



## Weekly Market Information Report for the week ending Thursday January 6, 2022

The following information is collected from various sources and disseminated by Beef Farmers of Ontario.

### ONTARIO DIRECT TO PACKER RAILGRADE CATTLE TRADE

Prices are on a carcass weight basis before grade and weight discounts. Weekly Range:

<b>A Grade Steers</b>	290.00-293.00, majority at \$290.00
<b>A Grade Heifers</b>	289.00

### ONTARIO LIVE CATTLE TRADE

Ontario auction sales this week saw weighted average price ranges for:

FED CATTLE	Volume	Price Range	Average	Top	Last Week Avg
Large Frame Steers +1250	74	145.02-179.78	170.31	185.50	173.18
Medium Frame Steers +1250	89	160.89-174.43	168.62	185.00	165.25
Large & Medium Frame Steers +1250	163	162.91-178.05	171.37	185.50	167.13
Large Frame Heifers +1000	60	156.10-173.10	167.31	184.50	171.48
Medium Frame Heifers +1000	96	161.11-177.24	170.19	207.00	159.86
Large & Medium Frame Heifers +1000	156	160.52-177.48	169.75	207.00	166.31
Fed steers, Dairy & Dairy Cross +1250	54	125.23-137.16	129.96	147.99	129.29
Fed heifers, Dairy & Dairy Cross +1000	111	85.27-126.91	109.09	157.00	110.22
Cows - All Weights	2,584	51.92-80.30	65.60	134.00	64.94
Bulls - All Weights	69	85.29-106.29	96.80	143.00	106.39

### STOCKERS - Large and Medium Frame

STEERS	Volume	Price Range	Average	Top	Last Week Avg
1000+	171	188.03-210.51	201.74	222.00	198.54
900-999	128	212.37-224.34	218.69	229.00	202.60
800-899	49	162.82-195.59	186.10	221.50	185.60
700-799	79	182.78-209.84	197.42	230.00	171.19
600-699	113	188.68-222.16	210.55	258.00	194.67
500-599	118	192.86-248.83	224.12	267.00	193.21
400-499	55	178.05-253.30	219.77	285.00	204.72
-399	26	216.71-245.37	236.48	390.00	138.19

### STOCKERS - Large and Medium Frame

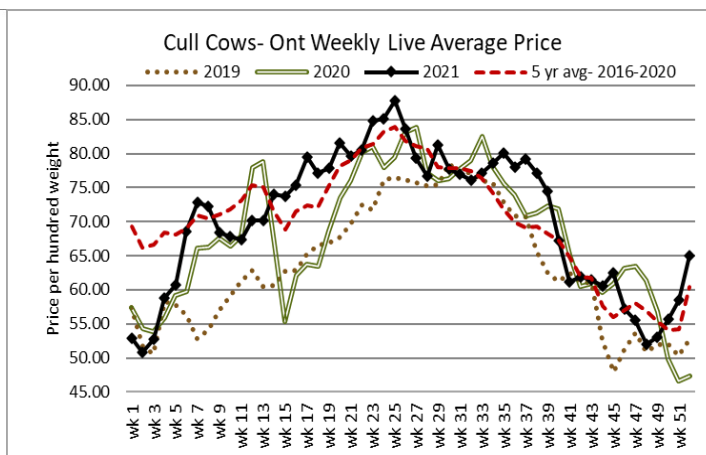
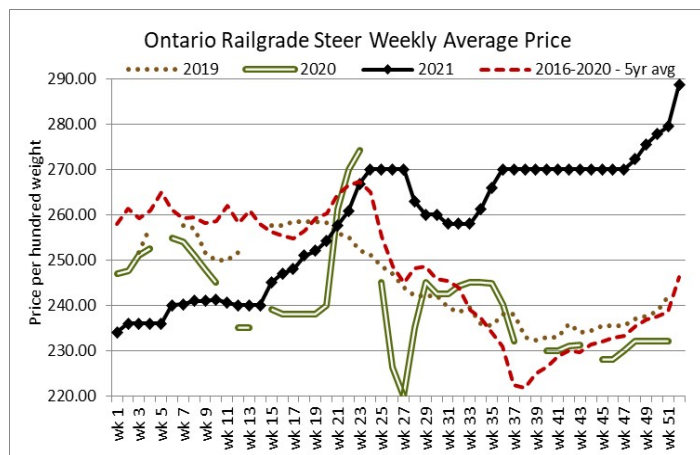
HEIFERS	Volume	Price Range	Average	Top	Last Week Avg
+900	153	166.59-181.11	175.76	198.00	163.31
800-899	23	141.35-166.13	157.72	206.00	151.89
700-799	41	145.68-165.17	156.28	212.00	162.76
600-699	81	151.10-191.10	174.70	205.00	168.28
500-599	88	162.13-196.40	181.44	210.00	165.50
400-499	29	161.29-196.24	181.82	205.00	159.25
300-399	10	166.80-186.05	176.30	202.50	145.62
-299	8	131.25-145.00	137.97	204.99	139.88

Denfield Livestock Exchange Inc., January 4, 2022: 189 Fed Cattle, 51 Veal, 109 Cows, 3 bulls, 6 stockers

	Price Range	Average	Top
Large & Medium Frame Fed Steers +1250 lbs	168.75-180.75	175.32	185.25
Large & Medium Frame Fed Heifers +1000 lbs	163.00-180.50	172.93	207.00
Cows	45.00-72.50	60.71	94.00
Veal calves 600 lbs +	136.00-151.00	144.16	154.50

At **Aylmer Stockyards Inc.:** January 5, 2022 – 12 veal, 282 Cows, 47 fed cattle, 16 stockers, 2 bulls

	<b>Price Range</b>	<b>Average</b>	<b>Top</b>
<b>Fed Heifers, Dairy &amp; Dairy Cross 1000 lbs + Cows</b>	71.99-129.49	112.70	129.49
<b>Veal over 600 lbs</b>	44.00-93.00	66.40	94.99
	123.99-158.00	142.70	158.00



### ONTARIO STOCKER & FEEDER TRADE

Stocker sale at **Ontario Livestock Exchange:** December 30, 2021 – 129 Stockers

<b>Steers</b>	<b>Price Range</b>	<b>Average</b>	<b>Top</b>	<b>Heifers</b>	<b>Price Range</b>	<b>Average</b>	<b>Top</b>
700-799	115.00-196.00	167.64	196.00	600-699	150.00-168.00	160.95	168.00
600-699	160.00-187.50	177.22	187.50				
500-599	155.00-190.00	174.11	220.00				

Stocker sale at **Ontario Stockyards Inc:** December 30, 2021 – 138 Stockers

<b>Steers</b>	<b>Price Range</b>	<b>Average</b>	<b>Top</b>	<b>Heifers</b>	<b>Price Range</b>	<b>Average</b>	<b>Top</b>
700-799	102.50-213.00	197.14	213.00	700-799	145.00-195.00	184.91	195.00
600-699	201.00-227.00	214.53	227.00	600-699	157.50-197.50	182.33	197.50
500-599	158.00-261.00	225.58	261.00				
400-499	212.50-259.00	236.73	259.00				
399-	220.00-235.00	226.67	235.00				

Stocker sale at: **Community Livestock Exchange:** January 4, 2022 – 102 Stockers

<b>Steers</b>	<b>Price Range</b>	<b>Average</b>	<b>Top</b>	<b>Heifers</b>	<b>Price Range</b>	<b>Average</b>	<b>Top</b>
700-799	151.00-187.00	170.79	187.00	800-899	130.00-141.99	140.70	141.99
600-699	187.50-206.00	200.40	206.00	700-799	140.99-154.00	147.10	154.00
500-599	172.50-245.00	213.09	245.00	600-699	94.99-181.00	138.99	181.00
400-499	130.00-285.00	209.60	285.00	500-599	127.49-189.99	156.20	189.99
				400-499	132.49-204.00	171.30	204.00

Stocker sale at: **Renfrew Pontiac Livestock:** January 4, 2021 – 81 Stockers

<b>Steers</b>	<b>Price Range</b>	<b>Average</b>	<b>Top</b>	<b>Heifers</b>	<b>Price Range</b>	<b>Average</b>	<b>Top</b>
600-699	150.00-225.00	202.49	225.00	600-699	144.99-189.99	179.80	189.99
500-599	168.99-243.00	216.29	243.00	500-599	168.99-197.50	185.29	197.50
400-499	172.50-256.00	225.49	256.00				

Stocker sale at **Ontario Livestock Exchange, January 5, 2022 – 234** stockers

<b>Steers</b>	<b>Price Range</b>	<b>Average</b>	<b>Top</b>	<b>Heifers</b>	<b>Price Range</b>	<b>Average</b>	<b>Top</b>
1000+	209.50-222.00	218.03	222.00	900+	176.50-187.50	177.69	178.50
900-999	222.00-229.00	225.45	229.00				

Stocker sale at **Ontario Livestock Exchange: January 6, 2022 – 155 Stockers**

Steers	Price Range	Average	Top	Heifers	Price Range	Average	Top
700-799	187.50-207.50	202.91	207.50	900+	167.00-173.00	168.59	173.00
500-599	160.00-210.00	193.00	210.00	800-899	150.00-188.00	175.33	188.00
400-499	150.00-220.00	194.17	220.00	700-799	145.00-174.00	161.33	174.00
				600-699	127.50-185.00	165.42	185.00

Stocker sale at **Ontario Stockyards Inc, January 6, 2022- 325 stockers**

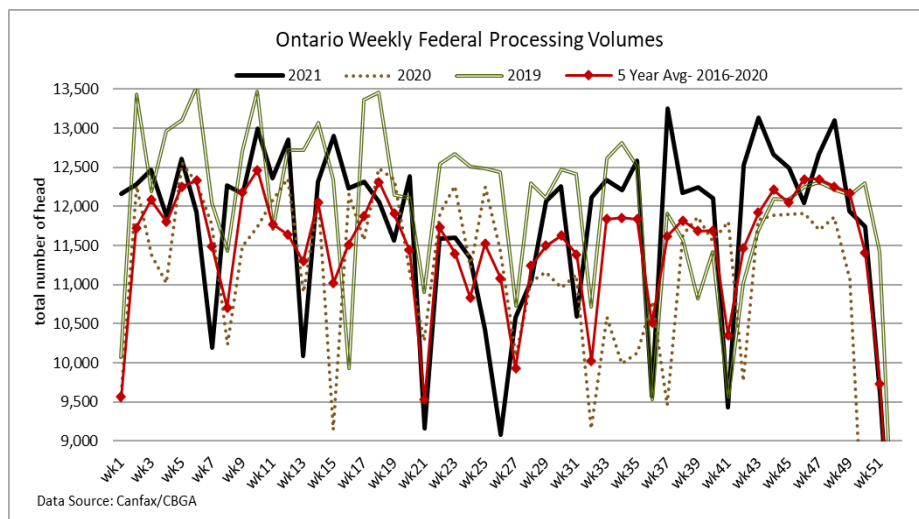
Steers	Price Range	Average	Top	Heifers	Price Range	Average	Top
800-899	169.00-182.50	177.61	199.00	900+	159.00-181.00	175.59	181.00
700-799	190.00-230.00	208.90	230.00	600-699	171.00-205.00	187.53	205.00
600-699	187.00-231.00	215.03	258.00	500-599	170.00-207.00	190.58	210.00
500-599	213.00-267.00	239.11	267.00	400-499	185.00-205.00	198.75	205.00
400-499	221.00-252.50	240.32	252.50	300-399	190.00-202.50	198.33	202.50
399-	235.00-271.00	262.23	271.00				

**CATTLE EXPORTS-ONTARIO**

	Week ending Dec 18, 2021	Week ending Dec 11, 2021	Year to Date 2021
Total live slaughter cattle exported from Ontario to the U.S.	2,863	3,311	110,681
Steers & Heifers & Cows	2,753	3,152	103,423
Bulls	110	159	7,258

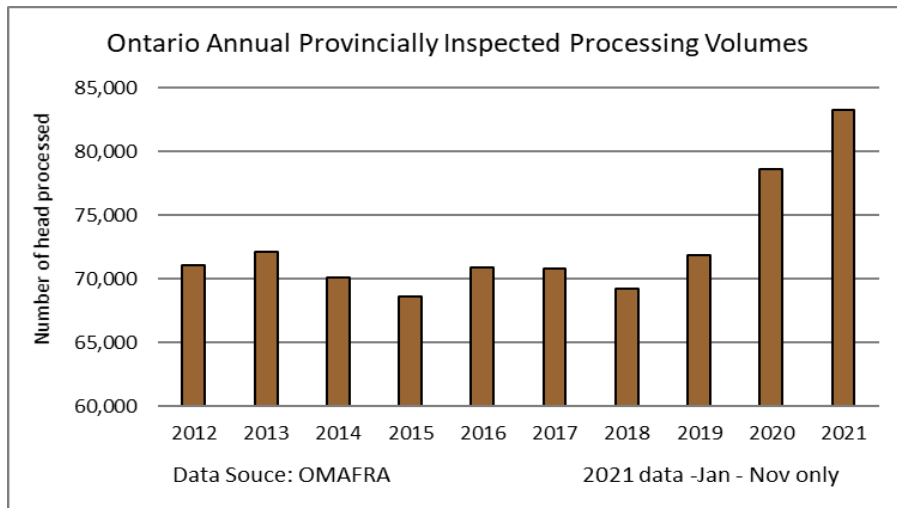
**FEDERALLY INSPECTED CANADIAN PROCESSING**

	Week Ending Dec 18, 2021	# of hd change from week ago	YTD	% Change (Week Ago)	% Change (Year Ago)
Grand Total	58,308	-3,245	3,162,771	-5%	+8%
Western Slaughter	45,061	-2,995	2,501,128	-6%	+8%
Eastern Slaughter	13,247	-250	661,643	-2%	+6%



**FEDERALLY INSPECTED CANADIAN PROCESSING**

	Week Ending Dec 25, 2021	# of hd change from week ago	YTD	% Change (Week Ago)	% Change (Year Ago)
Grand Total	50,358	-7,950	3,213,129	-14%	+8%
Western Slaughter	39,465	-5,596	2,540,593	-12%	+8%
Eastern Slaughter	10,893	-2,354	672,536	-18%	+7%

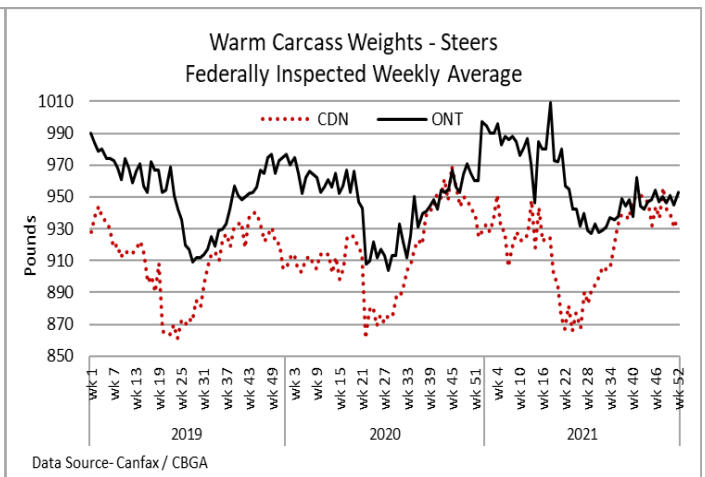
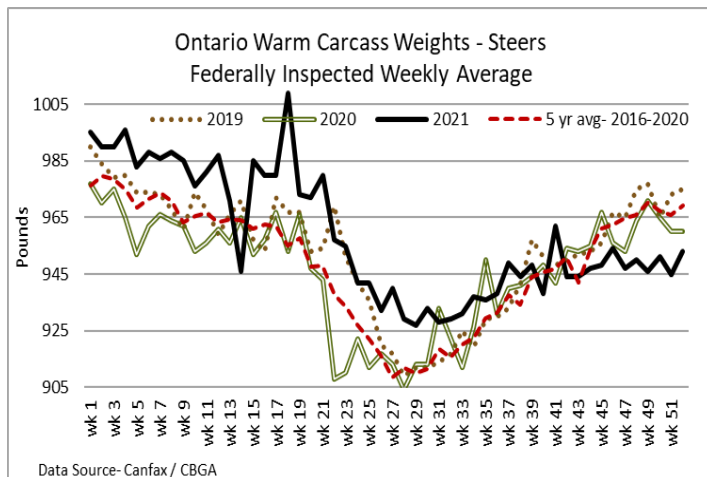


### FEDERALLY INSPECTED CANADIAN PROCESSING

	Week Ending Jan 1, 2022	# of hd change from week ago	YTD	% Change (Week Ago)	% Change (Year Ago)
<b>Grand Total</b>	45,618	-4,740	3,258,747	-9%	+8%
<b>Western Slaughter</b>	37,838	-1,627	2,578,431	-4%	+8%
<b>Eastern Slaughter</b>	7,780	-3,113	680,316	-29%	+7%

### AVERAGE CARCASS WEIGHTS – CANADA

	Steers	Heifers
<b>Jan 1, 2022</b>	938	836
<b>Dec 25, 2021</b>	931	838
<b>Dec 26, 2020</b>	925	858



### USDA ESTIMATED CATTLE PROCESSING VOLUME

	Week Ending Jan 10, 2022	Previous Week	Year Ago
<b>Grand Total</b>	620,000	537,000	652,000

### QUEBEC ELECTRONIC AUCTION MARKET (F.O.B. THE FEEDLOT)

	Price	Change from Last Week
For the week ending January 6, 2022	291.50	+9.67

### ALBERTA DIRECT TRADE

Alberta's direct trade: for the week ending January 6, 2022

<b>Steers</b>	Live <b>FOB</b>	N/T	Rail <b>FOB</b>	268.00-275.75
<b>Heifers</b>	Live <b>FOB</b>	N/T	Rail <b>FOB</b>	268.50-269.50

### U.S. TRADE (U.S. funds)

The U.S. cash cattle trade: for the week ending January 6, 2022

Choice and Select Steers and Heifers:	Live	136.00-140.00
	Rail	218.00-220.00

### U.S. BOXED BEEF CUT-OUT VALUES (U.S. funds)

	<b>Choice</b>	<b>Select</b>
	<b>600-900</b>	<b>600-900</b>
<b>Current Five Day Average</b>	266.72	259.32

### BEEF EXPORTS – CANADA

	<b>United States</b>	<i>Change from last year YTD</i>	<b>Mexico</b>	<i>Change from last year YTD</i>
	<i>Jan 1- Oct 30/21</i>		<i>Jan 1- Oct 30/21</i>	
<b>Total</b>	299,052 tonnes	+16% or +42,125 tonnes	19,672 tonnes	+84% or +8,980 tonnes
	<b>Japan</b>	<i>Change from last year YTD</i>	<b>China</b>	<i>Change from last year YTD</i>
	<i>Jan 1- Oct 30/21</i>		<i>Jan 1- Oct 30/21</i>	
<b>Total</b>	51,663 tonnes	+41% or +14,927 tonnes	17,359 tonnes	+109% or +9,050 tonnes

### LIVE CATTLE – CANADA

<b>IMPORTS</b>		<i>Import % change from 2020 YTD</i>	<b>EXPORTS</b>		<i>Export % change from 2020 YTD</i>
<i>Jan 1- Oct 30/21</i>			<i>Jan 1- Dec 11/21</i>		
Pure bred	14,511	-	Slaughter steers & heifers & cows	429,606	-7%
Non-pure bred	348,846	+65%	Feeder cattle & calves	135,696	+20%
			Bulls	35,632	-12%

### BEEF PRODUCTION – CANADA

	<i>Jan 1 – Dec 18/21</i>	<i>Last Year Same Time</i>	<i>% Change</i>
Fed	1,097,265 tonnes	1,021,945 tonnes	+7%
Non-fed	150,332 tonnes	133,930 tonnes	+12%

### BEEF IMPORTS – CANADA

	<i>Jan 1 – Dec 18/21</i>	<i>Last Year Same Time</i>	<i>% Change</i>
United States	99,289 tonnes	106,627 tonnes	-7%
Non-CUSMA	30,327 tonnes	51,520 tonnes	-41%
EU-28 (beef/veal total)	14,269 tonnes	15,100 tonnes	-6%
<b>Total</b>	<b>156,528 tonnes</b>	<b>185,145 tonnes</b>	<b>-15%</b>

### CHICAGO MERCANTILE EXCHANGE

Closing quotes on futures today were as follows:

<b>Live Cattle</b>		<b>Feeder Cattle</b>		<b>Corn</b>		<b>Soybeans</b>		<b>Canadian \$</b>	
<b>Feb</b>	137.32 -0.02	<b>Jan</b>	162.10 -0.47	<b>Mar</b>	6.066 +3.0	<b>Jan</b>	14.014 +24.2	<b>Spot</b>	79.15 +0.60
<b>Apr</b>	142.05 -0.40	<b>Mar</b>	166.67 -0.60	<b>May</b>	6.076 +3.2	<b>Mar</b>	14.102 +23.0	<b>Mar</b>	79.14 +0.60
<b>Jun</b>	137.70 +0.12	<b>Apr</b>	170.87 -0.20	<b>Jul</b>	6.044 +2.2	<b>May</b>	14.186 +22.6	<b>Jun</b>	79.09 +0.59
<b>Aug</b>	137.12 +0.05	<b>May</b>	173.25 -0.17	<b>Sep</b>	5.714 +4.2	<b>Jul</b>	14.232 +22.4	<b>Sep</b>	79.00 +0.59
<b>Oct</b>	141.32 +0.20	<b>Aug</b>	181.20 +0.05	<b>Dec</b>	5.576 +3.4	<b>Aug</b>	14.022 +20.0	<b>Dec</b>	78.92 +0.59
<b>Dec</b>	144.77 +0.27	<b>Sep</b>	182.00 +0.55	<b>Mar</b>	5.644 +2.6	<b>Sep</b>	13.504 +19.2	<b>Mar</b>	78.82 +0.58

## **ONTARIO STOCKER & FEEDER TRADE SPECIAL FALL SALES**

Jan 12	10:00 am	Kawartha Lakes Community Sales Barn	Special Stocker Sale
Jan 21	11:00 am	Community Livestock Exchange	Quinte Cattlemen's Vaccinated Stocker Sale
Feb 9	10:00 am	Kawartha Lakes Community Sales Barn	Peterborough/Victoria Counties Sale- 90% vacc

### **Comments for the week ending January 6<sup>th</sup>**

319 fed steers and heifers sold through auction markets this week up 200 from last week (over the holidays) and 173 more than this time last year. Fed steers ranged from \$162.91-\$178.05 averaging \$171.37 up \$4.24 from last week and \$42.14 stronger than last year at this time. Heifers traded from \$160.52-\$177.48 averaging \$169.75 up \$3.44 from last week and \$37.85 above year ago prices. Auction markets reported active trading on strong demand with higher prices, up \$5.00-\$10.00 cwt in spots. Steers topped the market at \$185.50 while heifers reached a high of \$207.00.

The Ontario railgrade prices have improved over the last couple of weeks with sales this week reported at \$290.00 for steers, with a couple of deals from \$291.00-\$293.00 mid-week, but majority were at \$290.00, while heifers were reported at \$289.00. Sales this week are up from \$280.00-\$290.00 the previous week and \$278.00-\$280.00 the week prior. This week's sales started out for immediate delivery but by week's end delivery was reported for the week of January 24<sup>th</sup>. This week's average is up \$1.25 from last week, up \$10.50 from the week before that, and \$56.00 stronger than this time last year.

Federal processing volumes for fed cattle and cows in Ontario totaled 608,496 head for 2021. This is up 6.5% from 2020 but down 2.2% from 2019. Provincial numbers are currently only available until November 2021 but comparing YTD volumes, 2021 is sitting at 82,373 head processed, up 5.9% from the same time in 2020 and up 26% from 2019.

Volumes of cull cows are up from the holiday week with 2,584 head sold through auctions up 740 from last week but 523 fewer than the same week last year. Cows traded from \$51.92-\$80.30 averaging \$65.60 up \$0.66 from last week's average, which was up \$7.09 from the week before the holidays. Cow prices are also \$12.68 stronger than year ago pricing. Auction markets reported trade as active on strong demand with prices fully steady to higher to start, with one market noting prices lower than last week's strong trade. As the week progressed trade was up \$3.00-\$5.00 and ended the week with prices continuing strong.

There were 1,172 head sold through auctions this week up 449 from the previous week and 109 more than the same time last year. Auction markets reported steer calves as steady to stronger with heifer calves stronger to sharply higher. Yearling steers started out steady but were higher by week's end with yearling heifers sharply higher to start and higher by week's end. Actual average prices this week saw steers 400-500 lbs up \$15.05 from last week, 500-600 lbs up \$30.91, 600-700 lbs up \$15.88. 700-800 lbs up \$26.23, 800-900 lbs up \$0.50 on very light receipts, 900-1000 lbs up \$16.09 and steers 1000 lbs plus averaged \$3.20 higher than last week on average. Heifers from 300-400 lbs were up \$30.68 from the previous week, 400-500 lbs up \$22.57, 500-600 lb up \$15.94, 600-700 lbs up \$6.42, 700-800 lbs up down \$6.48, 800-900 lbs up \$5.83 on light receipts and heifers 900 lbs and over averaged \$12.45 stronger than last week's weighted average prices. All categories of stockers are trading at higher levels than last year at this time.

The Quebec electronic market this week was reported at \$291.50 dressed on a picked-up basis, up \$9.67 from the previous week's trade on average.

Alberta direct trade was light on Wednesday and Thursday this week with Canfax reporting sales at \$270.00-\$271.00 delivered on a dressed basis, down \$7.00-\$8.00 cwt from the previous week's trade. Canfax notes: "Competition on the cash market remains limited. Some fed cattle have already been passed and some of these

cattle will likely be reallocated into January contracts or sold on the grid. Some producers are making calls to the US to get cattle moving south. There were premiums being offered if cattle graded over 70% AAA. Most of the cattle that traded this week being scheduled for late January delivery. With cooler temperatures some cattle deliveries were cancelled.”

The U.S. cash cattle trade for the week ending December 30th was very strong with dressed deals in the north selling from \$218.00-\$226.00, mainly \$220.00-\$222.00 with steers averaging \$220.89 up \$3.59, while heifers averaged \$221.31 up \$4.15 from the previous week on average. Live trade in the south was mainly at \$138.00 live while trade in the north was from \$138.00-\$140.00 live. Overall live steers averaged \$139.59 up \$3.95 and heifers \$139.06 up \$3.61 from the week before.

The US cash cattle trade was light to moderate on Wednesday this week with deals in the south mainly \$138.00 live, steady to last week. Business in the north ranged from \$138.00-\$140.00 live and \$220.00 dressed, steady to \$1.00 easier than last week’s weighted averages. Thursday trade ranged from \$136.00-\$138.00 live in the south, mainly steady to \$2.00 easier, with business in the north \$138.00-\$140.00 live and \$218.00-\$220.00 dressed, steady to \$2.00 lower than last week.