



## Weekly Market Information Report for the week ending Thursday January 13, 2022

The following information is collected from various sources and disseminated by Beef Farmers of Ontario.

### ONTARIO DIRECT TO PACKER RAILGRADE CATTLE TRADE

Prices are on a carcass weight basis before grade and weight discounts. Weekly Range:

**A Grade Steers** 290.00 throughout the week. Delivery next week. One federal packer not buying.

**A Grade Heifers** 288.00-293.00 mainly 290.00 with delivery next week. One federal packer not buying.

### ONTARIO LIVE CATTLE TRADE

Ontario auction sales this week saw weighted average price ranges for:

FED CATTLE	Volume	Price Range	Average	Top	Last Week Avg
Large Frame Steers +1250	76	148.20-178.95	167.55	190.00	170.31
Medium Frame Steers +1250	84	163.42-173.08	167.87	180.00	168.62
Large & Medium Frame Steers +1250	160	160.24-176.37	169.20	190.00	171.37
Large Frame Heifers +1000	55	155.02-171.94	161.60	176.00	167.31
Medium Frame Heifers +1000	131	154.78-168.75	163.07	174.00	170.19
Large & Medium Frame Heifers +1000	186	153.60-169.79	162.83	176.00	169.75
Fed steers, Dairy & Dairy Cross +1250	78	117.95-132.24	127.53	146.00	129.96
Fed heifers, Dairy & Dairy Cross +1000	81	80.03-124.59	106.94	135.00	109.09
Cows - All Weights	2,865	54.12-80.67	65.89	162.99	65.60
Bulls - All Weights	87	81.27-98.03	89.47	131.00	96.80

### STOCKERS - Large and Medium Frame

STEERS	Volume	Price Range	Average	Top	Last Week Avg
1000+	561	189.26-215.41	202.93	220.50	201.74
900-999	387	196.19-214.52	208.92	226.00	218.69
800-899	127	189.29-209.57	200.38	227.00	186.10
700-799	205	190.30-212.69	202.35	230.00	197.42
600-699	310	186.65-236.84	218.20	255.00	210.55
500-599	222	186.77-249.11	224.71	272.00	224.12
400-499	85	191.63-254.89	229.40	287.50	219.77
-399	38	169.80-252.47	218.04	410.00	236.48

### STOCKERS - Large and Medium Frame

HEIFERS	Volume	Price Range	Average	Top	Last Week Avg
+900	249	158.12-184.98	175.17	202.75	175.76
800-899	86	166.68-188.88	179.90	199.00	157.72
700-799	116	139.84-182.41	168.64	196.25	156.28
600-699	212	153.06-199.14	181.98	209.00	174.70
500-599	193	154.03-202.55	181.12	222.00	181.44
400-499	113	131.51-200.85	170.38	225.00	181.82
300-399	34	151.20-204.29	182.67	222.50	176.30
-299	10	108.00-166.60	147.13	210.00	137.97

At Kawartha Lakes Community Sale Barn: January 8, 2022 – 224 cows, 7 bulls, 60 veal, 4 stockers, 8 Fed Cattle

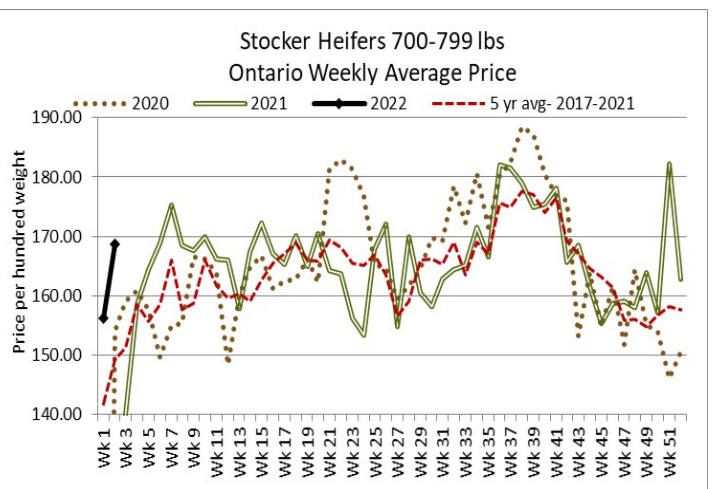
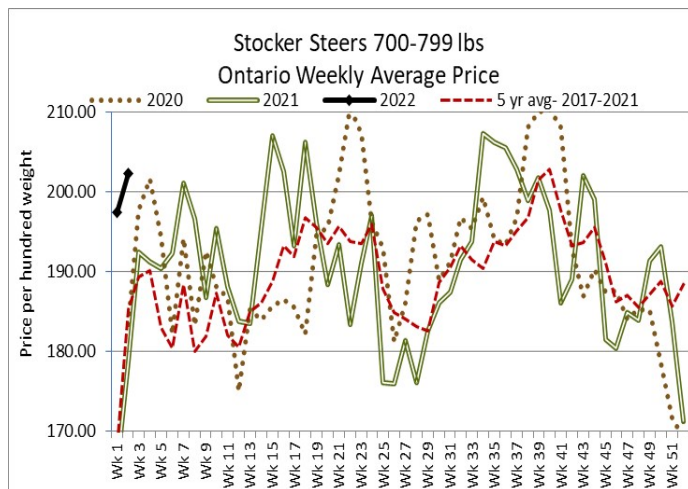
	Price Range	Avg.	Top
Cows	57.00-95.00	66.79	116.00
Bulls over 1600 lbs	76.00-114.00	98.96	114.00
Veal 600 lbs plus	130.00-147.00	131.75	147.00
Veal 125 lbs or less	60.00-180.00	108.10	202.50

**Denfield Livestock Exchange Inc., January 11, 2022: 174 Fed Cattle, 16 Veal, 93 Cows, 1 bull, 3 stockers**

	Price Range	Average	Top
<b>Large &amp; Medium Frame Fed Steers +1250 lbs</b>	157.50-175.50	168.49	182.50
<b>Large &amp; Medium Frame Fed Heifers +1000 lbs</b>	165.00-173.00	169.54	176.00
<b>Cows</b>	52.00-75.00	63.66	120.00
<b>Veal calves 600 lbs +</b>	130.00-150.00	138.25	150.00

**At Aylmer Stockyards Inc.: January 12, 2022 – 19 veal, 322 Cows, 51 fed cattle, 4 stockers, 1 bull**

	Price Range	Average	Top
<b>Large &amp; Medium Frame Fed Heifers +1000 lbs</b>	127.00-155.00	144.59	155.00
<b>Fed Heifers, Dairy &amp; Dairy Cross 1000 lbs +</b>	70.99-135.00	118.30	135.00
<b>Cows</b>	42.99-93.99	69.79	162.99
<b>Veal over 600 lbs</b>	126.00-157.00	141.99	157.00



**ONTARIO STOCKER & FEEDER TRADE**

**Stocker sale at Brussels Livestock: January 7, 2022 – 553 Stockers**

Steers	Price Range	Average	Top	Heifers	Price Range	Average	Top
<b>1000+</b>	194.00-220.50	211.88	220.50	<b>900+</b>	162.00-188.50	179.42	202.75
<b>900-999</b>	197.00-218.50	212.11	226.00	<b>800-899</b>	184.00-199.00	192.49	199.00
<b>800-899</b>	180.00-227.00	201.33	227.00	<b>700-799</b>	125.00-184.00	170.72	184.00
<b>700-799</b>	222.00-230.00	226.73	230.00	<b>600-699</b>	157.50-203.00	189.88	203.00
<b>600-699</b>	209.00-243.00	223.18	243.00	<b>500-599</b>	142.00-210.00	185.13	210.00
<b>500-599</b>	170.00-249.00	225.86	249.00	<b>400-499</b>	52.50-224.00	158.60	224.00
<b>400-499</b>	185.00-247.00	221.75	247.00				

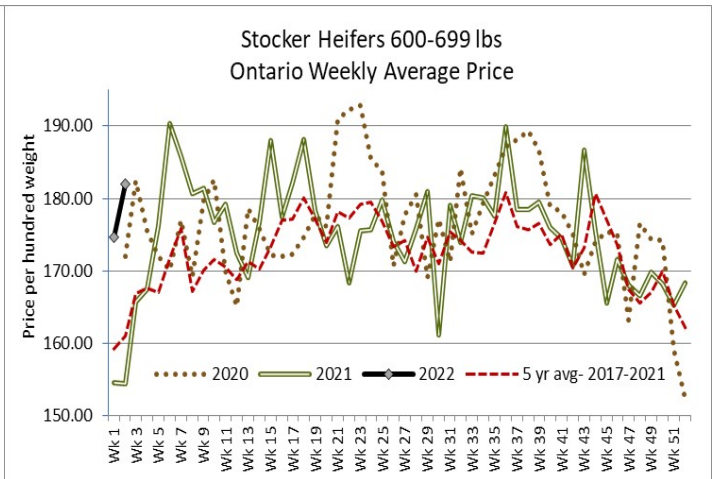
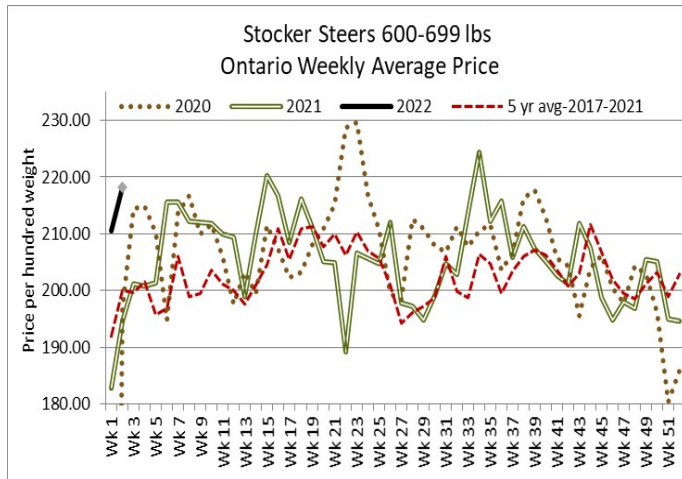
**Stocker sale at: Community Livestock Exchange: January 11, 2022 – 115 Stockers**

Steers	Price Range	Average	Top	Heifers	Price Range	Average	Top
<b>600-699</b>	169.99-233.99	203.29	233.99	<b>600-699</b>	147.50-180.00	168.10	180.00
<b>500-599</b>	192.50-245.00	220.80	245.00	<b>500-599</b>	130.00-187.00	165.79	187.00
<b>400-499</b>	169.99-287.50	235.30	287.50	<b>400-499</b>	119.99-192.50	162.00	192.50

**Stocker sale at: Keady Livestock Market: January 11, 2022 – 365 Stockers**

Steers	Price Range	Average	Top	Heifers	Price Range	Average	Top
<b>1000+</b>	178.50-212.75	195.08	212.75	<b>600-699</b>	164.00-203.00	185.24	203.00
<b>900-999</b>	212.00-218.50	214.66	218.50	<b>500-599</b>	182.50-192.00	188.63	198.00
<b>700-799</b>	201.00-217.00	215.22	217.00				
<b>600-699</b>	231.00-238.00	234.40	238.00				
<b>500-599</b>	218.00-247.50	236.82	247.50				
<b>400-499</b>	237.00-239.00	237.62	239.00				
<b>399-</b>	215.00-235.00	231.00	235.00				

*Sales every other Tuesday until April 2022.*



Stocker sale at: **Renfrew Pontiac Livestock: January 11, 2021 – 316 Stockers**

Steers	Price Range	Average	Top	Heifers	Price Range	Average	Top
800-899	175.00-208.99	193.19	208.99	800-899	157.49-178.00	173.50	178.00
700-799	168.99-210.99	194.79	210.99	700-799	119.99-194.99	183.29	194.99
600-699	155.00-245.99	222.99	245.99	600-699	125.00-206.99	186.40	206.99
500-599	155.00-254.99	239.50	254.99	500-599	164.99-214.99	193.79	214.99
400-499	150.00-260.00	235.09	260.00	400-499	160.00-225.00	214.80	225.00
399-	150.00-279.99	235.30	279.99	300-399	144.99-220.00	185.00	220.00

Stocker sale at **Ontario Livestock Exchange, January 12, 2022 - 550 stockers**

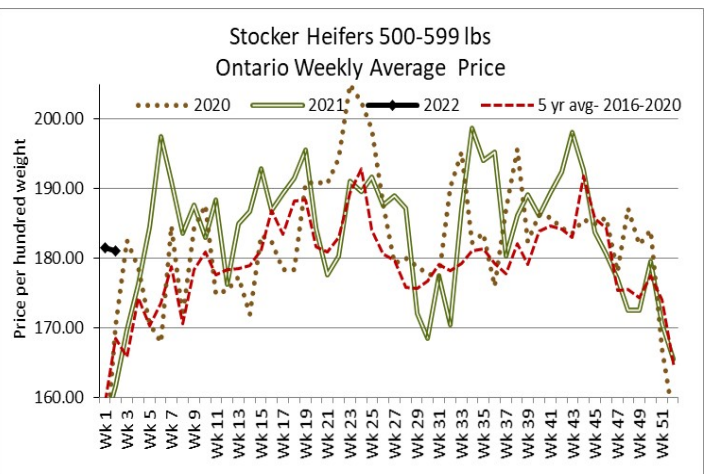
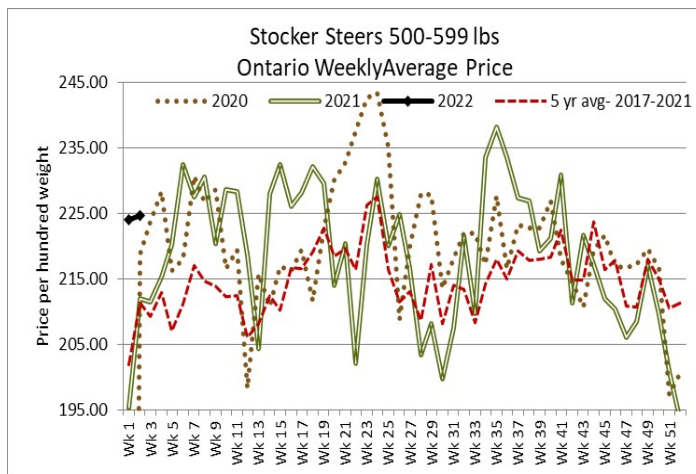
Steers	Price Range	Average	Top	Heifers	Price Range	Average	Top
1000+	195.00-216.50	203.185	216.50	900+	179.00-181.00	180.70	181.00
900-999	202.00-216.00	209.68	216.00				
800-899	208.00-220.00	211.88	220.00				
700-799	206.00-213.50	211.43	213.50				
600-699	201.00-231.00	212.38	231.00				
500-599	177.50-221.00	191.89	221.00				

Stocker sale at **Ontario Livestock Exchange: January 13, 2022 – 245 Stockers**

Steers	Price Range	Average	Top	Heifers	Price Range	Average	Top
900-999	179.00-185.000	182.33	185.00	800-899	132.50-185.00	160.42	185.00
700-799	182.50-195.00	187.81	202.50	700-799	125.00-147.50	133.57	162.50
600-699	170.00-230.00	200.36	240.00	600-699	141.00-162.50	155.14	175.00
500-599	212.50-237.50	226.11	237.50	500-599	135.00-187.50	163.50	187.50
400-499	185.00-230.00	205.00	230.00				

Stocker sale at **Ontario Stockyards Inc, January 13, 2022- 550 stockers**

Steers	Price Range	Average	Top	Heifers	Price Range	Average	Top
1000+	165.00-201.50	184.77	201.50	900+	143.00-166.00	154.13	166.00
900-999	179.00-203.25	195.57	203.25	800-899	125.00-170.00	151.43	183.00
800-899	160.00-200.00	186.15	200.00	700-799	149.00-196.25	173.49	196.25
700-799	192.00-211.25	200.91	222.50	600-699	160.00-209.00	185.63	209.00
600-699	196.00-240.00	223.33	255.00	500-599	150.00-205.00	177.35	222.00
500-599	198.00-272.00	235.02	272.00	400-499	150.00-210.00	184.04	223.00
400-499	212.50-266.00	241.44	275.00	300-399	137.50-222.50	191.27	222.50
399-	157.50-267.00	221.058	267.00				



### ONTARIO STOCKER & FEEDER TRADE SPECIAL STOCKER SALE

Stocker sale at: **Kawartha Lakes Community Sale Barn, January 12, 2022 - 221 Stockers**

Steers	Price Range	Average	Top	Heifers	Price Range	Average	Top
1000+	170.00-204.00	198.68	204.00	900+	163.00-194.50	181.28	194.50
900-999	136.00-210.00	203.58	210.00	600-699	177.50-207.00	191.33	207.00
800-899	180.00-201.00	194.06	201.00	500-599	180.00-212.50	196.84	212.50
700-799	178.00-217.50	196.06	217.50	400-499	182.50-215.00	193.12	215.00
600-699	195.00-245.00	214.50	245.00				
500-599	225.00-265.00	250.00	265.00				

A light run today saw calves sell actively on a strong market while yearlings sold on a premium.

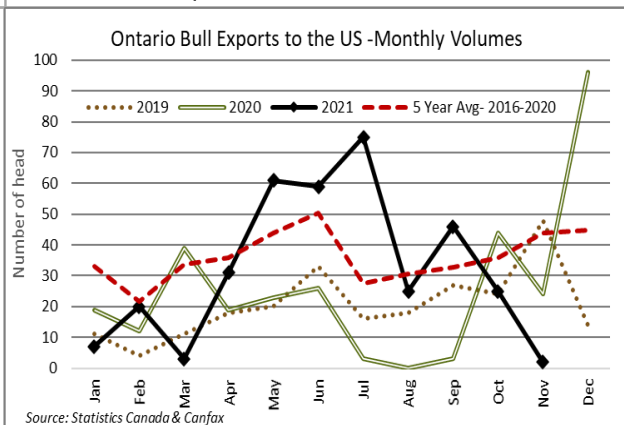
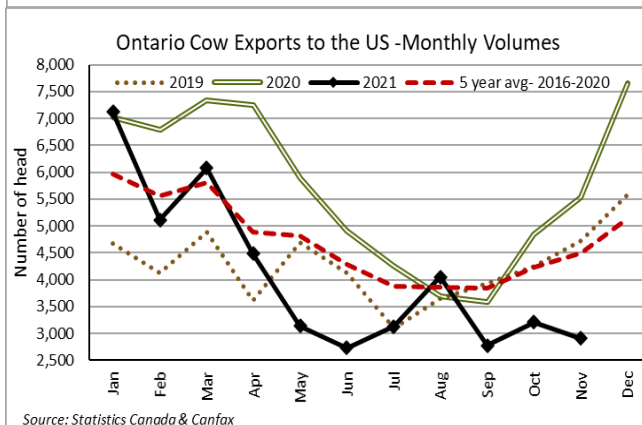
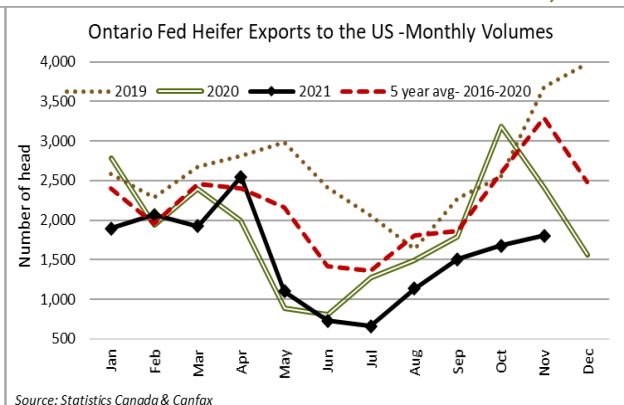
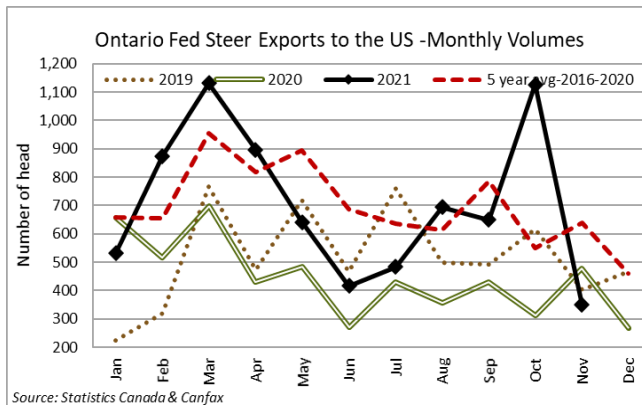
### CATTLE EXPORTS-ONTARIO

Week ending Dec 25, 2021

Week ending Dec 18, 2021

Year to Date  
2021

Total live slaughter cattle exported from Ontario to the U.S.	2,156	2,863	112,837
Steers & Heifers & Cows	2,079	2,753	105,502
Bulls	77	110	7,335





### FEDERALLY INSPECTED CANADIAN PROCESSING

	Week Ending Jan 8, 2022	# of hd change from week ago	YTD	% Change (Week Ago)	% Change (Year Ago)
Grand Total	56,977	+11,359	56,977	+25%	-10%
Western Slaughter	44,540	+6,702	44,540	+18%	-11%
Eastern Slaughter	12,437	+4,657	12,437	+60%	-7%

### AVERAGE CARCASS WEIGHTS – CANADA

	Steers	Heifers
Jan 8, 2022	934	845
Jan 1, 2022	938	836
Jan 9, 2021	933	854

### USDA ESTIMATED CATTLE PROCESSING VOLUME

	Week Ending Jan 17, 2022	Previous Week	Year Ago
Grand Total	621,000	620,000	652,000

### QUEBEC ELECTRONIC AUCTION MARKET (F.O.B. THE FEEDLOT)

	Price	Change from Last Week
For the week ending January 13, 2022	290.75-293.50	+0.75

### ALBERTA DIRECT TRADE

Alberta's direct trade: for the week ending January 13, 2022

Steers	Live FOB	154.50	Rail FOB	258.50-260.50
Heifers	Live FOB	N/T	Rail FOB	258.50-259.50

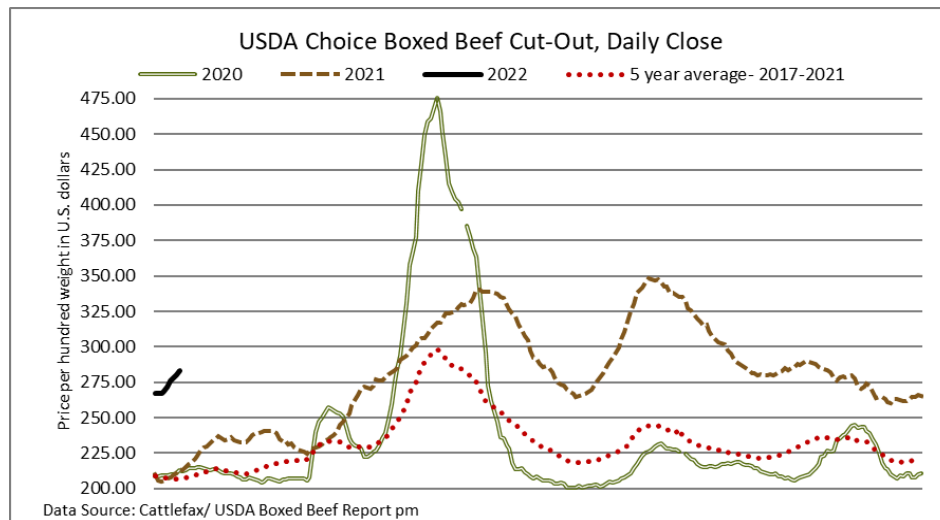
### U.S. TRADE (U.S. funds)

The U.S. cash cattle trade: for the week ending January 13, 2022

Choice and Select Steers and Heifers:	Live	135.00-139.00
	Rail	217.00-220.00. most 218.00

### U.S. BOXED BEEF CUT-OUT VALUES (U.S. funds)

	Choice 600-900	Select 600-900
Current Five Day Average	277.77	267.99



### BEEF EXPORTS – CANADA

	<b>United States</b>	<i>Change from last year YTD</i>	<b>Mexico</b>	<i>Change from last year YTD</i>
	<i>Jan 1- Nov 30/21</i>		<i>Jan 1- Nov 30/21</i>	
Total	329,691 tonnes	+15% or +42,971 tonnes	21,558 tonnes	+74% or +9,170 tonnes
	<b>Japan</b>	<i>Change from last year YTD</i>	<b>China</b>	<i>Change from last year YTD</i>
	<i>Jan 1- Nov 30/21</i>		<i>Jan 1- Nov 30/21</i>	
Total	56,151 tonnes	+51% or +15,427 tonnes	19,012 tonnes	+99% or +9,477 tonnes

### LIVE CATTLE – CANADA

<b>IMPORTS</b>		<i>Import % change from 2020 YTD</i>	<b>EXPORTS</b>		<i>Export % change from 2020 YTD</i>
	<i>Jan 1- Nov 30/21</i>			<i>Jan 1- Dec 11/21</i>	
Pure bred	15,189	-	Slaughter steers & heifers & cows	429,606	-7%
Non-pure bred	372,622	+52%	Feeder cattle & calves	135,696	+20%
			Bulls	35,632	-12%

### BEEF PRODUCTION – CANADA

	<i>Jan 1 – Jan 1/22</i>	<i>Last Year Same Time</i>	<i>% Change</i>
Fed	1,130,296 tonnes	1,065,433 tonnes	+6%
Non-fed	155,336 tonnes	140,421 tonnes	+11%

### BEEF IMPORTS – CANADA

	<i>Jan 1/21 – Jan 1/22</i>	<i>Last Year Same Time</i>	<i>% Change</i>
United States	102,912 tonnes	111,127 tonnes	-7%
Non-CUSMA	31,178 tonnes	52,659 tonnes	-41%
EU-28 (beef/veal total)	15,061 tonnes	15,713 tonnes	-4%
Total	162,002 tonnes	191,598 tonnes	-15%

### CHICAGO MERCANTILE EXCHANGE

Closing quotes on futures today were as follows:

<b>Live Cattle</b>			<b>Feeder Cattle</b>			<b>Corn</b>			<b>Soybeans</b>			<b>Canadian \$</b>		
<b>Feb</b>	137.97	+0.97	<b>Jan</b>	162.70	-0.22	<b>Mar</b>	5.962	+8.6	<b>Jan</b>	13.566	-8.4	<b>Spot</b>	79.60	-0.46
<b>Apr</b>	142.12	+1.15	<b>Mar</b>	166.37	-0.35	<b>May</b>	5.972	+7.6	<b>Mar</b>	13.696	-7.4	<b>Mar</b>	79.59	-0.47
<b>Jun</b>	137.62	+0.77	<b>Apr</b>	170.35	-0.12	<b>Jul</b>	5.934	+5.6	<b>May</b>	13.794	-7.6	<b>Jun</b>	79.54	-0.47
<b>Aug</b>	136.95	+0.55	<b>May</b>	172.72	+0.07	<b>Sep</b>	5.690	+1.6	<b>Jul</b>	13.860	-8.6	<b>Sep</b>	79.46	-0.46
<b>Oct</b>	140.97	+0.40	<b>Aug</b>	182.00	+0.02	<b>Dec</b>	5.582	+0.4	<b>Aug</b>	13.656	-9.4	<b>Dec</b>	79.37	-0.45
<b>Dec</b>	144.52	+0.12	<b>Sep</b>	182.75	+0.07	<b>Mar</b>	5.660	+0.2	<b>Sep</b>	13.184	-10.4	<b>Mar</b>	79.29	-0.45

Beef Farmers of Ontario, 130 Malcolm Road, Guelph, ON N1K 1B1 Phone: (519) 824-0334 Fax: (519) 824-9161 or email: [markets@ontariobeef.com](mailto:markets@ontariobeef.com)

### ONTARIO STOCKER & FEEDER TRADE SPECIAL FALL SALES

Jan 21	11:00 am	Community Livestock Exchange	Quinte Cattlemen's Vaccinated Stocker Sale
Feb 9	10:00 am	Kawartha Lakes Community Sales Barn	Peterborough/Victoria Counties Sale- 90% vacc

### Comments for the week ending January 13<sup>th</sup>

There were 346 fed steers and heifers sold through auction markets this week, up 27 from last week and 27 fewer than the same week last year. Fed steers ranged from \$160.24-\$176.83 averaging \$169.20 down \$2.17 from last week on average but \$39.22 above year ago prices. Fed heifers sold from \$153.60-\$169.79 averaging \$162.83 down \$6.92 from last week but \$33.35 stronger than last year at this time. Auction markets reported trade as active at fully steady to slightly lower prices on a good quality offering early week. By mid week prices were noted as \$3.00-\$4.00 cwt higher on light receipts and ended the week \$3.00-\$4.00 cwt lower.

The Ontario railgrade market was light with sales reported throughout the week. Steers were reported at \$290.00 dressed with heifers from \$288.00-\$293.00, mainly \$290.00. One federal packer was not buying this week. Prices are mainly steady to last week with delivery reported for next week. This week's average is \$54.00 stronger than last year at this time.

The Boxed Beef Report by Kevin Grier reports on Spot Market Canadian Product Availability: "Cargill in High River has been hit hard by COVID-related labor problems both last week and this week. The situation is tenuous in Guelph also. JBS appeared to be in good shape last week and this week so far. Canadian product availability will obviously be much tighter as a result. The Chinese and Korean bans on Canadian product are not likely to have any impact on availability; more will go to U.S."

There were 2,865 fed/cull cows sold through Ontario auction markets this week, up 281 from last week but 815 fewer than the same time last year. Cows sold from \$54.12-\$80.67 averaging \$65.89 up \$0.29 from last week and \$15.03 stronger than year ago prices. Auction markets reported prices as steady to fully steady and a few noting prices slightly stronger.

Larger receipts of 2,948 stocker and feeder cattle were sold at auction markets this week, up 1,776 head from last week and fully steady to this time last year. Auction markets reported active trading on strong demand. Calves were steady to strong while yearling were up \$5.00-\$8.00 to start, \$3.00-\$5.00 cwt higher by mid-week and easier than last week's high trade as the week progressed. All classes finished the week out holding steady. Actual average prices this week saw steers 400-500 lbs up \$9.63 from last week on average, 500-600 lbs up \$0.59, 600-700 lbs up \$7.65, 700-800 lbs up \$4.93, 800-900 lbs up \$14.28, 900-1000 lbs down \$9.77 and steers 1000 lbs plus averaged \$1.19 stronger than last week. Heifers from 300-400 lbs were up \$6.37 from last week, 400-500 lbs down \$11.44, 500-600 lbs down \$0.32, 600-700 lbs up \$7.28, 700-800 lbs up \$12.36, 800-900 lbs up \$22.18 (noting extremely light volumes last week) and heifers 900 lbs and over averaged \$0.59 below last week's weighted average prices. Most weight categories are trading well above last year at this time.

The Quebec electronic market this week ranged from \$290.75-\$293.50 dressed on a picked-up basis, up \$0.75 from the previous week's average prices.

Alberta direct trade was under pressure again this week with Canfax noting dressed sales from \$260.00-\$261.00 delivered, down \$10.00-\$11.00 cwt from last week. On a picked-up basis trade was reported by Canfax at \$154.50 live and \$258.50-\$260.50 dressed. Canfax reports: "The few cattle that traded this week would not be picked up until the middle of February. Alberta fed basis levels continue to weaken, for the first half of January this is the weakest cash to futures basis levels have been since 2009."

The U.S. cash cattle trade for the week ending January 7th saw the bulk of trade on Wednesday with just some clean up deals the remainder of the week. Business in the south was from \$136.00-\$138.00 live, mainly \$138.00 which is about steady to the previous week. Deals in the north were steady to slightly lower at \$138.00-\$140.00 live and \$218.00-\$220.00 dressed. Overall weighted average prices for the week, reported by the USDA Mandatory Price Report, saw live steers average \$138.41 down \$1.18 with heifers \$138.09 down \$0.97. On the rail steers averaged \$219.98 down \$0.91 with heifers averaging \$219.99 down \$1.32.

This week the US cash market has been light at easier prices. Deals on Tuesday were light in the south with trade from \$135.00-\$137.00 live which is steady to the bottom of last week's trade and \$1.00-\$2.00 easier than last week's average. In the north a couple of deals were noted at \$137.00 live, also lower than last week. On Wednesday business in the north was reported from \$137.00-\$138.00 live and \$218.00 dressed down around \$2.00 cwt from last week's sales. In the south trade was mixed, from \$135.00-\$137.00 in Kansas and \$137.00 in Texas, also down \$2.00 from last week's prices. A light scattered trade on Thursday was steady to the week's decline and it appears the bulk of trade for the week is completed. Monday is a holiday in the U.S. so packers were purchasing for a shortened week along with reduced processing due to Covid-19 related staffing issues.