



Weekly Market Information Report for the week ending Thursday January 20, 2022

The following information is collected from various sources and disseminated by Beef Farmers of Ontario.

ONTARIO DIRECT TO PACKER RAILGRADE CATTLE TRADE

Prices are on a carcass weight basis before grade and weight discounts. Weekly Range:

A Grade Steers	290.00
A Grade Heifers	289.00-290.00

ONTARIO LIVE CATTLE TRADE

Ontario auction sales this week saw weighted average price ranges for:

FED CATTLE	Volume	Price Range	Average	Top	Last Week Avg
Large Frame Steers +1250	79	161.20-176.42	170.88	180.00	167.55
Medium Frame Steers +1250	72	157.84-173.70	168.31	187.50	167.87
Large & Medium Frame Steers +1250	151	158.59-176.31	169.71	187.50	169.20
Large Frame Heifers +1000	77	162.25-174.68	169.68	199.00	161.60
Medium Frame Heifers +1000	77	154.49-170.15	163.76	179.00	163.07
Large & Medium Frame Heifers +1000	154	155.90-174.21	167.37	199.00	162.83
Fed steers, Dairy & Dairy Cross +1250	100	112.33-138.80	129.55	159.00	127.53
Fed heifers, Dairy & Dairy Cross +1000	64	76.78-132.28	106.70	158.50	106.94
Cows - All Weights	2,315	57.80-84.28	70.00	137.99	65.89
Bulls - All Weights	56	84.87-110.69	95.02	186.00	89.47

STOCKERS - Large and Medium Frame

STEERS	Volume	Price Range	Average	Top	Last Week Avg
1000+	404	183.72-207.45	197.04	211.50	202.93
900-999	236	189.53-208.93	201.12	215.50	208.92
800-899	165	177.61-202.06	192.73	210.25	200.38
700-799	307	197.63-218.98	211.76	224.50	202.35
600-699	211	188.80-228.33	212.76	242.00	218.20
500-599	198	200.31-246.93	227.78	268.00	224.71
400-499	61	206.20-250.38	224.24	290.00	229.40
-399	25	146.50-217.80	178.01	310.00	218.04

STOCKERS - Large and Medium Frame

HEIFERS	Volume	Price Range	Average	Top	Last Week Avg
+900	232	166.00-190.19	179.49	196.25	175.17
800-899	93	154.69-186.97	172.88	197.00	179.90
700-799	142	169.29-191.24	180.51	195.50	168.64
600-699	194	152.71-193.29	183.08	231.00	181.98
500-599	154	164.20-193.92	181.56	235.00	181.12
400-499	59	166.77-211.11	189.87	241.00	170.38
300-399	19	159.21-208.74	193.03	217.50	182.67
-299	3	N/T			147.13

At Kawartha Lakes Community Sale Barn: January 15, 2022 – 184 cows, 8 bulls, 49 veal, 14 stockers, 3 Fed Cattle

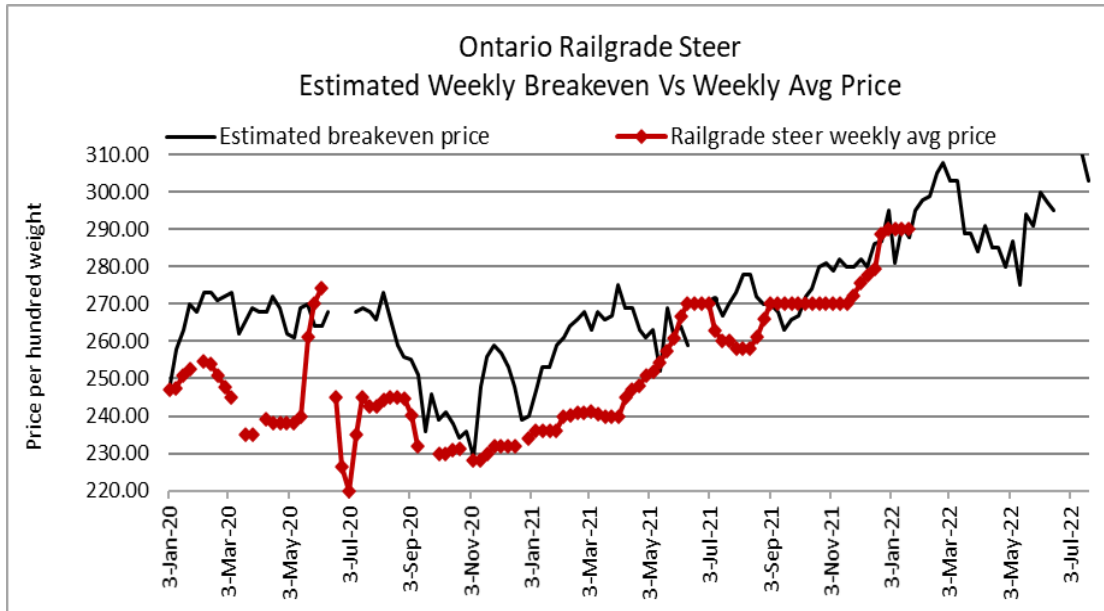
	Price Range	Avg.	Top
Cows	54.00-90.00	64.96	119.00
Bulls over 1600 lbs	87.00-116.00	91.18	116.00
Veal 600 lbs plus	123.00-143.00	129.90	143.00
Veal 125 lbs or less	70.00-150.00	105.24	265.00

Denfield Livestock Exchange Inc., January 18, 2022: 162 Fed Cattle, 3 Veal, 111 Cows, 2 bulls, 1 stocker

	Price Range	Average	Top
Large & Medium Frame Fed Steers +1250 lbs	157.50-177.50	170.41	187.50
Large & Medium Frame Fed Heifers +1000 lbs	167.00-175.00	173.13	199.00
Cows	55.00-77.00	65.66	115.00

At Aylmer Stockyards Inc.: January 19, 2022 – 12 veal, 267 Cows, 45 fed cattle, 13 stockers, 3 bulls

	Price Range	Average	Top
Fed Heifers, Dairy & Dairy Cross 1000 lbs +	68.99-131.49	108.89	131.49
Cows	48.99-93.99	72.89	137.99
Veal over 600 lbs	104.00-176.00	137.99	176.00



The information provided on this report is based on weighted averages for actual data collected. Input costs are a guideline only and will vary from producer to producer. BFO does not take any responsibility and accepts no legal liability arising from or connected to damages or losses experienced by producers when using this information. This is to be used at your own risk.

ONTARIO STOCKER & FEEDER TRADE

Stocker sale at **Brussels Livestock: January 14, 2022 – 1,113 Stockers**

Steers	Price Range	Average	Top	Heifers	Price Range	Average	Top
1000+	177.00-204.75	190.30	207.00	900+	173.00-196.25	185.08	196.25
900-999	184.25-206.75	198.22	209.00	800-899	162.50-197.00	179.85	197.00
800-899	183.25-203.50	194.17	206.00	700-799	170.00-195.50	178.10	195.50
700-799	205.00-219.00	212.67	222.00	600-699	156.00-193.00	180.38	193.00
600-699	181.00-226.00	210.85	233.00	500-599	171.00-192.50	183.07	197.00
500-599	215.00-256.00	241.73	268.00	400-499	144.00-214.00	181.77	228.00
400-499	190.00-231.00	213.77	270.00	300-399	152.50-213.00	202.92	213.00
399-	142.50-247.50	207.50	247.50				

Stocker sale at: **Renfrew Pontiac Livestock: January 18, 2021 – 44 Stockers**

Steers	Price Range	Average	Top	Heifers	Price Range	Average	Top
700-799	204.00-204.99	204.40	204.99	800-899	165.99-175.00	169.30	175.00
600-699	204.99-216.99	209.10	216.99	700-799	170.969-188.99	181.29	188.99
500-599	204.99-222.00	216.40	222.00				

Stocker sale at **Ontario Livestock Exchange, January 19, 2022 - 354** stockers

Steers	Price Range	Average	Top	Heifers	Price Range	Average	Top
1000+	199.00-211.50	204.85	211.50	900+	N/T		
900-999	202.00-215.50	210.25	215.50				

Stocker sale at **Ontario Livestock Exchange: January 20, 2022 – 215** Stockers

Steers	Price Range	Average	Top	Heifers	Price Range	Average	Top
700-799	170.00-212.50	197.48	222.50	900+	147.50-159.00	152.71	159.00
600-699	175.00-232.50	209.72	232.50	700-799	157.50-172.50	166.88	172.50
500-599	162.50-210.00	193.75	210.00	600-699	122.50-150.00	140.00	167.50
400-499	180.00-205.00	194.17	205.00	500-599	127.50-175.00	1564.04	175.00

Stocker sale at **Ontario Stockyards Inc, January 20, 2022- 740** stockers

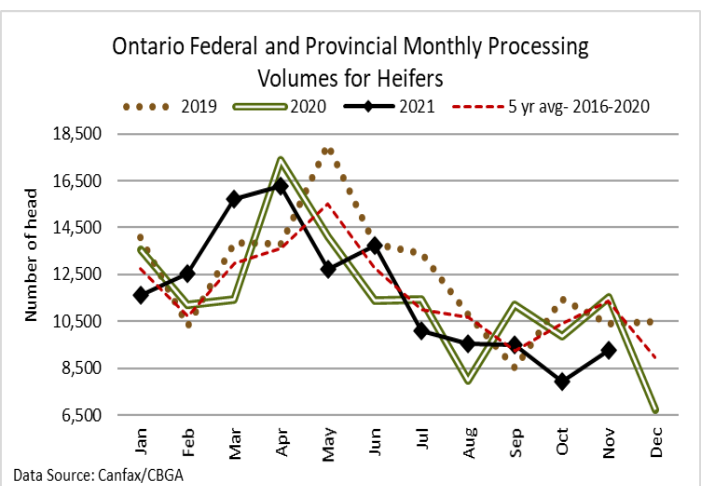
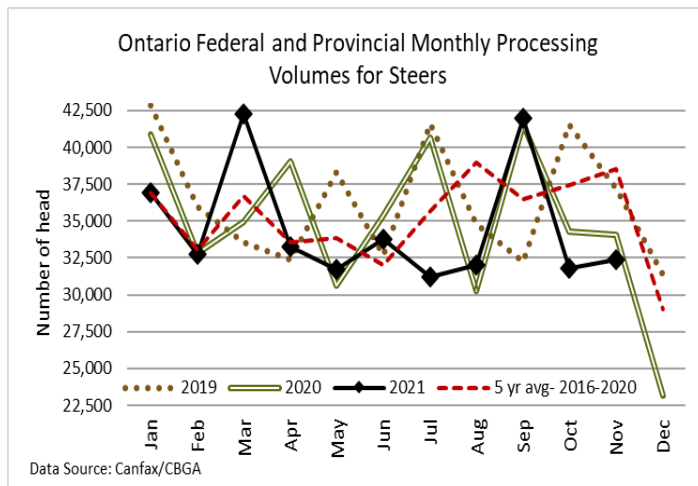
Steers	Price Range	Average	Top	Heifers	Price Range	Average	Top
1000+	120.00-199.50	183.61	199.50	900+	130.00-177.00	164.84	177.00
900-999	186.00-205.50	201.25	205.50	800-899	127.00-175.00	161.78	175.00
800-899	178.00-210.25	201.16	210.25	700-799	173.00-195.00	189.00	195.00
700-799	197.00-224.50	217.45	224.50	600-699	153.00-206.50	196.74	231.00
600-699	200.00-236.50	219.45	242.00	500-599	173.00-210.00	194.03	235.00
500-599	197.00-250.00	225.35	252.50	400-499	187.50-227.00	206.86	241.00
400-499	220.00-270.00	236.84	290.00	300-399	160.00-217.50	192.19	217.50
399-	240.00-267.50	254.69	267.50				

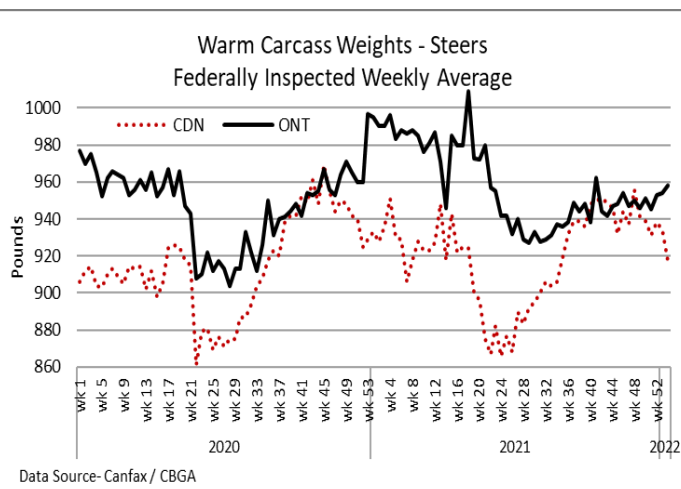
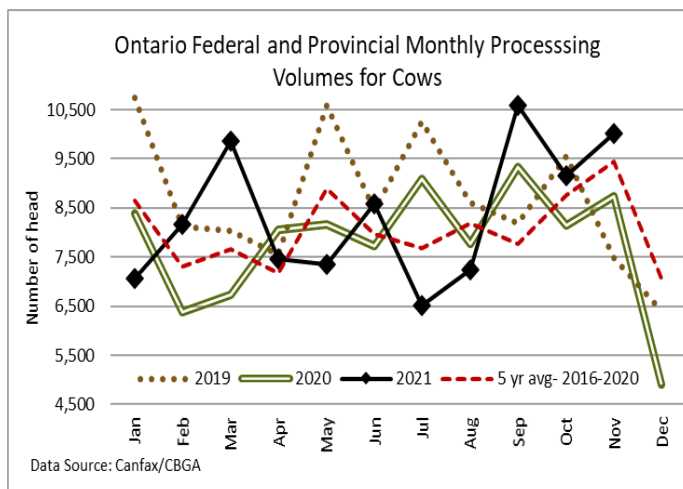
CATTLE EXPORTS-ONTARIO

	Week ending Jan 1, 2022	Week ending Dec 25, 2021	Year to Date 2021
Total live slaughter cattle exported from Ontario to the U.S.	1,665	2,156	114,502
Steers & Heifers & Cows	1,515	2,079	107,017
Bulls	150	77	7,485

FEDERALLY INSPECTED CANADIAN PROCESSING

	Week Ending Jan 16, 2022	# of hd change from week ago	YTD	% Change (Week Ago)	% Change (Year Ago)
Grand Total	55,869	-1,108	112,846	-2%	-8%
Western Slaughter	43,540	-1,000	88,080	-2%	-8%
Eastern Slaughter	12,329	-108	24,766	-1%	-9%





AVERAGE CARCASS WEIGHTS – CANADA

	Steers	Heifers
Jan 15, 2022	917	831
Jan 8, 2022	934	845
Jan 16, 2021	928	865

USDA ESTIMATED CATTLE PROCESSING VOLUME

	Week Ending Jan 24, 2022	Previous Week	Year Ago
Grand Total	636,000	618,000	662,000

QUEBEC ELECTRONIC AUCTION MARKET (F.O.B. THE FEEDLOT)

	Price	Change from Last Week
For the week ending January 20, 2022	289.00-290.00	-2.58

ALBERTA DIRECT TRADE

Alberta's direct trade: for the week ending January 20, 2022

Steers	Live FOB	N/T	Rail FOB	257.00-276.50
Heifers	Live FOB	N/T	Rail FOB	N/T

U.S. TRADE (U.S. funds)

The U.S. cash cattle trade: for the week ending January 20, 2022

Choice and Select Steers and Heifers:	Live	135.50-140.00
	Rail	217.00-218.00

U.S. BOXED BEEF CUT-OUT VALUES (U.S. funds)

	Choice 600-900	Select 600-900
Current Five Day Average	289.25	278.40

BEEF EXPORTS – CANADA

	United States	Change from last year YTD	Mexico	Change from last year YTD
	Jan 1- Nov 30/21		Jan 1- Nov 30/21	
Total	329,691 tonnes	+15% or +42,971 tonnes	21,558 tonnes	+74% or +9,170 tonnes
	Japan	Change from last year YTD	China	Change from last year YTD
	Jan 1- Nov 30/21		Jan 1- Nov 30/21	
Total	56,151 tonnes	+51% or +15,427 tonnes	19,012 tonnes	+99% or +9,477 tonnes

LIVE CATTLE – CANADA

IMPORTS			EXPORTS		
Import % change from 2020 YTD			Export % change from 2020 YTD		
Jan 1- Nov 30/21			Jan 1- Dec 11/21		
Pure bred	15,189	-	Slaughter steers & heifers & cows	429,606	-7%
Non-pure bred	372,622	+52%	Feeder cattle & calves	135,696	+20%
			Bulls	35,632	-12%

BEEF PRODUCTION – CANADA

	Jan 1 – Jan 1/22	Last Year Same Time	% Change
Fed	1,130,296 tonnes	1,065,433 tonnes	+6%
Non-fed	155,336 tonnes	140,421 tonnes	+11%

BEEF IMPORTS – CANADA

	Jan 1/21 – Jan 1/22	Last Year Same Time	% Change
United States	102,912 tonnes	111,127 tonnes	-7%
Non-CUSMA	31,178 tonnes	52,659 tonnes	-41%
EU-28 (beef/veal total)	15,061 tonnes	15,713 tonnes	-4%
Total	162,002 tonnes	191,598 tonnes	-15%

CHICAGO MERCANTILE EXCHANGE

Closing quotes on futures today were as follows:

Live Cattle			Feeder Cattle			Corn			Soybeans			Canadian \$		
Feb	137.92	-0.40	Jan	160.27	-0.90	Mar	6.162	+5.2	Mar	14.142	-11.4	Spot	79.53	-0.64
Apr	142.10	-1.07	Mar	163.30	-1.65	May	6.140	+3.2	May	14.230	-11.4	Mar	79.51	-0.64
Jun	137.30	-1.07	Apr	168.12	-1.40	Jul	6.084	+2.0	Jul	14.272	-11.4	Jun	79.46	-0.65
Aug	136.57	-0.90	May	171.92	-0.87	Sep	5.784	+2.2	Aug	14.002	-10.6	Sep	79.37	-0.65
Oct	141.35	-0.40	Aug	181.40	-0.72	Dec	5.652	+3.0	Sep	13.440	-7.4	Dec	79.28	-0.65
Dec	145.12	-0.25	Sep	182.75	-0.45	Mar	5.730	+3.0	Nov	13.162	-4.0	Mar	79.19	-0.65

Beef Farmers of Ontario, 130 Malcolm Road, Guelph, ON N1K 1B1 Phone: (519) 824-0334 Fax: (519) 824-9161 or email: markets@ontariobeef.com

ONTARIO STOCKER & FEEDER TRADE SPECIAL FALL SALES

Feb 9 10:00 am Kawartha Lakes Community Sales Barn Peterborough/Victoria Counties Sale- 90% vacc

Comments for the week ending January 20th

305 fed steers and heifers were sold through auction markets this week down 41 head from last week and 118 fewer than this time last year. Fed steers traded from \$158.59-\$176.31 averaging \$169.70 up \$0.50 from last week and \$35.49 stronger than last year at this time. Fed heifers sold from \$155.90-\$174.21 averaging \$167.37 up \$4.54 from last week on average and \$36.23 higher than year ago prices. Auction markets reported trade as active with steady to stronger prices, up \$4.00-\$5.00 early week to \$1.00-\$2.00 higher by week's end.

The Ontario railgrade market has seen light trade at \$290.00 dressed for steers and \$289.00-\$290.00 for heifers and is holding steady. Packers were purchasing for this week and out to the week of January 31st. This week's average price is \$54.00 cwt above this time last year.

The Federal processing volume in Ontario as of January 15, 2022 is 22,357 head, down 8.5% from the first two weeks in 2021 but up 2.7% from 2020. The carcass weights for steers in Ontario the week ending January 15, 2022 is 958 pounds down considerably from last year at this time at 990 lbs. Heifers reported a carcass weight of 861 pounds down from 888 at the same time last year.

Lighter receipts of 2,315 fed/cull cows sold through auction markets this week down 550 head from last week and 878 less than the same week last year. Cows ranged from \$57.80-\$84.28 averaging \$70.00 up \$4.11 from the previous week and \$17.26 above year ago prices. Auction markets reported trade as active with prices starting out steady. By Tuesday trade was strong with higher prices, up \$5.00-\$6.00 cwt. As the week progressed, trade was reported at higher prices up \$5.00-\$7.00 cwt on a lighter offering and ended the week continuing strong.

The winter storm most of Ontario experienced this week kept stockers at home. There were just 2,503 head sold through auction markets down 445 from last week and 994 less than this time last year. Auction markets reported calves as steady to barely steady for most of the week but ended the week strong. Heavier cattle were noted as steady to barely steady on the heifers with steers reported as slightly easier to barely steady. Actual average prices this week saw steers 400-500 lbs down \$5.16 from last week on average, 500-600 lbs up \$3.07, 600-700 lbs down \$5.44, 700-800 lbs up \$9.41, 800-900 lbs down \$7.65, 900-1000 lbs down \$7.80 and steers 1000 lbs and over averaged \$5.89 easier than last week's weighted average prices. Heifers from 300-400 lbs were up \$10.63, 400-500 lbs up \$19.49, 500-600 lbs up \$0.44, 600-700 lbs up \$1.10, 700-800 lbs up \$011.87, 800-900 lbs down \$7.02 and heifers 900 lbs and over averaged \$4.32 stronger than last week.

The Quebec electronic market this week ranged from \$289.00-\$290.00 dressed on a picked-up basis, down \$2.58 from the previous week's average prices.

Alberta direct trade saw a stronger week of trade with prices reported by Canfax for Wednesday from \$260.00-\$268.00, mostly \$265.00-\$268.00 delivered on a dressed basis, up \$5.00-\$6.00 cwt from the previous week. Thursday, trade was reported from \$266.00-\$278.00 delivered, up \$6.00-\$16.00 cwt from the previous week. Canfax reports that: "Most of the cattle that traded this week were being scheduled for the week of February 14th and 21st delivery. Alberta fed basis levels did strengthen this week."

The U.S. cash cattle trade for the week ending January 14th took place mainly Tuesday and Wednesday with just some clean up deals on Thursday and Friday. Business in the south ranged from \$134.00-\$137.00 live, majority from \$136.00-\$137.00 about steady to \$2.00 lower than the previous week. In the north trade ranged from \$217.00-\$220.00 dressed, most at \$218.00 down \$2.00. Overall average prices for the week, reported by the USDA Mandatory Price Report, saw live steers average \$136.61 down \$1.80 from the previous week while heifers averaged \$136.49 live down \$1.60. On the rail, steers averaged \$217.99 dressed, down \$1.99 with heifers averaging \$217.89 down \$2.10 from the previous week's weighted average prices.

This week the US cash market has been light to moderate on Tuesday and Wednesday. On Tuesday trade in the south was reported at \$135.50-\$137.00 live, mainly \$137.00 up about \$1.00 from last week's southern trade. In the north business was from \$217.00-\$218.00 dressed, majority at \$218.00 which is fully steady. Wednesday and Thursday sales continued at prices steady to Tuesday but \$1.00 stronger at \$137.00 live in the south, with the north steady at \$218.00 dressed. Asking prices are reported at \$138.00 live in the south and \$220.00 dressed in the north on the few remaining cattle but it appears the bulk of trade is completed. Cattle that sold this week are for delivery the weeks of January 31st and February 7th.