



## Weekly Market Information Report for the week ending Thursday January 27, 2022

The following information is collected from various sources and disseminated by Beef Farmers of Ontario.

### ONTARIO DIRECT TO PACKER RAILGRADE CATTLE TRADE

Prices are on a carcass weight basis before grade and weight discounts. Weekly Range:

<b>A Grade Steers</b>	290.00
<b>A Grade Heifers</b>	289.00-290.00

### ONTARIO LIVE CATTLE TRADE

Ontario auction sales this week saw weighted average price ranges for:

<b>FED CATTLE</b>	<b>Volume</b>	<b>Price Range</b>	<b>Average</b>	<b>Top</b>	<b>Last Week Avg</b>
<b>Large Frame Steers +1250</b>	62	159.98-175.11	167.33	194.00	170.88
<b>Medium Frame Steers +1250</b>	64	146.10-170.66	162.60	175.00	168.31
<b>Large &amp; Medium Frame Steers +1250</b>	126	154.14-173.96	166.91	194.00	169.71
<b>Large Frame Heifers +1000</b>	84	155.57-173.24	165.85	188.00	169.68
<b>Medium Frame Heifers +1000</b>	92	145.34-171.77	164.31	177.00	163.76
<b>Large &amp; Medium Frame Heifers +1000</b>	176	147.79-173.65	165.89	188.00	167.37
<b>Fed steers, Dairy &amp; Dairy Cross +1250</b>	48	120.89-135.43	129.13	153.00	129.55
<b>Fed heifers, Dairy &amp; Dairy Cross +1000</b>	111	90.84-125.26	108.98	144.99	106.70
<b>Cows - All Weights</b>	2,804	60.37-87.52	73.26	142.99	70.00
<b>Bulls - All Weights</b>	81	87.74-110.18	98.40	143.00	95.02

#### STOCKERS - Large and Medium Frame

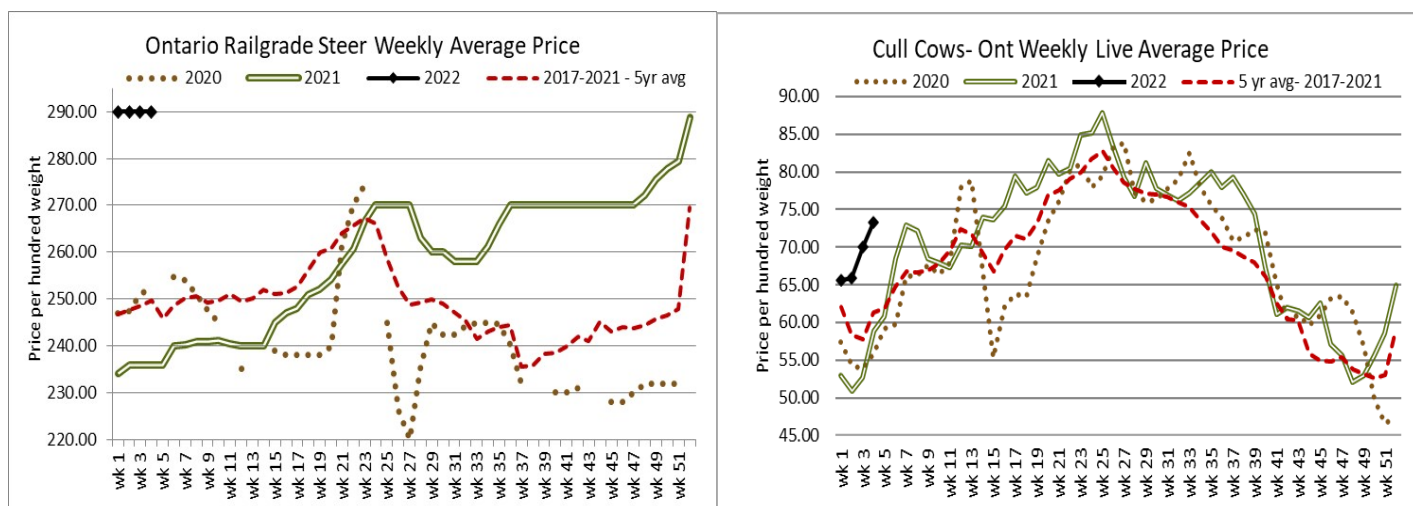
<b>STEERS</b>	<b>Volume</b>	<b>Price Range</b>	<b>Average</b>	<b>Top</b>	<b>Last Week Avg</b>
<b>1000+</b>	263	181.04-206.88	191.82	217.00	197.04
<b>900-999</b>	275	184.25-211.11	203.39	222.00	201.12
<b>800-899</b>	297	175.78-198.91	189.93	212.25	192.73
<b>700-799</b>	627	176.50-217.83	204.54	225.00	211.76
<b>600-699</b>	585	173.48-233.85	212.99	242.00	212.76
<b>500-599</b>	410	185.61-257.42	230.20	275.00	227.78
<b>400-499</b>	116	180.88-262.10	228.90	287.99	224.24
<b>-399</b>	49	132.19-223.59	180.67	310.00	178.01

#### STOCKERS - Large and Medium Frame

<b>HEIFERS</b>	<b>Volume</b>	<b>Price Range</b>	<b>Average</b>	<b>Top</b>	<b>Last Week Avg</b>
<b>+900</b>	154	161.53-185.33	174.77	194.50	179.49
<b>800-899</b>	96	138.94-181.65	172.33	199.75	172.88
<b>700-799</b>	196	146.46-182.93	171.22	192.50	180.51
<b>600-699</b>	450	152.27-195.27	179.43	207.00	183.08
<b>500-599</b>	381	140.39-208.00	183.39	222.00	181.56
<b>400-499</b>	169	138.13-203.18	171.12	237.99	189.87
<b>300-399</b>	33	121.00-155.94	141.37	180.00	193.03
<b>-299</b>	10	104.85-184.25	156.45	230.00	N/T

At **Kawartha Lakes Community Sale Barn: January 22, 2022** – 141 cows, 4 bulls, 24 veal, 32 stockers, 7 Fed Cattle

	<b>Price Range</b>	<b>Avg.</b>	<b>Top</b>
<b>Fed steers, large &amp; Medium Frame 1250 lbs +</b>	166.00-175.00	172.00	175.00
<b>Cows</b>	64.00-90.00	73.21	93.50
<b>Bulls over 1600 lbs</b>	89.00-99.50	94.12	99.50
<b>Veal 600 lbs plus</b>	124.00-150.00	130.93	150.00
<b>Veal 125 lbs or less</b>	58.82-240.00	149.30	240.00



**Denfield Livestock Exchange Inc., January 25, 2022: 99 Fed Cattle, 38 Veal, 109 Cows**

	Price Range	Average	Top
Large & Medium Frame Fed Steers +1250 lbs	170.00-180.50	175.11	194.00
Large & Medium Frame Fed Heifers +1000 lbs	163.50-177.25	170.15	188.00
Cows	55.00-80.00	70.04	100.00
Veal calves 600 lbs +	140.00-159.00	149.48	178.00

**At Aylmer Stockyards Inc.: January 26, 2022 – 37 veal, 254 Cows, 59 fed cattle, 60 stockers, 4 bulls**

	Price Range	Average	Top
Large & Medium Frame Fed Steers +1250 lbs	116.99-175.00	153.20	175.00
Large & Medium Frame Fed Heifers +1000 lbs	116.99-177.00	161.40	177.00
Fed Heifers, Dairy & Dairy Cross 1000 lbs +	69.49-144.99	115.10	144.99
Cows	51.00-105.00	76.30	142.99
Veal over 600 lbs	91.00-157.00	132.60	157.00

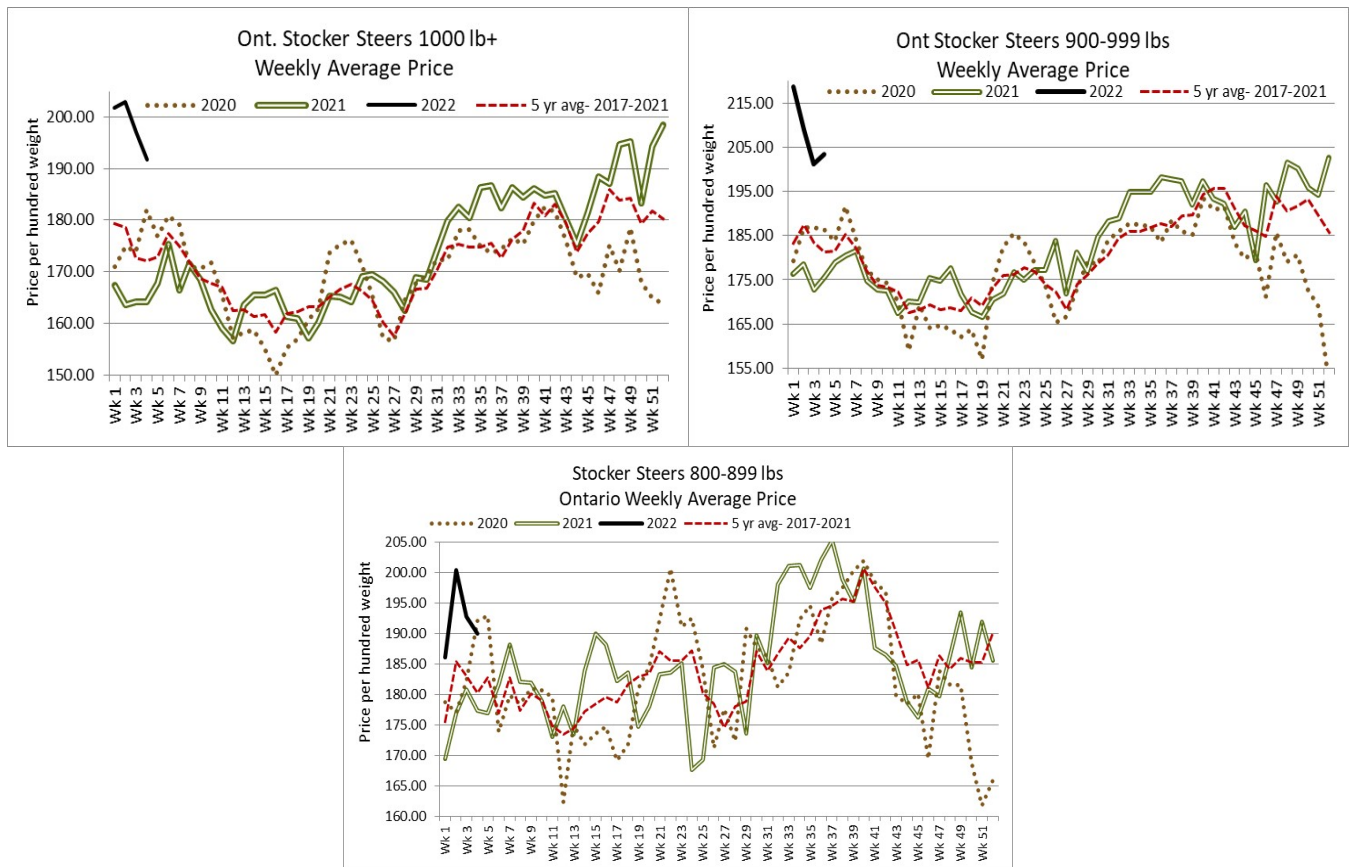
### ONTARIO STOCKER & FEEDER TRADE

Stocker sale at **Brussels Livestock: January 21, 2022 – 465 Stockers**

Steers	Price Range	Average	Top	Heifers	Price Range	Average	Top
1000+	175.50-201.75	189.98	203.75	900+	172.50-191.00	182.62	194.50
900-999	178.00-206.75	199.48	206.75	800-899	182.00-199.75	196.88	199.75
800-899	187.00-201.50	195.82	201.50	600-699	138.00-185.00	164.82	203.00
700-799	191.00-210.75	203.57	210.75	500-599	105.00-210.00	161.35	210.00
600-699	150.00-232.00	202.18	232.00	400-499	160.00-182.50	174.12	207.00
500-599	210.00-257.00	230.73	257.00				
400-499	170.00-242.50	220.50	242.50				

Stocker sale at: **Community Livestock Exchange: January 25, 2022 – 149 Stockers**

Steers	Price Range	Average	Top	Heifers	Price Range	Average	Top
700-799	132.00-192.50	176.89	192.50	700-799	148.99-173.99	157.69	173.99
600-699	126.00-225.00	200.09	225.00	600-699	88.00-160.00	142.99	160.00
500-599	147.50-243.00	212.19	243.00	500-599	127.49-180.00	160.49	180.00
400-499	144.99-267.49	212.40	267.49	400-499	117.99-180.00	146.99	180.00



Stocker sale at: **Keady Livestock Market: January 25, 2022 – 365 Stockers**

Steers	Price Range	Average	Top	Heifers	Price Range	Average	Top
900-999	195.50-207.50	201.84	207.50	700-799	169.00-182.00	178.45	182.00
800-899	200.50-212.25	208.73	212.25	600-699	179.00-193.50	186.04	203.00
700-799	206.00-219.00	212.22	219.00	500-599	179.00-201.00	194.08	201.00
600-699	216.00-220.00	216.92	242.00	400-499	150.00-202.50	177.11	210.00
500-599	217.00-248.00	239.50	248.00				
400-499	195.00-245.00	212.50	245.00				

Stocker sale at: **Renfrew Pontiac Livestock: January 25, 2021 – 448 Stockers**

Steers	Price Range	Average	Top	Heifers	Price Range	Average	Top
800-899	144.99-200.00	178.09	200.00	800-899	150.00-154.00	151.60	154.00
700-799	150.00-210.99	189.90	210.99	700-799	117.50-177.00	160.09	177.00
600-699	160.00-235.00	203.79	235.00	600-699	152.00-200.00	177.20	200.00
500-599	150.00-256.99	227.78	256.99	500-599	161.00-204.00	186.89	204.00
400-499	207.50-287.99	258.09	287.99	400-499	152.49-214.99	184.89	214.99
399-	200.99-227.49	215.30	227.49				

Stocker sale at **Ontario Livestock Exchange, January 26, 2022 - 279 stockers**

Steers	Price Range	Average	Top	Heifers	Price Range	Average	Top
1000+	189.00-217.00	199.79	217.00	900+	N/T		
900-999	204.00-222.00	215.16	222.00				

Stocker sale at **Vankleek Hill Livestock Exchange, January 26, 2022 - 171 stockers**

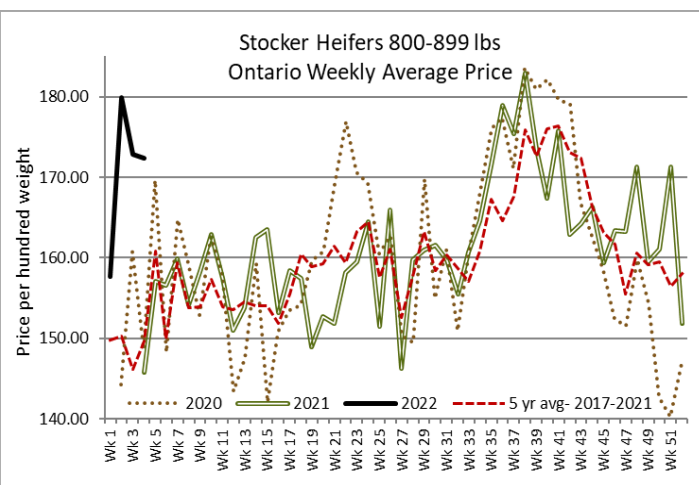
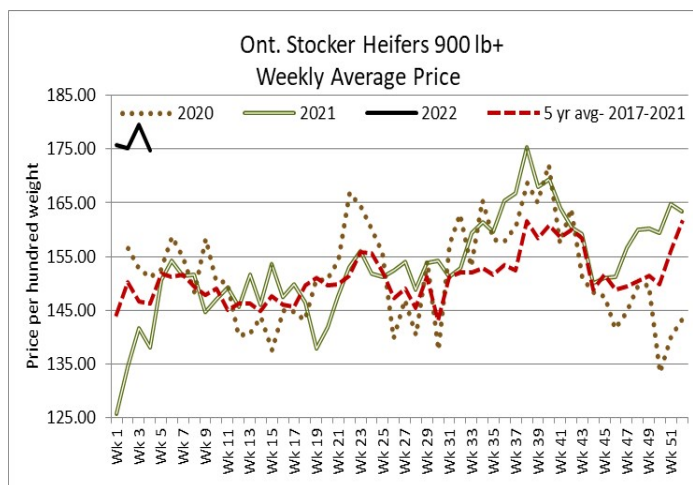
Steers	Price Range	Average	Top	Heifers	Price Range	Average	Top
800-899	154.00-195.00	177.93	195.00	700-799	152.00-186.00	169.59	186.00
700-799	178.00-201.00	189.18	201.00	600-699	174.00-196.00	182.08	196.00
600-699	188.00-233.00	210.12	233.00	500-599	168.00-202.00	187.09	202.00
500-599	220.00-242.00	223.93	242.00				
400-499	162.00-254.00	229.18	254.00				

Stocker sale at **Ontario Livestock Exchange: January 27, 2022 – 320** Stockers

Steers	Price Range	Average	Top	Heifers	Price Range	Average	Top
1000+	163.00-184.00	165.70	184.00	900+	156.00-169.00	162.82	169.00
900-999	183.00-203.00	192.86	203.00	600-699	137.50-195.00	177.95	195.00
800-899	150.00-197.00	170.27	197.00	500-599	100.00-165.00	142.00	195.00
700-799	192.50-218.00	209.03	218.00				
600-699	197.50-222.50	212.77	225.00				
500-599	152.50-210.00	179.04	222.50				
400-499	165.00-230.00	196.43	230.00				
399-	155.00-195.00	174.17	195.00				

Stocker sale at **Ontario Stockyards Inc, January 27, 2022- 864** stockers

Steers	Price Range	Average	Top	Heifers	Price Range	Average	Top
1000+	98.00-141.00	117.14	167.50	900+	140.00-185.00	164.00	185.00
900-999	151.00-204.00	191.36	204.00	800-899	153.00-182.00	164.00	182.00
800-899	185.00-208.00	194.80	208.00	700-799	150.00-189.50	174.34	192.50
700-799	185.00-224.75	207.28	224.75	600-699	165.00-200.00	184.36	207.00
600-699	197.50-241.00	218.00	242.00	500-599	164.00-214.00	194.87	214.00
500-599	218.00-275.00	248.05	275.00	400-499	127.50-197.50	164.074	221.00
400-499	220.00-287.00	260.47	287.00	300-399	115.00-180.00	155.71	180.00
399-	142.50-265.00	221.50	290.00				



**ONTARIO STOCKER & FEEDER TRADE SPECIAL STOCKER SALE**

Stocker sale at **Community Livestock Exchange: January 21, 2022 – 942** Stockers

Steers	Price Range	Average	Top	Heifers	Price Range	Average	Top
1000+	183.49-190.99	186.89	190.99	900+	118.99-185.00	164.10	185.00
900-999	114.99-198.99	188.79	198.99	800-899	120.99-187.00	179.60	189.00
800-899	169.99-204.00	195.99	204.00	700-799	152.49-190.99	181.69	190.99
700-799	157.49-225.00	211.50	225.00	600-699	139.99-197.99	181.89	197.99
600-699	155.00-237.00	220.19	237.00	500-599	119.99-222.00	187.70	222.00
500-599	160.00-264.00	231.40	264.00	400-499	131.00-237.99	179.60	237.99
400-499	200.00-277.99	251.60	277.99				

Quinte Cattlemen's All Vaccinated Stocker Sale- There was a very strong offering of 942 cattle consisting of 551 steers and 391 heifers. Demand was strong and sustained with steer prices above Ontario averages through to 8-weights, but below for 9 and 10-weights while heifer prices mirrored Ontario averages generally. There were 28 purchasing buyers and 56 consignors.

### CATTLE EXPORTS-ONTARIO

Week ending Jan 8, 2022

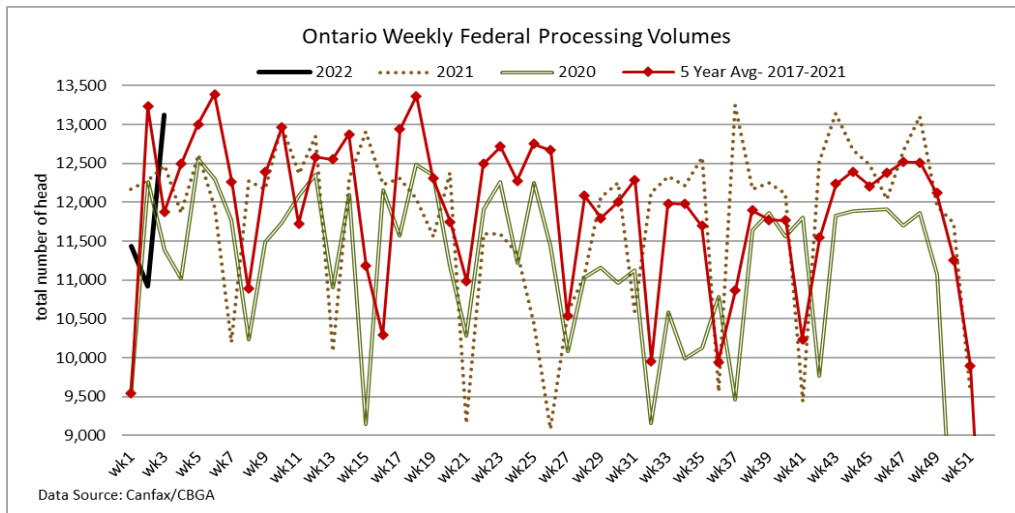
Week ending Jan 1, 2022

Year to Date  
2022

Total live slaughter cattle exported from Ontario to the U.S.	2,076	1,665	2,076
Steers & Heifers & Cows	2,019	1,515	2,019
Bulls	57	150	57

### FEDERALLY INSPECTED CANADIAN PROCESSING

	Week Ending Jan 22, 2022	# of hd change from week ago	YTD	% Change (Week Ago)	% Change (Year Ago)
Grand Total	64,305	+8,436	177,151	+15%	-7%
Western Slaughter	49,747	+6,207	137,827	+14%	-8%
Eastern Slaughter	14,558	+2,229	39,324	+18%	-4%



### AVERAGE CARCASS WEIGHTS – CANADA

	Steers	Heifers
Jan 22, 2022	933	835
Jan 15, 2022	917	831
Jan 23, 2021	936	853

### USDA ESTIMATED CATTLE PROCESSING VOLUME

	Week Ending Jan 24, 2022	Previous Week	Year Ago
Grand Total	643,000	636,000	656,000

### QUEBEC ELECTRONIC AUCTION MARKET (F.O.B. THE FEEDLOT)

	Price	Change from Last Week
For the week ending January 27, 2022	289.50	-0.17

### ALBERTA DIRECT TRADE

Alberta's direct trade: for the week ending January 27, 2022

Steers	Live FOB	159.00-161.00	Rail FOB	266.50-274.50
Heifers	Live FOB	160.00	Rail FOB	262.00-274.00

### U.S. TRADE (U.S. funds)

The U.S. cash cattle trade: for the week ending January 27, 2022

Choice and Select Steers and Heifers:	Live	135.50-139.00
	Rail	217.00-218.00



## U.S. BOXED BEEF CUT-OUT VALUES (U.S. funds)

	Choice 600-900	Select 600-900
Current Five Day Average	291.37	281.85

### BEEF EXPORTS – CANADA

	United States	Change from last year YTD	Mexico	Change from last year YTD
	Jan 1- Nov 30/21		Jan 1- Nov 30/21	
Total	329,691 tonnes	+15% or +42,971 tonnes	21,558 tonnes	+74% or +9,170 tonnes
	Japan	Change from last year YTD	China	Change from last year YTD
	Jan 1- Nov 30/21		Jan 1- Nov 30/21	
Total	56,151 tonnes	+51% or +15,427 tonnes	19,012 tonnes	+99% or +9,477 tonnes

### LIVE CATTLE – CANADA

IMPORTS		Import % change from 2020 YTD	EXPORTS		Export % change from 2021 YTD
Jan 1- Nov 30/21			Jan 1- Jan 8/22		
Pure bred	15,189	-	Slaughter steers & heifers & cows	11,163	+29%
Non-pure bred	372,622	+52%	Feeder cattle & calves	1,766	+77%
			Bulls	144	-69%

### BEEF PRODUCTION – CANADA

	Jan 1 – Jan 15/22	Last Year Same Time	% Change
Fed	37,552 tonnes	42,773 tonnes	-12%
Non-fed	6,523 tonnes	6,016 tonnes	+8%

### BEEF IMPORTS – CANADA

	Jan 1/22 – Jan 15/22	Last Year Same Time	% Change
United States	3,395 tonnes	4,504 tonnes	-25%
Non-CUSMA	662 tonnes	2,871 tonnes	-77%
EU-28 (beef/veal total)	573 tonnes	617 tonnes	-7%
Total	5,040 tonnes	8,382 tonnes	-40%

### CHICAGO MERCANTILE EXCHANGE

Closing quotes on futures today were as follows:

Live Cattle	Feeder Cattle	Corn	Soybeans	Canadian \$
Feb 138.70 +0.87	Mar 159.62 +0.12	Mar 6.360 +10.6	Mar 14.700 +21.6	Spot 78.21 -0.25
Apr 143.10 +1.47	Apr 165.30 +0.20	May 6.332 +10.2	May 14.752 +21.2	Mar 78.20 -0.25
Jun 138.00 +1.30	May 169.92 +0.60	Jul 6.262 +10.2	Jul 14.734 +20.0	Jun 78.17 -0.26
Aug 136.92 +1.02	Aug 180.10 +0.87	Sep 5.842 +5.0	Aug 14.434 +16.2	Sep 78.11 -0.26
Oct 141.60 +1.00	Sep 182.05 +1.12	Dec 5.694 +2.6	Sep 13.844 +14.6	Dec 78.05 -0.25
Dec 145.22 +0.62	Oct 183.00 +1.10	Mar 5.70 +2.6	Nov 13.514 +13.4	Mar 77.99 -0.24

Beef Farmers of Ontario, 130 Malcolm Road, Guelph, ON N1K 1B1 Phone: (519) 824-0334 Fax: (519) 824-9161 or email: [markets@ontariobeef.com](mailto:markets@ontariobeef.com)

### ONTARIO STOCKER & FEEDER TRADE SPECIAL FALL SALES

Jan 29 11:00 am	Denfield Livestock Exchange	Special Stocker Sale
Feb 4 5:00 pm	Keady Livestock Market	Bred Cow & Heifer Sale
Feb 5 12:00 noon	Ontario Stockyards Inc	Bred Cow Sale
Feb 9 10:00 am	Kawartha Lakes Community Sales Barn	Peterborough/Victoria Counties Sale- 90% vacc
Feb 17 11:00 am	Ontario Stockyards Inc	All Vaccinated Stocker Sale (in regular sale)

## **Comments for the week ending January 27<sup>th</sup>**

Fully steady receipts of 302 fed steers and heifers sold through auction markets this week but there were 99 fewer than the same time last year. Fed steers ranged from \$154.14-\$173.96 averaging \$166.91 down \$2.79 from last week but \$32.75 stronger than year ago prices. Fed heifers traded from \$147.79-\$173.65 averaging \$165.89 down \$1.48 from last week and \$29.01 above year ago prices. Auction markets reported trade steady right across the board, with quality considered.

The Ontario railgrade market has seen light trade continue steady at \$290.00 dressed for steers and \$289.00-\$290.00 for heifers with delivery the weeks of February 7<sup>th</sup> to 14<sup>th</sup>. This week's average price remains \$54.00 cwt above the same time last year. Ontario federal processing volumes the week ending Jan 22nd was at 13,128 head, up 2,209 from the week before and 1,690 more than the week prior.

The Boxed Beef Report by Kevin Grier reports Canadian Buyer activity this week as: "Demand in Canada remains lighter than grocers would like. Normal turn business is okay but there is little evidence of need to top up. Retail features have been greatly reduced and what is featured is at unattractive price points. There has been some uptick in foodservice buying as partial opening is happening. There has been some unusual tender purchases for Valentine ads. This may be due to last minute changes on price or items. Distributors in Canada are waiting for increased production in a typically slow February to take the toll on prices."

Larger receipts of cows this week saw stronger prices with 2,804 fed/cull cows sold through auctions, up 489 from last week but 90 fewer than the same time last year. Cows sold from \$60.37-\$87.52 averaging \$73.26 up \$3.26 from last week and \$14.39 stronger than year ago prices. There were 227 more beef cows sold this week which is 16% of the volume sold compared to 9.8% the previous week. Beef cows averaged \$78.99 while dairy breeds averaged \$70.91 cwt this week. Auction markets all reported active trading at stronger prices with increases up to \$5.00 cwt.

There were 4,111 stocker and feeder cattle sold through auction markets this week up 1,608 from last week's light volumes, and 200 more than the same time last year. Auction markets reported calves as active at strong prices to start but as the week progressed, trade was steady with good demand on the good quality calves. By weeks end the light calves were reported at a premium. Yearlings started out steady to strong on steers under 800 lbs with steers over 900 lbs trading easier and heifers selling steady to fully steady. As the week progressed heavier cattle were up \$2.00-\$3.00 cwt and by mid-week prices were reported as fully steady to stronger. Actual average prices saw steers 400-500 lbs up \$4.66 cwt, 500-600 lbs up \$2.42, 600-700 lbs up \$0.23. 700-800 lbs down \$7.22, 800-900 lbs down \$2.80, 900-1000 lbs up \$2.27 and steers 1000 lbs plus averaged \$5.22 easier than last week's weighted average prices. Heifers from 400-500 lbs were down \$18.75 on average, 500-600 lbs up \$1.83, 600-700 lbs down \$3.65, 700-800 lbs down \$9.29, 800-900 lbs down \$0.55 and heifers 900 lbs and over averaged \$4.72 below last week's weighted average prices.

The Quebec electronic market this week sold at \$289.50 dressed on a picked-up basis, down \$0.17 from the previous week's average prices.

Alberta direct trade was light to moderate this week with prices ranging from \$265.00-\$276.00 delivered on a dressed basis reports Canfax, compared to \$260.00-\$278.00 last week. On a picked up basis dressed cattle averaged around \$2.00 stronger than last week. Canfax reports that cattle that sold this week are for delivery the weeks of February 21st and 28th.

The U.S. cash cattle trade for the week ending January 21<sup>st</sup> saw live prices in the south from \$135.50-\$138.00, mainly \$137.00 up \$1.00 from the previous week's southern deals. In the north cattle sold from \$217.00-\$218.00 dressed, most \$218.00 with some live trade from \$137.00-\$140.00 which is fully steady to the week before. Overall prices reported by the USDA Mandatory Price report saw live steers average \$137.50 up \$0.89 and heifers, \$137.12 up \$0.63. On the rail steers averaged \$217.92 down \$0.07 with heifers averaging \$217.99 fully steady.

This week the US cash market saw a couple of deals on Monday at \$136.00 live, but on Tuesday trade was light in most feeding states with prices ranging from \$135.00-\$139.00 live, mainly \$137.00 and \$217.00-\$218.00 dressed, most at \$218.00 which is fully steady to last week's trade. On Wednesday, light trade continued with business in the south from \$136.00-\$138.00 live, mainly \$136.00-\$137.00 which is steady to \$1.00 easier. In the north trade was reported at \$218.00 dressed, fully steady to last week. Some scattered trade on Thursday was steady to early week trade but for the most part it appears that business for the week is concluded.