



## Weekly Market Information Report for the week ending Thursday February 10, 2022

The following information is collected from various sources and disseminated by Beef Farmers of Ontario.

### ONTARIO DIRECT TO PACKER RAILGRADE CATTLE TRADE

Prices are on a carcass weight basis before grade and weight discounts. Weekly Range:

|                 |               |
|-----------------|---------------|
| A Grade Steers  | 290.00        |
| A Grade Heifers | 289.00-290.00 |

### ONTARIO LIVE CATTLE TRADE`

Ontario auction sales this week saw weighted average price ranges for:

| FED CATTLE                             | Volume | Price Range   | Average | Top    | Last Week Avg |
|--|--------|---------------|---------|--------|---------------|
| Large Frame Steers +1250               | 54     | 162.09-178.47 | 172.89  | 186.00 | 173.60        |
| Medium Frame Steers +1250              | 90     | 157.42-172.50 | 165.92  | 186.25 | 172.04        |
| Large & Medium Frame Steers +1250      | 144    | 159.78-175.52 | 169.26  | 186.25 | 171.93        |
| Large Frame Heifers +1000              | 90     | 168.77-174.01 | 171.57  | 181.00 | 165.93        |
| Medium Frame Heifers +1000             | 155    | 164.57-173.47 | 170.04  | 178.75 | 165.02        |
| Large & Medium Frame Heifers +1000     | 245    | 165.80-173.79 | 170.60  | 181.00 | 164.33        |
| Fed steers, Dairy & Dairy Cross +1250  | 40     | 119.66-140.14 | 129.55  | 144.00 | 133.53        |
| Fed heifers, Dairy & Dairy Cross +1000 | 108    | 101.45-133.44 | 115.79  | 142.00 | 107.62        |
| Cows - All Weights                     | 2,872  | 66.91-96.47   | 80.24   | 157.50 | 74.46         |
| Bulls - All Weights                    | 111    | 95.52-123.16  | 109.06  | 151.00 | 99.17         |

### STOCKERS - Large and Medium Frame

| STEERS  | Volume | Price Range   | Average | Top    | Last Week Avg |
|---------|--------|---------------|---------|--------|---------------|
| 1000+   | 510    | 185.95-204.70 | 195.08  | 212.50 | 200.19        |
| 900-999 | 363    | 193.13-211.04 | 204.86  | 215.50 | 204.91        |
| 800-899 | 217    | 168.84-203.42 | 190.61  | 217.50 | 193.52        |
| 700-799 | 303    | 174.88-214.05 | 198.26  | 226.50 | 195.90        |
| 600-699 | 381    | 195.81-235.07 | 215.43  | 255.00 | 209.43        |
| 500-599 | 278    | 191.94-247.35 | 224.41  | 261.00 | 211.96        |
| 400-499 | 102    | 207.45-252.89 | 230.92  | 276.00 | 199.09        |
| -399    | 38     | 165.72-234.72 | 203.67  | 275.00 | 185.90        |

### STOCKERS - Large and Medium Frame

| HEIFERS | Volume | Price Range   | Average | Top    | Last Week Avg |
|---------|--------|---------------|---------|--------|---------------|
| +900    | 138    | 159.16-178.26 | 168.23  | 196.25 | 158.10        |
| 800-899 | 102    | 150.13-183.96 | 170.40  | 214.00 | 176.61        |
| 700-799 | 204    | 149.65-186.44 | 173.17  | 207.00 | 161.72        |
| 600-699 | 368    | 162.03-201.85 | 184.01  | 215.00 | 179.75        |
| 500-599 | 322    | 168.40-213.16 | 193.33  | 234.00 | 185.65        |
| 400-499 | 130    | 172.17-210.10 | 190.20  | 227.00 | 187.33        |
| 300-399 | 33     | 183.18-200.65 | 194.76  | 227.00 | 172.86        |
| -299    | 3      | N/T           | N/T     | N/T    | 122.31        |

At Kawartha Lakes Community Sale Barn: February 5, 2022 – 206 cows, 3 bulls, 15 veal, 13 stockers, 5 Fed Cattle

|                      | Price Range  | Avg.   | Top    |
|----------------------|--------------|--------|--------|
| Cows                 | 74.00-102.00 | 84.78  | 116.00 |
| Bulls over 1600 lbs  | 84.00-120.00 | 105.26 | 120.00 |
| Veal 125 lbs or less | 60.00-285.00 | 133.37 | 285.00 |

**Denfield Livestock Exchange Inc., February 8, 2022: 207 Fed Cattle, 19 Veal, 89 Cows, 5 stockers, 3 bulls**

|  | Price Range   | Average | Top    |
|--|---------------|---------|--------|
| Large & Medium Frame Fed Steers +1250 lbs  | 167.75-179.25 | 173.78  | 186.25 |
| Large & Medium Frame Fed Heifers +1000 lbs | 172.25-176.75 | 174.76  | 178.75 |
| Cows                                       | 70.00-96.50   | 82.69   | 116.00 |
| Veal calves 600 lbs +                      | 137.00-156.00 | 149.71  | 156.00 |

**At Aylmer Stockyards Inc.: February 2, 2022 – 42 veal, 251 Cows, 32 fed cattle, 4 stockers, 3 bulls**

|   | Price Range   | Average | Top    |
|---|---------------|---------|--------|
| Fed Heifers, Dairy & Dairy Cross 1000 lbs + | 108.00-135.49 | 124.50  | 135.49 |
| Cows  | 51.00-107.00  | 80.80   | 117.99 |
| Veal over 600 lbs                           | 100.00-178.00 | 142.30  | 178.00 |

**ONTARIO STOCKER & FEEDER TRADE**

**Stocker sale at Brussels Livestock: February 4, 2022 – 471 Stockers**

| Steers  | Price Range   | Average | Top    | Heifers | Price Range   | Average | Top    |
|---------|---------------|---------|--------|---------|---------------|---------|--------|
| 1000+   | 179.00-209.50 | 199.04  | 209.50 | 900+    | 173.00-189.25 | 180.22  | 196.25 |
| 900-999 | 197.00-215.00 | 212.06  | 215.00 | 800-899 | 172.00-199.25 | 187.30  | 214.00 |
| 800-899 | 201.00-217.50 | 213.84  | 217.50 | 700-799 | 180.00-207.00 | 199.60  | 207.00 |
| 700-799 | 197.40-226.50 | 217.00  | 226.50 | 600-699 | 189.00-201.50 | 195.57  | 201.50 |
| 600-699 | 211.00-217.00 | 214.94  | 235.00 | 500-599 | 180.00-190.00 | 186.67  | 190.00 |
| 500-599 | 222.00-238.00 | 235.14  | 238.00 | 400-499 | 184.00-211.00 | 199.40  | 211.00 |

**Stocker sale at: Community Livestock Exchange: February 8, 2022 – 94 Stockers**

| Steers  | Price Range   | Average | Top    | Heifers | Price Range   | Average | Top    |
|---------|---------------|---------|--------|---------|---------------|---------|--------|
| 700-799 | 100.00-194.99 | 157.09  | 194.99 | 600-699 | 163.99-184.00 | 175.60  | 184.00 |
| 600-699 | 153.00-222.00 | 204.70  | 222.00 | 500-599 | 127.00-189.99 | 162.50  | 189.99 |
| 500-599 | 161.00-225.00 | 189.10  | 225.00 |         |               |         |        |
| 400-499 | 229.99-262.50 | 241.29  | 262.50 |         |               |         |        |

**Stocker sale at: Keady Livestock Market: February 8, 2022 – 616 Stockers**

| Steers  | Price Range   | Average | Top    | Heifers | Price Range   | Average | Top    |
|---------|---------------|---------|--------|---------|---------------|---------|--------|
| 1000+   | 199.00-207.00 | 202.52  | 207.00 | 900+    | 160.00-171.00 | 168.29  | 171.00 |
| 900-999 | 194.00-210.25 | 204.34  | 210.25 | 700-799 | 182.00-187.50 | 184.75  | 187.50 |
| 800-899 | 180.00-195.00 | 187.50  | 195.00 | 600-699 | 187.00-208.00 | 198.75  | 208.00 |
| 700-799 | 216.00-217.50 | 216.84  | 217.50 | 500-599 | 208.00-234.00 | 221.79  | 234.00 |
| 600-699 | 229.50-243.50 | 237.77  | 243.50 | 400-499 | 211.00-227.00 | 218.80  | 227.00 |
| 500-599 | 229.00-251.50 | 245.57  | 251.50 |         |               |         |        |
| 400-499 | 241.00-247.50 | 243.05  | 247.50 |         |               |         |        |

*The next regular sale is scheduled for Tuesday February 22<sup>nd</sup> at 10:00 am and every other Tuesday until April!*

**Stocker sale at: Renfrew Pontiac Livestock: February 8, 2021 – 185 Stockers**

| Steers  | Price Range   | Average | Top    | Heifers | Price Range   | Average | Top    |
|---------|---------------|---------|--------|---------|---------------|---------|--------|
| 800-899 | 125.00-202.00 | 183.20  | 202.00 | 700-799 | 133.00-183.00 | 165.39  | 183.00 |
| 700-799 | 150.00-212.00 | 183.29  | 212.00 | 600-699 | 112.00-200.99 | 176.69  | 200.99 |
| 600-699 | 178.00-237.99 | 212.40  | 237.99 | 500-599 | 132.49-208.99 | 182.00  | 208.99 |
| 500-599 | 140.99-260.99 | 229.09  | 260.99 | 400-499 | 138.99-214.00 | 177.00  | 214.00 |
| 400-499 | 164.99-262.50 | 203.79  | 262.50 |         |               |         |        |
| 399-    | 144.99-260.00 | 202.09  | 260.00 |         |               |         |        |

**Stocker sale at Ontario Livestock Exchange, February 9, 2022 - 363 stockers**

| Steers  | Price Range   | Average | Top    | Heifers | Price Range | Average | Top |
|---------|---------------|---------|--------|---------|-------------|---------|-----|
| 1000+   | 195.50-212.50 | 202.48  | 212.50 | 900+    | N/T         |         |     |
| 900-999 | 202.00-215.50 | 210.55  | 215.50 |         |             |         |     |
| 800-899 | 207.00-216.00 | 214.88  | 216.00 |         |             |         |     |

Stocker sale at **Ontario Livestock Exchange: February 10, 2022 – 340** Stockers

| <b>Steers</b>  | <b>Price Range</b> | <b>Average</b> | <b>Top</b> | <b>Heifers</b> | <b>Price Range</b> | <b>Average</b> | <b>Top</b> |
|----------------|--------------------|----------------|------------|----------------|--------------------|----------------|------------|
| <b>1000+</b>   | 140.00-183.00      | 167.96         | 183.00     | <b>900+</b>    | 142.50-169.00      | 154.36         | 169.00     |
| <b>900-999</b> | 175.00-198.00      | 192.79         | 198.00     | <b>800-899</b> | 142.00-180.00      | 166.21         | 180.00     |
| <b>800-899</b> | 162.50-192.50      | 180.53         | 205.00     | <b>700-799</b> | 157.50-175.00      | 166.64         | 190.00     |
| <b>700-799</b> | 175.00-222.00      | 205.98         | 222.00     | <b>600-699</b> | 152.50-215.00      | 182.24         | 215.00     |
| <b>600-699</b> | 152.50-210.00      | 179.29         | 216.00     | <b>500-599</b> | 137.50-211.00      | 182.80         | 211.00     |
| <b>500-599</b> | 190.00-242.50      | 218.21         | 242.50     |                |                    |                |            |

Stocker sale at **Ontario Stockyards Inc, February 10, 2022- 811** stockers

| <b>Steers</b>  | <b>Price Range</b> | <b>Average</b> | <b>Top</b> | <b>Heifers</b> | <b>Price Range</b> | <b>Average</b> | <b>Top</b> |
|----------------|--------------------|----------------|------------|----------------|--------------------|----------------|------------|
| <b>1000+</b>   | 90.00-167.50       | 123.61         | 179.00     | <b>900+</b>    | 100.00-169.00      | 139.20         | 169.00     |
| <b>900-999</b> | 141.50-187.00      | 154.41         | 202.00     | <b>800-899</b> | 120.00-178.00      | 154.08         | 181.00     |
| <b>800-899</b> | 182.00-217.50      | 202.14         | 217.50     | <b>700-799</b> | 155.00-194.00      | 177.63         | 194.00     |
| <b>700-799</b> | 183.00-214.50      | 203.04         | 214.50     | <b>600-699</b> | 170.00-204.00      | 186.37         | 204.50     |
| <b>600-699</b> | 203.00-240.00      | 219.14         | 255.00     | <b>500-599</b> | 165.00-211.00      | 192.70         | 218.00     |
| <b>500-599</b> | 190.00-255.00      | 225.88         | 261.00     | <b>400-499</b> | 175.00-212.00      | 189.79         | 220.00     |
| <b>400-499</b> | 189.00-258.00      | 223.28         | 271.00     | <b>300-399</b> | 120.00-205.00      | 176.67         | 205.00     |
| <b>399-</b>    | 140.00-275.00      | 215.28         | 275.00     |                |                    |                |            |

### **ONTARIO BRED COW SALES**

**Keady Livestock Market, February 4, 2022- 172** Bred cows, **5** Cow calf pairs (prices are per head & per pair)

|                                   | <b>Exotic and Exotic X</b> | <b>British and British X</b> |
|-----------------------------------|----------------------------|------------------------------|
| <b>Top quality bred Heifers</b>   | \$2100-\$2550              | \$1500-\$1800                |
| <b>Avg quality bred cows</b>      | \$1300-\$1600              | \$1300-\$1600                |
| <b>Top quality cow/calf pairs</b> | N/T                        | N/T                          |
| <b>Avg quality cow/calf pairs</b> | N/T                        | Up to \$2100                 |

Good quality bred females sold on good interest.

**Ontario Stockyards Inc, February 5, 2022- 172** Bred cows, **18** Cow calf pairs (prices are per head & per pair)

|                                   | <b>Exotic and Exotic X</b> | <b>British and British X</b> |
|-----------------------------------|----------------------------|------------------------------|
| <b>Top quality bred cows</b>      | \$1700-\$2425              | \$1600-\$2100                |
| <b>Avg quality bred cows</b>      | \$1300-\$1650              | \$1300-\$900                 |
| <b>Top quality cow/calf pairs</b> | \$2300-\$2775              | N/T                          |
| <b>Avg quality cow/calf pairs</b> | \$1500-\$2200              | N/T                          |

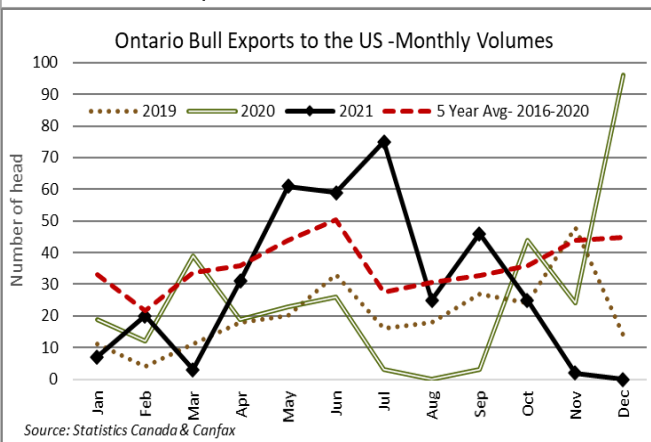
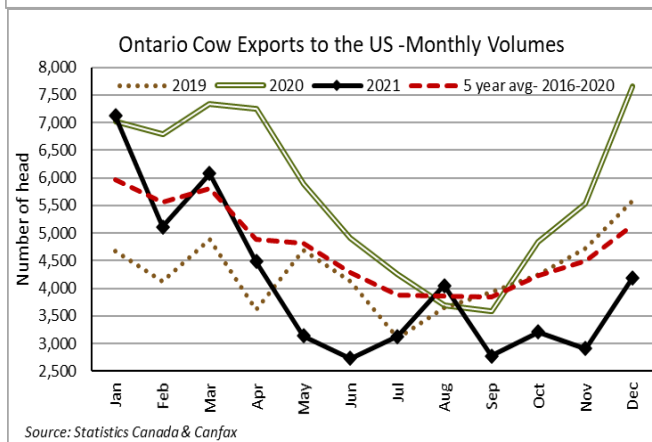
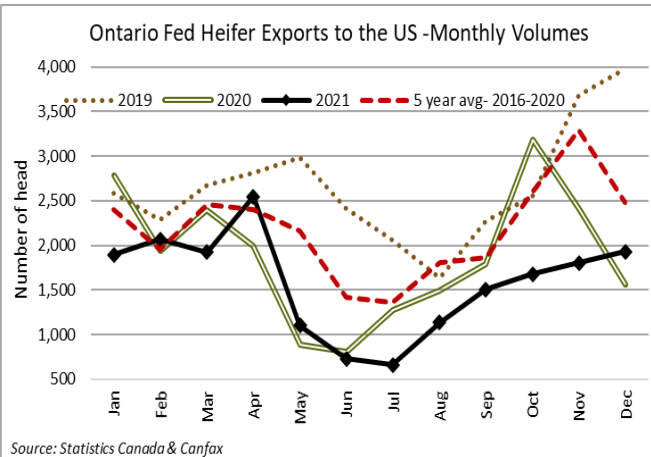
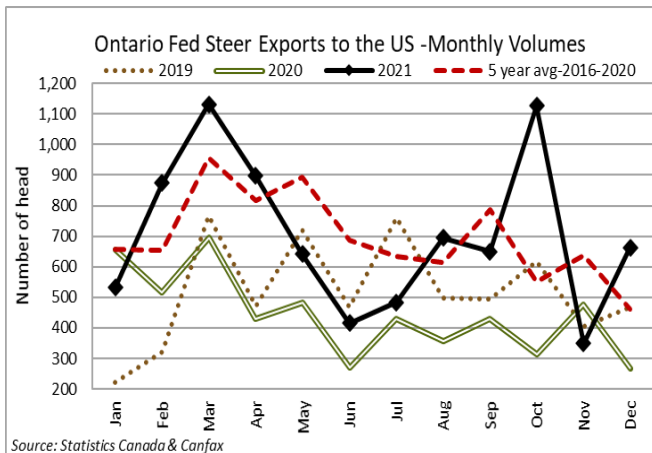
Cows and pairs sold very actively on a strong market.

### **WEEKLY LIVE CATTLE EXPORTS-ONTARIO**

|  | <b>Week ending Jan 22, 2022</b> | <b>Week ending Jan 15, 2022</b> | <b>Year to Date</b> |
|--|---------------------------------|---------------------------------|---------------------|
| <b>Total live slaughter cattle exported from Ontario to the U.S.</b> | <b>2,720</b>                    | <b>2,486</b>                    | <b>7,282</b>        |
| <b>Steers &amp; Heifers &amp; Cows</b>                               | <b>2,563</b>                    | <b>2,386</b>                    | <b>6,968</b>        |
| <b>Bulls</b>   | <b>157</b>                      | <b>100</b>                      | <b>314</b>          |

### **ONTARIO LIVE CATTLE EXPORTS TO THE U.S.- ANNUAL VOLUMES**

|                | <b>2021</b> | <b>2020</b> | <b>% change</b> |
|----------------|-------------|-------------|-----------------|
| <b>Steers</b>  | 8,457       | 5,329       | +59%            |
| <b>Heifers</b> | 18,969      | 22,514      | -16%            |
| <b>Cows</b>    | 48,928      | 68,767      | -29%            |
| <b>Bulls</b>   | 354         | 308         | +15%            |

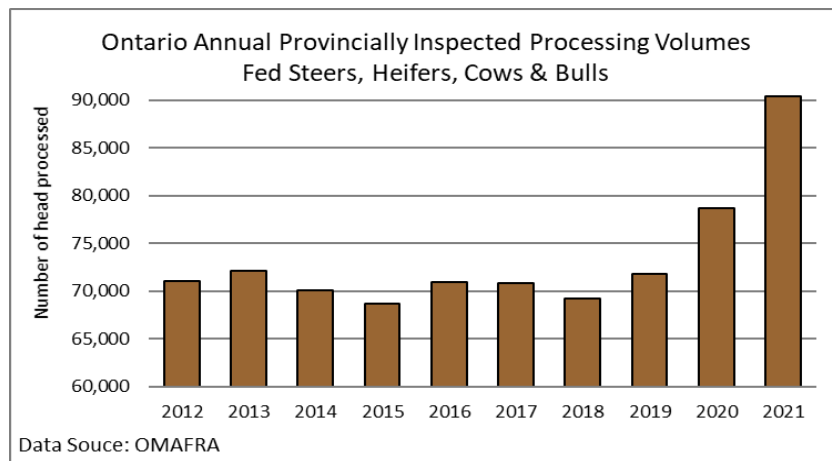


### FEDERALLY INSPECTED CANADIAN PROCESSING

|                          | Week Ending<br>Feb 5, 2022 | # of hd change from<br>week ago | YTD     | % Change<br>(Week Ago) | % Change<br>(Year Ago) |
|--------------------------|----------------------------|---------------------------------|---------|------------------------|------------------------|
| <b>Grand Total</b>       | 62,304                     | -5,458                          | 307,211 | -8%                    | -1%                    |
| <b>Western Slaughter</b> | 8,814                      | -5,414                          | 240,864 | -10%                   | +0%                    |
| <b>Eastern Slaughter</b> | 13,490                     | -44                             | 66,347  | -0%                    | -3%                    |

### ANNUAL PROVINCIAL PROCESSING VOLUMES- ONTARIO

|                | 2021   | 2020   | % CHANGE |
|----------------|--------|--------|----------|
| <b>Steers</b>  | 72,910 | 35,227 | +107%    |
| <b>Heifers</b> | 28,343 | 24,629 | +15.1%   |
| <b>Cows</b>    | 11,891 | 12,459 | -4.6%    |
| <b>Bulls</b>   | 7,266  | 6,329  | +14.8%   |



### AVERAGE CARCASS WEIGHTS – CANADA

|              | Steers | Heifers |
|--------------|--------|---------|
| Feb 5, 2022  | 930    | 854     |
| Jan 29, 2022 | 923    | 848     |
| Feb 6, 2021  | 930    | 863     |

### USDA ESTIMATED CATTLE PROCESSING VOLUME

|             | Week Ending<br>Feb 5, 2022 | Previous Week | Year Ago |
|-------------|----------------------------|---------------|----------|
| Grand Total | 659,000                    | 639,000       | 606,000  |

### QUEBEC ELECTRONIC AUCTION MARKET (F.O.B. THE FEEDLOT)

|                                       | Price         | Change from Last Week |
|---------------------------------------|---------------|-----------------------|
| For the week ending February 10, 2022 | 288.75-289.00 | +0.08                 |

### ALBERTA DIRECT TRADE

Alberta's direct trade: for the week ending February 10, 2022

|                |                 |               |                 |               |
|----------------|-----------------|---------------|-----------------|---------------|
| <b>Steers</b>  | Live <b>FOB</b> | 156.75-161.00 | Rail <b>FOB</b> | 263.50-273.50 |
| <b>Heifers</b> | Live <b>FOB</b> | 155.75-159.50 | Rail <b>FOB</b> | 257.00-273.50 |

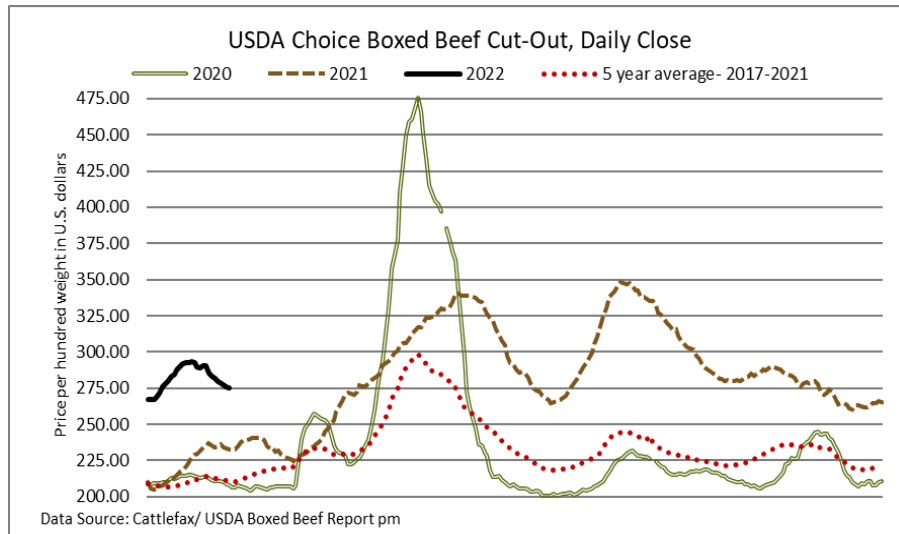
### U.S. TRADE (U.S. funds)

The U.S. cash cattle trade: for the week ending February 10, 2022

|                                       |      |               |
|---------------------------------------|------|---------------|
| Choice and Select Steers and Heifers: | Live | 138.00-144.00 |
|                                       | Rail | 220.00-227.00 |

### U.S. BOXED BEEF CUT-OUT VALUES (U.S. funds)

|                          | Choice<br>600-900 | Select<br>600-900 |
|--------------------------|-------------------|-------------------|
| Current Five Day Average | 277.37            | 273.18            |



### BEEF EXPORTS – CANADA

|       | United States    | Change from last year YTD | Mexico           | Change from last year YTD |
|-------|------------------|---------------------------|------------------|---------------------------|
|       | Jan 1- Dec 31/21 |                           | Jan 1- Dec 31/21 |                           |
| Total | 535,953 tonnes   | +14% or +44,393 tonnes    | 23,396 tonnes    | +54% or +8,241 tonnes     |
|       | Japan            | Change from last year YTD | China            | Change from last year YTD |
|       | Jan 1- Dec 31/21 |                           | Jan 1- Dec 31/21 |                           |
| Total | 59,482 tonnes    | +32% or +14,335 tonnes    | 20,045 tonnes    | +92% or +9,622 tonnes     |

### LIVE CATTLE – CANADA

| IMPORTS                 |         |  | Import % change<br>from 2020 YTD | EXPORTS                           |        |  | Export % change<br>from 2021 YTD |
|-------------------------|---------|--|----------------------------------|-----------------------------------|--------|--|----------------------------------|
| Jan 1- Jan 1- Dec 31/21 |         |  |                                  | Jan 1- Jan 29/22                  |        |  |                                  |
| Pure bred               | 15,924  |  | -                                | Slaughter steers & heifers & cows | 42,064 |  | +11%                             |
| Non-pure bred           | 385,559 |  | +41%                             | Feeder cattle & calves            | 13,838 |  | +233%                            |
|                         |         |  |                                  | Bulls                             | 1,462  |  | -30%                             |

### BEEF PRODUCTION – CANADA

|         | Jan 1 – Feb 5/22 | Last Year Same Time | % Change |
|---------|------------------|---------------------|----------|
| Fed     | 103,650 tonnes   | 107,208 tonnes      | -3%      |
| Non-fed | 16,942 tonnes    | 16,230 tonnes       | +4%      |

### BEEF IMPORTS – CANADA

|                         | Jan 1 – Feb 5/22 | Last Year Same Time | % Change |
|-------------------------|------------------|---------------------|----------|
| United States           | 8,251 tonnes     | 11,190 tonnes       | -26%     |
| Non-CUSMA               | 2,092 tonnes     | 6,295 tonnes        | -67%     |
| EU-28 (beef/veal total) | 732 tonnes       | 1,341 tonnes        | -45%     |
| Total                   | 12,852 tonnes    | 19,740 tonnes       | -35%     |

### CHICAGO MERCANTILE EXCHANGE

Closing quotes on futures today were as follows:

| Live Cattle |        |       | Feeder Cattle |        |       | Corn |       |       | Soybeans |        |       | Canadian \$ |       |       |
|-------------|--------|-------|---------------|--------|-------|------|-------|-------|----------|--------|-------|-------------|-------|-------|
| Feb         | 141.87 | -0.47 | Mar           | 166.22 | -0.50 | Mar  | 6.510 | +9.2  | Mar      | 15.830 | +8.6  | Spot        | 78.48 | -0.14 |
| Apr         | 146.17 | -0.70 | Apr           | 170.70 | -1.05 | May  | 6.504 | +10.0 | May      | 15.862 | +9.6  | Mar         | 78.48 | -0.15 |
| Jun         | 141.12 | -0.47 | May           | 174.75 | -1.12 | Jul  | 6.452 | +10.2 | Jul      | 15.810 | +9.6  | Jun         | 78.48 | -0.16 |
| Aug         | 139.92 | -0.32 | Aug           | 184.70 | -0.35 | Sep  | 6.074 | +10.4 | Aug      | 15.484 | +8.2  | Sep         | 78.47 | -0.17 |
| Oct         | 145.20 | +0.12 | Sep           | 186.17 | -0.15 | Dec  | 5.946 | +10.0 | Sep      | 14.816 | +11.0 | Dec         | 78.46 | -0.17 |
| Dec         | 149.45 | +0.45 | Oct           | 186.77 | -0.12 | Mar  | 6.014 | +9.6  | Nov      | 14.440 | +12.0 | Mar         | 78.46 | -0.17 |

Beef Farmers of Ontario, 130 Malcolm Road, Guelph, ON N1K 1B1 Phone: (519) 824-0334 Fax: (519) 824-9161 or email: [markets@ontariobeef.com](mailto:markets@ontariobeef.com)

### ONTARIO STOCKER & FEEDER TRADE SPECIAL FALL SALES

|        |          |                                     |   |
|--------|----------|-------------------------------------|---|
| Feb 17 | 11:00 am | Ontario Stockyards Inc              | All Vaccinated Stocker Sale (in regular sale) |
| Mar 11 | 11:00 am | Community Livestock Exchange        | Quinte Cattlemen's Stocker Sale               |
| Mar 12 | 12:00 pm | Ontario Stockyards Inc              | Bred Cow Sale                                 |
| Mar 16 | 10:00 am | Kawartha Lakes Community Sales Barn | Special Stocker Sale                          |
| Mar 17 | 11:00 am | Ontario Stockyards Inc              | All Vaccinated Stocker Sale                   |

### Comments for the week ending February 10<sup>th</sup>

There were 389 fed steers and heifers sold through auction markets this week up 178 from last week and 48 more than this time last year. Fed steers ranged from \$159.78-\$175.52 averaging \$169.26 down \$2.67 on average from the previous week and \$33.33 stronger than year ago prices. Fed heifers sold from \$165.80-\$173.79 averaging \$170.60 up \$6.27 from last week's trade and \$37.44 stronger than last year at this time. Auction markets reported trade as active at prices steady to \$2.00-\$3.00 cwt stronger and ended the week holding firm.

The Ontario railgrade market was quite light this week with prices steady at \$290.00 dressed for steers and \$289.00-\$290.00 for heifers with delivery in one to three weeks, majority were for the week of February 21<sup>st</sup>. On Wednesday one federal packer stopped bidding for the remainder of the week. This week's average price is \$50.00 stronger than the same time last year.

The most recent federally inspected processing volume is for the week ending February 5<sup>th</sup> reporting the Ontario volume for that week at 12,126 head, down just 70 head from the previous week. Year to date federally processed volumes in Ontario are down 2.7% from 2021 but 5.2% more than the same time in 2020.

This week's fed/cull cow market was sharply higher with larger volumes of 2,872 head sold through auction markets up 472 from last week but fully steady to last year at this time. Cows sold from \$66.91-\$96.47 averaging \$80.24 up \$5.78 from last week, \$11.71 above year ago prices and the highest weekly average since the first week in September 2021. Auction markets reported good buyer interest with prices reported as higher to sharply higher and aggressively higher, with one market quoting prices up at least \$10.00 cwt. 15.8% of the cows sold this week were beef cows compared to 13% last week. Beef cows averaged \$87.29 this week up from \$77.74 the previous week.

There were 3,492 stocker and feeder cattle sold through auction markets this week up 871 from last week and 207 more than the same time last year. Auction markets reported trade as mainly steady, to stronger. By mid week trade was reported as barely steady on the heavier weights with all vaccinated cattle fully steady. By week's end, medium quality cattle were steady while the good quality stockers sold slightly higher. Actual average prices this week saw steers 400-500 lbs up \$31.83 from last week on average, 500-600 lbs up \$12.45, 600-700 lbs up \$6.00, 700-800 lbs up \$2.36, 800-900 lbs down \$2.91, 900-1000 lbs down \$0.05 and steers 1,000 lbs and over averaged \$5.11 easier than last week's weighted average prices. Heifers from 400-500 lbs were up \$2.87, 500-600 lbs up \$7.68, 600-700 lbs up \$4.26, 700-800 lbs up \$11.45, 800-900 lbs down \$6.21 but heifers over 900 lbs averaged \$10.13 stronger than last week's weighted average price.

The Quebec electronic market this week ranged from \$288.75-\$289.00 dressed on a picked-up basis, up \$0.08 from the previous week's average prices.

Alberta direct trade this week was light to active notes Canfax, on Wednesday and Thursday with prices ranging from \$260.00-\$275.00 delivered on a dressed basis, steady to \$5.00 cwt stronger than last week's sales. Canfax reports: "Cattle that traded this week were being scheduled for the middle of March delivery. All three western Canadian packers bought cattle this week. Many producers had more cattle to sell this week but packers were only taking a few loads from each individual. Two packers will work this Saturday."

The U.S. cash cattle trade for the week ending February 4th was higher with business in the south from \$136.00-\$140.00 live, mainly \$140.00 cwt up \$3.00-\$4.00 from the previous week. In the north cattle traded from \$220.00-\$224.00 dressed, majority at \$222.00 up \$4.00 cwt. The USDA Mandatory Price Report listed average prices for the week at \$139.76 live for steers up \$2.81 with heifers at \$139.55 up \$2.95 from the week before. On the rail steers averaged \$221.79 up \$3.79 with heifers \$221.93 up \$3.95.

This week the US cash cattle trade saw a light test in the north Tuesday but not nearly enough to establish a market, with sales at \$222.00 dressed and from \$138.00-\$142.00 live, steady to \$1.00 stronger. At the Central Stockyards online auction Wednesday, there were 1,996 head on offer, in 11 lots with delivery in 1-25 days. One lot of Angus/Holstein cross cattle sold at \$139.00 live with all other lots unsold with reserve bids of \$140.00-\$142.00 live not being met. The cash market on Wednesday and Thursday was light to moderate with trade in the north ranging from \$220.00-\$227.00 dressed, majority at \$224.00 up \$2.00 from the previous week's average. In the south, trade was from \$138.00-\$141.00 live, mostly \$140.00 which is steady to slightly stronger than the week before. Asking prices on the remaining cattle are sitting at \$142.00 plus live in the south and \$226.00 dressed in the north but it appears the bulk of trade has been completed.