



Weekly Market Information Report for the week ending Thursday February 17, 2022

The following information is collected from various sources and disseminated by Beef Farmers of Ontario.

ONTARIO DIRECT TO PACKER RAILGRADE CATTLE TRADE

Prices are on a carcass weight basis before grade and weight discounts. Weekly Range:

A Grade Steers	290.00
A Grade Heifers	289.00-290.00

ONTARIO LIVE CATTLE TRADE

Ontario auction sales this week saw weighted average price ranges for:

FED CATTLE	Volume	Price Range	Average	Top	Last Week Avg
Large Frame Steers +1250	82	151.45-174.18	165.18	185.50	172.89
Medium Frame Steers +1250	70	146.46-173.42	163.44	185.50	165.92
Large & Medium Frame Steers +1250	152	147.85-175.20	165.89	185.50	169.26
Large Frame Heifers +1000	80	164.63-179.02	172.21	186.50	171.57
Medium Frame Heifers +1000	64	148.80-169.98	161.46	184.00	170.04
Large & Medium Frame Heifers +1000	144	156.07-177.20	168.90	186.50	170.60
Fed steers, Dairy & Dairy Cross +1250	67	105.33-140.03	121.70	164.00	129.55
Fed heifers, Dairy & Dairy Cross +1000	109	89.85-129.29	112.58	171.00	115.79
Cows - All Weights	2,618	67.53-99.31	80.84	140.00	80.24
Bulls - All Weights	86	88.35-120.54	104.46	137.00	109.06

STOCKERS - Large and Medium Frame

STEERS	Volume	Price Range	Average	Top	Last Week Avg
1000+	320	180.44-199.07	189.02	209.00	195.08
900-999	246	198.26-212.50	206.45	214.50	204.86
800-899	165	172.39-198.72	187.36	210.00	190.61
700-799	305	190.83-213.49	205.17	221.00	198.26
600-699	386	195.17-235.13	212.87	247.00	215.43
500-599	245	204.85-242.68	227.08	265.00	224.41
400-499	87	203.29-251.93	229.84	276.00	230.92
-399	38	144.25-228.64	182.86	330.00	203.67

STOCKERS - Large and Medium Frame

HEIFERS	Volume	Price Range	Average	Top	Last Week Avg
+900	196	155.46-184.68	170.57	197.75	168.23
800-899	153	166.98-193.15	186.96	198.25	170.40
700-799	193	161.91-185.82	175.26	198.00	173.17
600-699	267	152.66-203.58	188.58	217.50	184.01
500-599	266	165.33-213.88	195.70	225.00	193.33
400-499	124	163.14-203.49	188.34	225.00	190.20
300-399	26	129.86-188.71	161.05	200.00	194.76
-299	2	N/T	N/T	N/T	N/T

At **Kawartha Lakes Community Sale Barn: February 12, 2022** – 204 cows, 4 bulls, 17 veal, 29 stockers, 8 Fed Cattle

	Price Range	Avg.	Top
Cows	73.50-105.00	85.04	140.00
Bulls over 1600 lbs	102.00-129.00	115.98	129.00
Veal 600 lbs +	125.00-154.00	141.72	154.00
Veal 125 lbs or less	130.00-350.00	190.62	350.00

Denfield Livestock Exchange Inc., February 8, 2022: 113 Fed Cattle, 24 Veal, 107 Cows, 9 stockers, 1 bull

	Price Range	Average	Top
Large & Medium Frame Fed Steers +1250 lbs	166.00-178.50	173.89	185.50
Large & Medium Frame Fed Heifers +1000 lbs	174.00-178.50	175.61	186.50
Cows	67.00-100.00	83.18	123.50
Veal calves 600 lbs +	145.00-158.50	151.93	162.00

At Aylmer Stockyards Inc.: February 16, 2022 – 22 veal, 283 Cows, 60 fed cattle, 8 stockers, 3 bulls

	Price Range	Average	Top
Large & Medium Frame Fed Steers +1250 lbs	134.00-172.99	163.50	172.99
Fed Heifers, Dairy & Dairy Cross 1000 lbs +	84.99-130.49	115.39	130.49
Cows	68.00-122.99	84.49	122.99
Veal over 600 lbs	116.99-191.99	157.69	191.99

ONTARIO STOCKER & FEEDER TRADE**Stocker sale at Brussels Livestock: February 11, 2022 – 600 Stockers**

Steers	Price Range	Average	Top	Heifers	Price Range	Average	Top
1000+	174.00-209.00	189.18	209.00	900+	174.50-196.25	184.89	197.75
900-999	183.00-211.50	205.41	214.00	800-899	184.25-197.00	191.76	198.25
800-899	194.00-205.00	200.81	209.00	700-799	180.00-195.50	189.42	198.00
700-799	194.00-215.00	205.20	217.00	600-699	152.00-184.00	178.35	184.00
600-699	192.50-226.50	217.22	233.00	500-599	153.00-168.00	160.86	177.50
500-599	194.00-239.00	222.88	239.00	400-499	170.00-184.50	181.74	214.00
400-499	173.00-235.00	209.00	235.00				

Stocker sale at: Community Livestock Exchange: February 15, 2022 – 111 Stockers

Steers	Price Range	Average	Top	Heifers	Price Range	Average	Top
800-899	146.99-185.00	157.40	185.00	600-699	110.00-169.99	159.89	169.99
700-799	164.99-189.99	180.69	189.99	500-599	161.00-200.00	181.40	200.00
600-699	177.00-200.00	186.20	200.00	400-499	130.00-204.99	170.70	204.99
500-599	177.49-222.50	200.89	222.50				
400-499	189.99-220.00	207.29	220.00				

Stocker sale at: Renfrew Pontiac Livestock: February 15, 2021 – 292 Stockers

Steers	Price Range	Average	Top	Heifers	Price Range	Average	Top
800-899	155.00-194.99	185.40	194.99	800-899	137.99-195.99	189.79	195.99
700-799	170.99-210.00	200.89	210.00	700-799	123.99-170.99	150.60	170.99
600-699	177.49-227.99	200.80	227.99	600-699	110.00-214.00	183.00	214.00
500-599	190.99-249.00	226.10	249.00	500-599	112.50-218.00	169.10	218.00
400-499	185.00-252.00	232.20	252.00	400-499	110.00-194.99	168.39	194.99
399-	180.00-239.00	231.40	239.00				

Stocker sale at Ontario Livestock Exchange, February 16, 2022 - 462 stockers

Steers	Price Range	Average	Top	Heifers	Price Range	Average	Top
1000+	187.00-202.00	194.36	202.00	900+	N/T		
900-999	203.00-214.50	208.91	214.50				
800-899	208.00-210.00	209.00	210.00				

Stocker sale at Ontario Livestock Exchange: February 17, 2022 – 215 Stockers

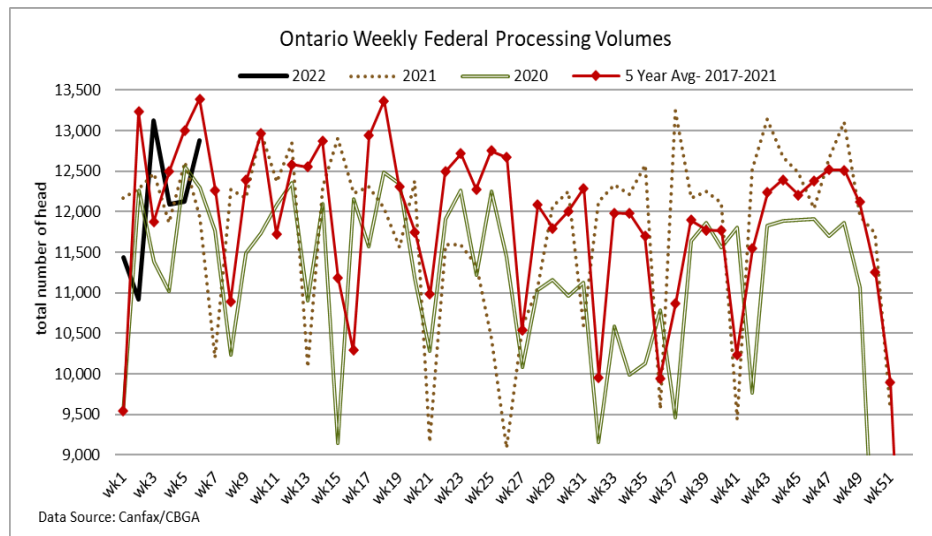
Steers	Price Range	Average	Top	Heifers	Price Range	Average	Top
800-899	128.00-177.50	146.25	177.50	900+	140.00-184.50	165.63	184.50
700-799	142.50-160.00	155.94	202.50	800-899	95.00-170.00	174.00	162.88
600-699	175.00-182.50	177.00	205.00	700-799	130.00-167.50	142.50	170.00
500-599	185.00-200.00	189.75	200.00	600-699	137.50-175.00	166.56	175.00
400-499	185.00-197.50	191.25	197.50	500-599	160.00-192.50	179.03	192.50

Stocker sale at **Ontario Stockyards Inc, February 17, 2022- 1,183** stockers

Steers	Price Range	Average	Top	Heifers	Price Range	Average	Top
1000+	140.00-177.50	152.50	177.50	900+	70.00-157.00	125.50	171.00
900-999	185.00-202.00	195.27	202.00	800-899	171.00-186.50	178.98	186.50
800-899	181.00-207.00	197.78	207.00	700-799	170.00-197.50	185.57	197.50
700-799	199.00-221.00	212.95	221.00	600-699	178.00-214.00	202.18	217.50
600-699	210.00-247.00	224.05	247.00	500-599	180.00-225.00	211.20	225.00
500-599	223.00-256.00	242.34	265.00	400-499	184.00-218.00	203.85	225.00
400-499	230.00-276.00	250.30	276.00	300-399	140.00-200.00	167.67	200.00
399-	185.00-250.00	235.00	250.00				

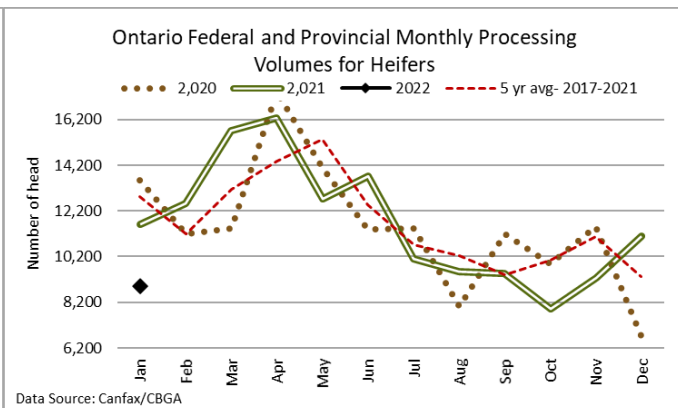
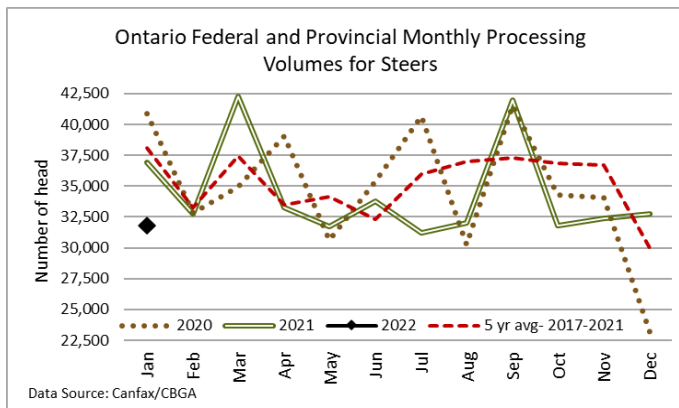
WEEKLY LIVE CATTLE EXPORTS-ONTARIO

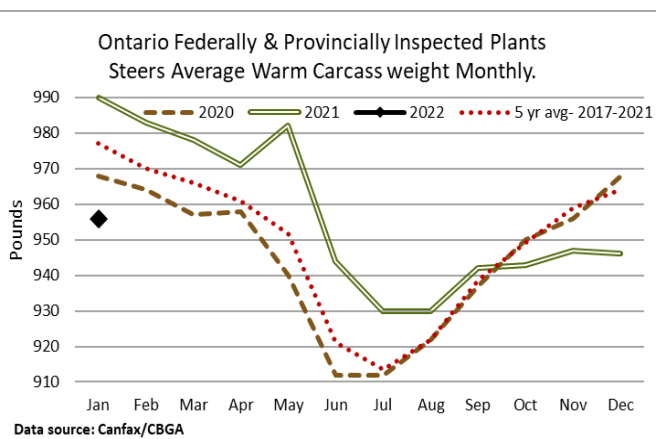
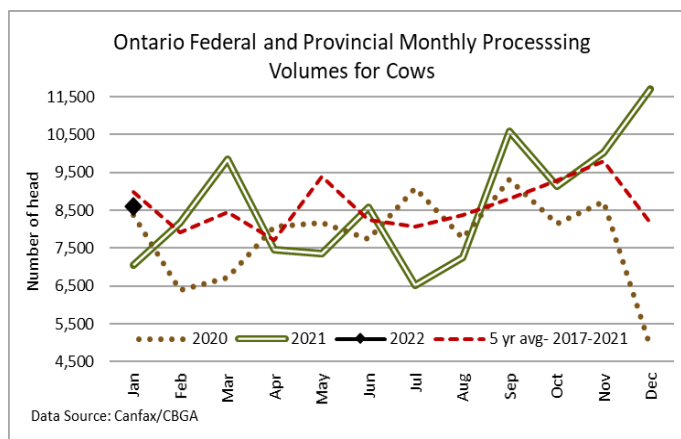
	Week ending Jan 29, 2022	Week ending Jan 22, 2022	Year to Date
Total live slaughter cattle exported from Ontario to the U.S.	2,299	2,720	9,581
Steers & Heifers & Cows	2,234	2,563	9,202
Bulls	65	157	379



FEDERALLY INSPECTED CANADIAN PROCESSING

	Week Ending Feb 12, 2022	# of hd change from week ago	YTD	% Change (Week Ago)	% Change (Year Ago)
Grand Total	65,408	+3,104	372,619	+5%	+0%
Western Slaughter	51,092	+2,278	291,956	+5%	+1%
Eastern Slaughter	14,316	+826	80,662	+6%	-2%





AVERAGE CARCASS WEIGHTS – CANADA

	Steers	Heifers
Feb 12, 2022	933	835
Feb 5, 2022	930	854
Feb 13, 2021	929	860

USDA ESTIMATED CATTLE PROCESSING VOLUME

	Week Ending Feb 19, 2022	Previous Week	Year Ago
Grand Total	663,000	659,000	549,000

QUEBEC ELECTRONIC AUCTION MARKET (F.O.B. THE FEEDLOT)

	Price	Change from Last Week
For the week ending February 17, 2022	290.00-292.25	+2.25

ALBERTA DIRECT TRADE

Alberta's direct trade: for the week ending February 17, 2022

Steers	Live FOB	159.25	Rail FOB	268.50-273.50
Heifers	Live FOB	158.560-159.50	Rail FOB	267.00

U.S. TRADE (U.S. funds)

The U.S. cash cattle trade: for the week ending February 17, 2022

Choice and Select Steers and Heifers:	Live	140.00-145.00
	Rail	224.00-229.00

U.S. BOXED BEEF CUT-OUT VALUES (U.S. funds)

	Choice 600-900	Select 600-900
Current Five Day Average	271.61	267.07

BEEF EXPORTS – CANADA

	United States	Change from last year YTD	Mexico	Change from last year YTD
Total	Jan 1- Dec 31/21		Jan 1- Dec 31/21	
	535,953 tonnes	+14% or +44,393 tonnes	23,396 tonnes	+54% or +8,241 tonnes
	Japan	Change from last year YTD	China	Change from last year YTD
Total	Jan 1- Dec 31/21		Jan 1- Dec 31/21	
	59,482 tonnes	+32% or +14,335 tonnes	20,045 tonnes	+92% or +9,622 tonnes

LIVE CATTLE – CANADA

IMPORTS			Import % change from 2020 YTD	EXPORTS			Export % change from 2021 YTD
Jan 1- Jan 1- Dec 31/21				Jan 1- Jan 29/22			
Pure bred	15,924		-	Slaughter steers & heifers & cows	42,064		+11%
Non-pure bred	385,559		+41%	Feeder cattle & calves	13,838		+233%
				Bulls	1,462		-30%

BEEF PRODUCTION – CANADA

	Jan 1 – Feb 5/22	Last Year Same Time	% Change
Fed	103,650 tonnes	107,208 tonnes	-3%
Non-fed	16,942 tonnes	16,230 tonnes	+4%

BEEF IMPORTS – CANADA

	Jan 1 – Feb 5/22	Last Year Same Time	% Change
United States	8,251 tonnes	11,190 tonnes	-26%
Non-CUSMA	2,092 tonnes	6,295 tonnes	-67%
EU-28 (beef/veal total)	732 tonnes	1,341 tonnes	-45%
Total	12,852 tonnes	19,740 tonnes	-35%

CHICAGO MERCANTILE EXCHANGE

Closing quotes on futures today were as follows:

Live Cattle			Feeder Cattle			Corn			Soybeans			Canadian \$		
Feb	143.25	-0.15	Mar	165.42	-0.77	Mar	6.542	+4.2	Mar	16.014	+9.4	Spot	78.47	-0.28
Apr	145.87	-0.90	Apr	170.85	-0.30	May	6.526	+3.4	May	16.034	+7.4	Mar	78.46	-0.28
Jun	141.50	-0.65	May	175.90	+0.17	Jul	6.470	+2.0	Jul	16.010	+7.4	Jun	78.45	-0.28
Aug	140.50	-0.25	Aug	186.07	+0.35	Sep	6.086	+1.0	Aug	15.654	+6.2	Sep	78.42	-0.28
Oct	145.67	-0.12	Sep	187.65	+0.52	Dec	5.976	+1.2	Sep	14.990	+3.0	Dec	78.38	-0.29
Dec	149.85	-0.02	Oct	188.57	+0.62	Mar	6.046	+1.2	Nov	14.636	+3.0	Mar	78.35	-0.30

Beef Farmers of Ontario, 130 Malcolm Road, Guelph, ON N1K 1B1 Phone: (519) 824-0334 Fax: (519) 824-9161 or email: markets@ontariobeef.com

OBCFPP LICENCE CHANGES

No Longer Licenced: Livestock Dealers

33 Mile Cattle Corp., 623 Sports Drive, Brussels, Ontario N0G 1H0

The Beef Boutique Ltd., 145A Bethridge Road, Etobicoke, Ontario M9W 1N4

WD Livestock, Box 758, Roblin, MB R0L 1P0

ONTARIO STOCKER & FEEDER TRADE SPECIAL FALL SALES

Feb 26	1:00 pm	Kawartha Lakes Community Sales Barn	Bred Cow Sale
Mar 11	11:00 am	Community Livestock Exchange	Quinte Cattlemen's Stocker Sale
Mar 12	12:00 pm	Ontario Stockyards Inc	Bred Cow Sale
Mar 16	10:00 am	Kawartha Lakes Community Sales Barn	Special Stocker Sale
Mar 22	11:00 am	Ontario Stockyards Inc	All Vaccinated Stocker Sale
Mar 26	11:00 am	Denfield Livestock Exchange	Vaccinated Calves & Yearlings

Comments for the week ending February 17th

Lighter receipts of 296 fed steers and heifers sold through auction markets this week down 93 head from last week but 72 more than the same week last year. Fed steers ranged from \$147.85-\$175.20 averaging \$165.89 down \$3.37 from last week but \$34.19 stronger than year ago prices. Heifers sold from \$156.07-\$177.20 averaging \$168.90 down \$1.70 from the previous week and \$30.95 stronger than year ago prices. Auction markets reported active trade with prices steady, with one market mid-week noting steady to stronger prices. Trade ended the week holding steady.

The Ontario railgrade market was quiet early week with one federal packer not bidding. By mid week light trade developed with sales holding steady at \$290.00 dressed for steers and \$289.00-\$290.00 for heifers with delivery reported for the week of February 28th. This week's price is \$49.75 stronger than last year at this time.

Federal processing volumes in Ontario for the week ending February 12th total 12,873 head up 747 from the previous week. Total volumes for 2022 are at 72,580 head as of February 12th, down 1% from the same time in 2021 and 5% more than the same time in 2020.

2,618 fed/cull cows sold through auction markets this week down 254 from last week and 168 more than the same time last year. Cows ranged from \$67.53-\$99.31 averaging \$80.84 up \$0.60 from last week and \$7.94 stronger than year ago prices. Auction markets reported trade as active with prices steady to fully steady but ended the week trading stronger. There were fewer beef cows in the mix this week averaging \$87.22 down just \$0.07 from last week.

Lighter receipts of 3,019 stocker and feeder cattle were on offer at auction markets this week down 473 from last week but 401 more than this time last year. Auction markets reported trade as steady to fully steady, with quality considered. By mid week heavier steers were noted as trading barely steady. By week's end, prices were reported as steady with vaccinated calves selling on a good demand at stronger prices. Actual average prices this week saw steers 400-500 lbs down \$1.08, 500-600 lbs up \$2.67, 600-700 lbs down \$2.56, 700-800 lbs up \$6.91, 800-900 lbs down \$3.25, 900-1000 lbs up \$1.59 and steers 1000 lbs and over averaged \$6.06 easier than last week's weighted average prices. Heifers 400-500 lbs were down \$1.86 from the week before, 500-600 lbs up \$2.37, 600-700 lbs up \$4.57, 700-800 lbs up \$2.09, 800-900 lbs up \$16.56 and heifers 900 lbs plus averaged \$2.34 stronger than last week on average.

The Quebec electronic market this week ranged from \$290.00-\$292.25 dressed on a picked-up basis, up \$2.25 from the previous week's average prices.

Alberta direct trade was light on Wednesday and Thursday with trade ranging from \$270.00-\$275.00 delivered on a dressed basis, steady to \$1.00 stronger than last week. Canfax noted some live sales from \$158.50-\$159.50 cwt also up around \$1.00 cwt. Canfax reports: "Once again, this week packers are limiting the amount of cattle they are buying from each producer and in some instances not bidding at all."

The U.S. cash cattle trade for the week ending February 11th was light to moderate with majority of trade taking place Wednesday and Thursday. In the south trade ranged from \$138.00-\$141.00 live, mainly \$140.00 steady to slightly stronger. Business in the north ranged from \$139.00-\$144.00 live and \$220.00-\$227.00 dressed, mostly \$224.00 up around \$2.00 cwt. The overall weekly prices, reported by the USDA Mandatory Price Report saw live steers average \$140.48 up \$0.72 with heifers averaging \$140.40 up \$0.85. On the rail steers averaged \$224.04 up \$2.25 with heifers averaging \$224.08 up \$2.15.

This week the US cash cattle trade was light to moderate on Wednesday and light on Thursday at stronger prices. Sales in the south ranged from \$140.00-\$142.50 live, mainly \$142.00 up \$2.00 cwt from last week. Business in the north ranged from \$224.00-\$228.00 dressed, majority at \$226.00 up \$2.00, with some live trade from \$143.00-\$145.00 also up \$2.00. At time of reporting on Friday afternoon the market is quiet. Other than a few clean up deals it appears the week's trade has been completed.