



Weekly Market Information Report for the week ending Thursday March 3, 2022

The following information is collected from various sources and disseminated by Beef Farmers of Ontario.

ONTARIO DIRECT TO PACKER RAILGRADE CATTLE TRADE

Prices are on a carcass weight basis before grade and weight discounts. Weekly Range:

A Grade Steers	290.00
A Grade Heifers	289.00-290.00

ONTARIO LIVE CATTLE TRADE

Ontario auction sales this week saw weighted average price ranges for:

FED CATTLE	Volume	Price Range	Average	Top	Last Week Avg
Large Frame Steers +1250	63	140.12-177.17	166.24	192.00	162.04
Medium Frame Steers +1250	81	162.20-174.35	168.40	210.00	166.49
Large & Medium Frame Steers +1250	144	160.56-176.42	169.08	210.00	165.31
Large Frame Heifers +1000	55	163.21-178.15	169.66	195.00	169.32
Medium Frame Heifers +1000	118	161.86-171.08	166.22	183.00	164.31
Large & Medium Frame Heifers +1000	173	162.69-175.32	167.65	195.00	166.85
Fed steers, Dairy & Dairy Cross +1250	76	113.43-152.40	138.05	168.50	134.76
Fed heifers, Dairy & Dairy Cross +1000	124	91.49-145.59	118.17	171.50	114.40
Cows - All Weights	2,101	71.53-104.47	85.73	149.00	80.65
Bulls - All Weights	84	95.48-123.80	111.32	178.95	107.49

STOCKERS - Large and Medium Frame

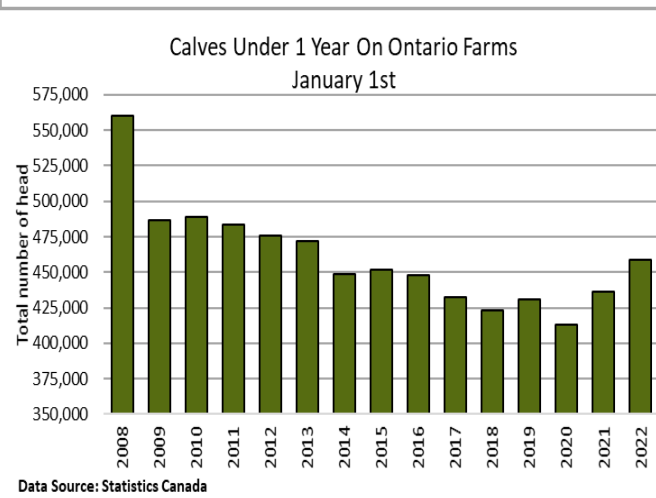
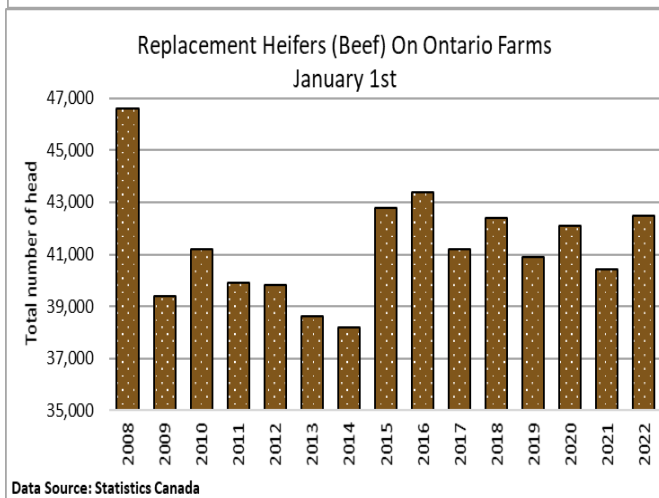
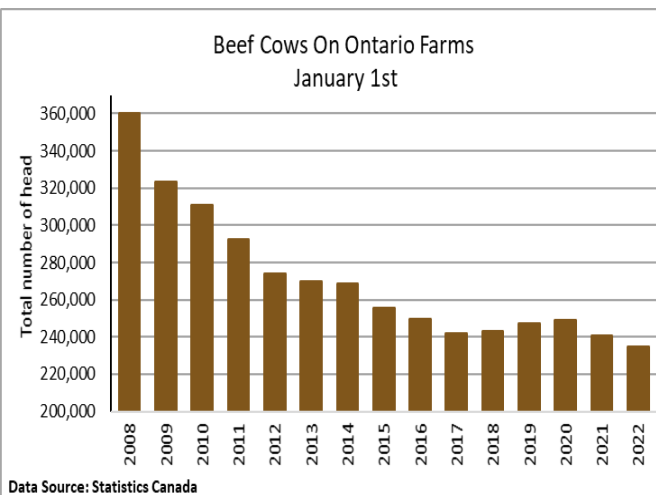
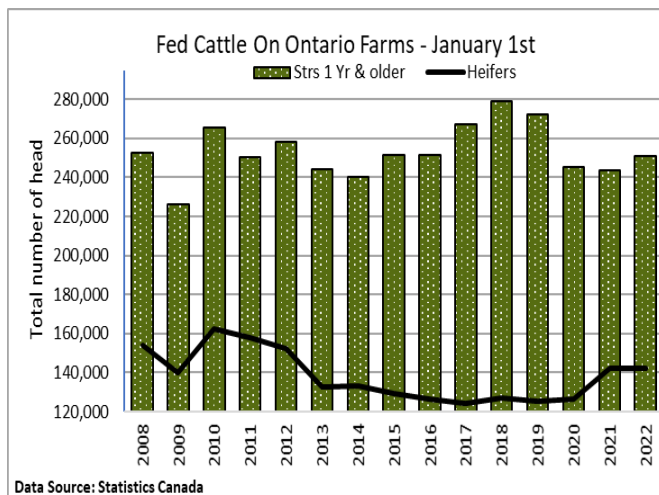
STEERS	Volume	Price Range	Average	Top	Last Week Avg
1000+	416	170.18-195.48	186.16	199.50	184.32
900-999	491	183.87-202.45	192.51	207.50	195.40
800-899	266	166.04-194.82	183.97	202.50	194.35
700-799	289	159.54-205.80	187.54	214.00	204.76
600-699	296	178.64-231.01	208.82	242.00	212.09
500-599	209	190.12-238.41	218.73	268.00	219.72
400-499	62	183.69-245.07	213.75	272.00	237.34
-399	30	184.87-213.52	196.42	320.00	241.97

STOCKERS - Large and Medium Frame

HEIFERS	Volume	Price Range	Average	Top	Last Week Avg
+900	249	139.34-177.23	160.98	185.00	167.13
800-899	122	153.55-185.57	172.65	199.00	184.30
700-799	185	156.23-186.66	169.58	196.00	181.58
600-699	267	158.42-196.53	179.61	210.00	182.08
500-599	213	148.13-201.46	177.96	235.00	186.83
400-499	100	142.90-203.80	176.54	229.00	188.83
300-399	16	152.81-178.56	168.53	205.00	172.25
-299	20	86.00-113.25	100.39	167.50	N/T

At **Kawartha Lakes Community Sale Barn: February 26, 2022** – 201 cows, 3 bulls, 42 veal, 15 stockers, 5 Fed Cattle

	Price Range	Avg.	Top
Cows	76.00-112.00	88.62	132.00
Bulls over 1600 lbs	106.00-178.95	145.49	178.95
Veal 600 lbs +	136.00-210.00	147.75	210.00
Veal 125 lbs or less	125.00-320.00	174.21	320.00



Denfield Livestock Exchange Inc., March 1, 2022: 89 Fed Cattle, 15 Veal, 75 Cows, 24 stockers, 2 bulls

	Price Range	Average	Top
Large & Medium Frame Fed Steers +1250 lbs	164.00-184.00	173.47	210.00
Large & Medium Frame Fed Heifers +1000 lbs	165.25-175.00	170.17	195.00
Cows	73.50-107.50	89.39	111.50
Veal calves 600 lbs +	140.00-160.00	150.25	160.00

At Aylmer Stockyards Inc.: March 2, 2022 – 32 veal, 164 Cows, 45 fed cattle, 13 stockers, 2 bulls

	Price Range	Average	Top
Fed Steers, Dairy & Dairy Cross 1250 lbs +	151.49-168.50	160.89	168.50
Fed Heifers, Dairy & Dairy Cross 1000 lbs +	88.00-171.50	126.49	171.50
Cows	69.99-116.99	87.60	130.00
Veal over 600 lbs	103.00-162.50	131.20	162.50

ONTARIO STOCKER & FEEDER TRADE

Stocker sale at **Brussels Livestock: February 25, 2022 – 1,034 Stockers**

Steers	Price Range	Average	Top	Heifers	Price Range	Average	Top
1000+	171.00-199.50	192.39	199.50	900+	151.00-185.00	172.10	185.00
900-999	175.50-198.00	188.15	200.00	800-899	169.00-199.00	186.28	199.00
800-899	177.00-200.75	192.25	202.50	700-799	171.00-196.00	179.41	196.00
700-799	171.00-214.00	192.59	214.00	600-699	166.00-197.00	178.99	198.00
600-699	180.00-240.00	212.79	240.00	500-599	149.00-213.00	177.80	213.00
500-599	187.00-238.00	216.54	240.00	400-499	128.00-194.00	178.56	225.00
400-499	200.00-238.00	216.00	253.00				
399-	190.00-230.00	205.00	230.00				

Stocker sale at: **Community Livestock Exchange: March 1, 2022 – 109 Stockers**

Steers	Price Range	Average	Top	Heifers	Price Range	Average	Top
600-699	132.00-225.49	197.30	225.49	600-699	157.00-190.99	173.79	190.99
500-599	119.99-241.00	190.59	241.00	500-599	127.49-197.99	175.49	197.99

Stocker sale at: **Renfrew Pontiac Livestock: March 1, 2021 – 309 Stockers**

Steers	Price Range	Average	Top	Heifers	Price Range	Average	Top
900-999	134.00-175.00	162.40	175.00	700-799	125.00-164.99	144.99	164.99
800-899	94.99-169.99	156.40	169.99	600-699	125.00-180.49	163.70	180.49
700-799	135.00-200.99	183.20	200.99	500-599	127.49-185.00	166.59	185.00
600-699	139.99-224.00	201.20	224.00	400-499	155.00-202.00	171.90	202.00
500-599	180.00-229.99	211.60	229.99				
400-499	157.00-252.00	213.09	252.00				

Stocker sale at **Ontario Livestock Exchange, March 2, 2022 - 670 stockers**

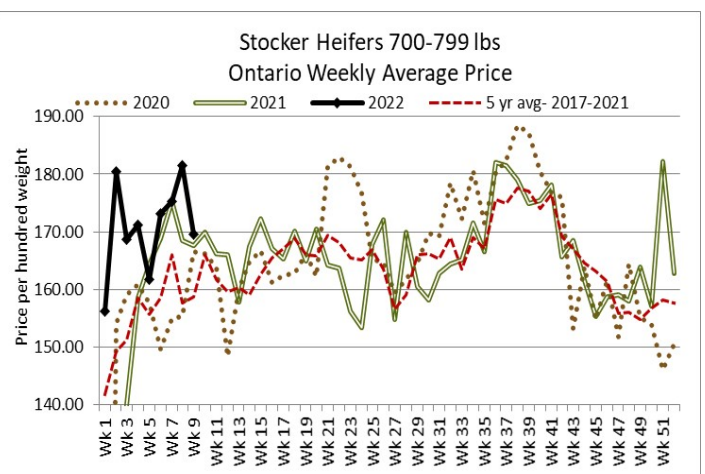
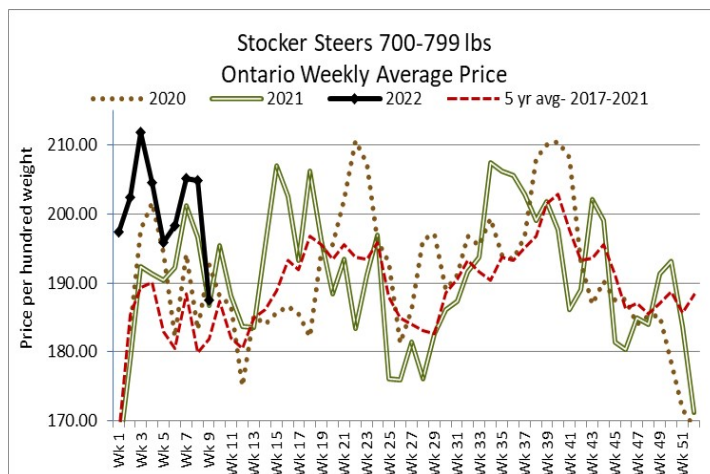
Steers	Price Range	Average	Top	Heifers	Price Range	Average	Top
1000+	178.00-198.00	190.11	198.00	900+	117.00-185.00	153.98	185.00
900-999	193.00-207.50	197.84	207.50				
800-899	179.00-201.00	190.52	201.00				

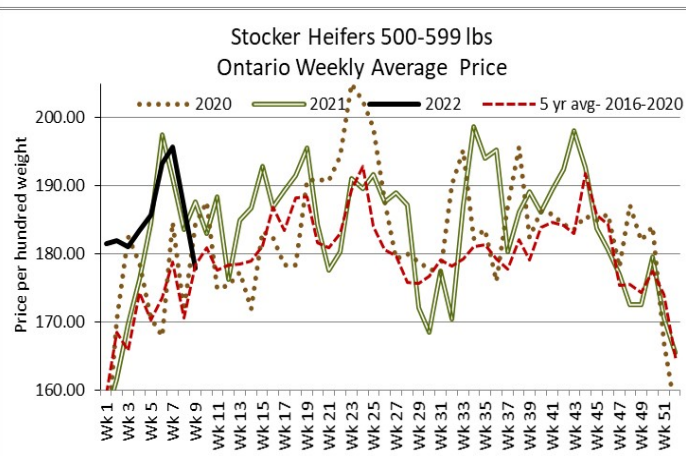
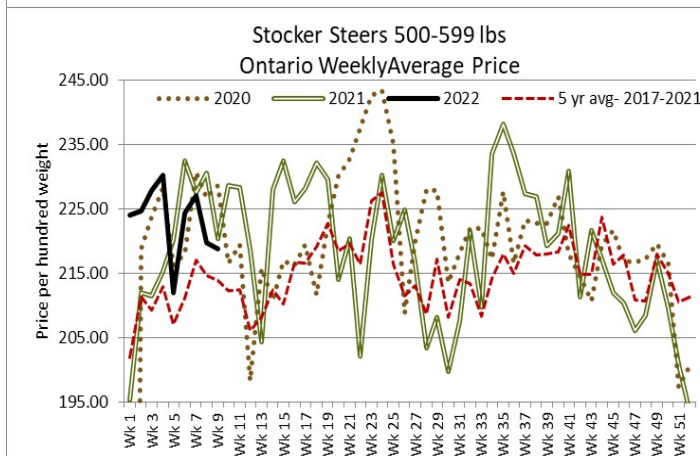
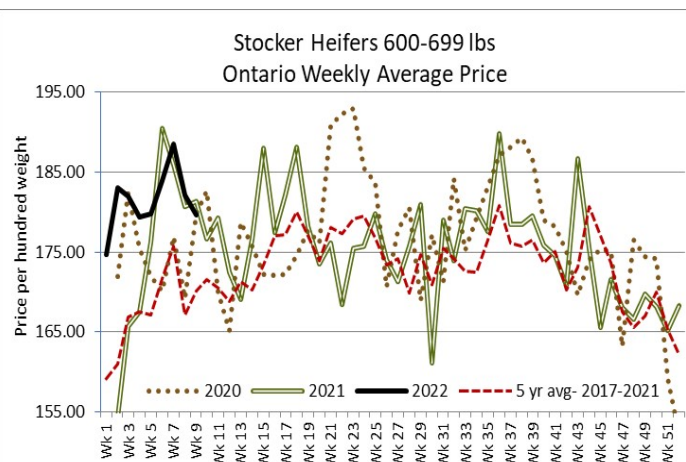
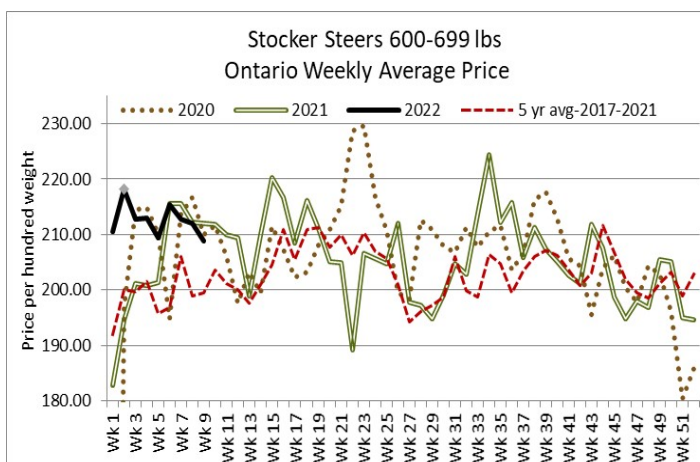
Stocker sale at **Ontario Livestock Exchange: March 3, 2022 – 230 Stockers**

Steers	Price Range	Average	Top	Heifers	Price Range	Average	Top
1000+	105.00-179.50	150.18	179.50	900+	142.50-172.00	157.97	172.00
900-999	130.00-178.00	159.38	184.00	800-899	105.00-170.00	157.00	170.00
800-899	150.00-192.00	169.56	192.00	700-799	132.50-165.00	141.25	165.00
700-799	90.00-195.00	155.28	195.00	600-699	160.00-210.00	198.13	210.00
600-699	170.00-200.00	184.35	200.00	500-599	142.50-205.00	173.50	205.00
				400-499	167.50-205.00	190.94	210.00

Stocker sale at **Ontario Stockyards Inc, March 3, 2022- 711 stockers**

Steers	Price Range	Average	Top	Heifers	Price Range	Average	Top
800-899	160.00-198.00	184.78	198.00	800-899	122.50-160.00	138.06	183.00
700-799	187.00-213.50	201.36	214.00	700-799	159.00-196.00	177.95	196.00
600-699	200.00-239.00	218.02	242.00	600-699	167.50-206.00	187.97	206.00
500-599	220.00-255.50	241.69	268.00	500-599	160.00-209.00	186.85	229.00
400-499	205.00-272.00	230.47	272.00	400-499	150.00-224.00	179.29	229.00
399-	220.00-255.00	227.50	255.00				





ONTARIO BRED COW SALES

Kawartha Lakes Community Sales Barn, February 26, 2022 - 84 Bred cows (prices are per head)

Exotic and Exotic X

British and British X

Top quality bred cows

\$2100

\$2575

Avg quality bred cows

\$1600

\$2000

Bred cows sold actively with lots of buyer interest.

WEEKLY LIVE CATTLE EXPORTS-ONTARIO

	Week ending Feb 12, 2022	Week ending Feb 5, 2022	Year to Date
Total live slaughter cattle exported from Ontario to the U.S.	2,341	2,318	14,240
Steers & Heifers & Cows	2,267	2,198	13,667
Bulls	74	120	573

FEDERALLY INSPECTED CANADIAN PROCESSING (Family Day Holiday Included)

	Week Ending Feb 26, 2022	# of hd change from week ago	YTD	% Change (Week Ago)	% Change (Year Ago)
Grand Total	61,828	-2,357	498,632	-4%	+1%
Western Slaughter	49,124	-611	390,815	-1%	+2%
Eastern Slaughter	12,704	-1,746	107,817	-12%	+0%

AVERAGE CARCASS WEIGHTS – CANADA

	Steers	Heifers
Feb 26, 2022	938	855
Feb 19, 2022	928	868
Feb 27, 2021	918	853

USDA ESTIMATED CATTLE PROCESSING VOLUME

	Week Ending March 5, 2022	Previous Week	Year Ago
Grand Total	658,000	647,000	666,000

QUEBEC ELECTRONIC AUCTION MARKET (F.O.B. THE FEEDLOT)

	Price	Change from Last Week
For the week ending March 3, 2022	296.50-297.50	+4.06

ALBERTA DIRECT TRADE

Alberta's direct trade: for the week ending March 3, 2022

Steers	Live FOB	162.50	Rail FOB	272.00-273.50
Heifers	Live FOB	N/T	Rail FOB	272.50-273.50

U.S. TRADE (U.S. funds)

The U.S. cash cattle trade: for the week ending March 3, 2022

Choice and Select Steers and Heifers:	Live	140.00-144.00
	Rail	222.00-229.00

U.S. BOXED BEEF CUT-OUT VALUES (U.S. funds)

	Choice 600-900	Select 600-900
Current Five Day Average	256.51	251.89

BEEF EXPORTS – CANADA

	United States	Change from last year YTD	Mexico	Change from last year YTD
	Jan 1- Dec 31/21		Jan 1- Dec 31/21	
Total	535,953 tonnes	+14% or +44,393 tonnes	23,396 tonnes	+54% or +8,241 tonnes
	Japan	Change from last year YTD	China	Change from last year YTD
	Jan 1- Dec 31/21		Jan 1- Dec 31/21	
Total	59,482 tonnes	+32% or +14,335 tonnes	20,045 tonnes	+92% or +9,622 tonnes

LIVE CATTLE – CANADA

IMPORTS		<i>Import % change from 2020 YTD</i>	EXPORTS		<i>Export % change from 2021 YTD</i>
<i>Jan 1- Jan 1- Dec 31/21</i>			<i>Jan 1- Feb 12/22</i>		
Pure bred	15,924	-	Slaughter steers & heifers & cows	62,048	+3%
Non-pure bred	385,559	+41%	Feeder cattle & calves	29,898	+386%
			Bulls	2,395	-21%

BEEF PRODUCTION – CANADA

	Jan 1 – Feb 19/22	Last Year Same Time	% Change
Fed	147,855 tonnes	148,028 tonnes	+0%
Non-fed	24,080 tonnes	22,731 tonnes	+6%

BEEF IMPORTS – CANADA

	Jan 1 – Feb 19/22	Last Year Same Time	% Change
United States	12,281 tonnes	14,466 tonnes	-15%
Non-CUSMA	3,574 tonnes	7,416 tonnes	-52%
EU-28 (beef/veal total)	1,507 tonnes	1,770 tonnes	-15%
Total	19,641 tonnes	24,879 tonnes	-21%

CHICAGO MERCANTILE EXCHANGE

Closing quotes on futures today were as follows:

Live Cattle			Feeder Cattle			Corn			Soybeans			Canadian \$		
Apr	135.77	-2.57	Mar	153.12	-3.22	Mar	7.564	+5.2	Mar	16.762	-4.0	Spot	78.49	-0.36
Jun	132.52	-2.62	Apr	157.25	-3.27	May	7.542	+6.4	May	16.604	-7.2	Mar	78.48	-0.37
Aug	134.15	-1.50	May	162.35	-3.15	Jul	7.212	+17.6	Jul	16.330	+0.2	Jun	78.49	-0.35
Oct	141.62	-1.22	Aug	176.10	-2.62	Sep	6.614	+29.6	Aug	15.682	-9.2	Sep	78.47	-0.34
Dec	146.75	-1.35	Sep	179.25	-2.27	Dec	6.294	+17.4	Sep	14.904	-6.4	Dec	78.44	-0.33
Feb	149.95	-1.15	Oct	181.55	-2.12	Mar	6.214	+10.2	Nov	14.502	-3.6	Mar	78.43	-0.32

Beef Farmers of Ontario, 130 Malcolm Road, Guelph, ON N1K 1B1 Phone: (519) 824-0334 Fax: (519) 824-9161 or email: markets@ontariobeef.com

ONTARIO STOCKER & FEEDER TRADE SPECIAL FALL SALES

Mar 11	11:00 am	Community Livestock Exchange	Quinte Cattlemen's Stocker Sale
Mar 12	12:00 pm	Ontario Stockyards Inc	Bred Cow Sale
Mar 16	10:00 am	Kawartha Lakes Community Sales Barn	Special Stocker Sale
Mar 22	11:00 am	Ontario Stockyards Inc	All Vaccinated Stocker Sale
Mar 26	11:00 am	Denfield Livestock Exchange	Vaccinated Calves & Yearlings

Comments for the week ending March 3rd

317 fed steers and heifers sold through auction markets this week up 61 head from last week but 104 fewer than this time last year. Fed steers ranged from \$160.56-\$176.42 averaging \$169.08 up \$3.77 from last week and \$28.98 above year ago prices. Fed heifers sold from \$162.69-\$175.32 averaging \$167.65 up \$0.80 from the week before and \$30.49 stronger than last year at this time. Auction markets reported trade as active at steady prices with a few fancy cattle bringing a premium. By mid-week, trade was steady to \$1.00 cwt easier and ended the week holding firm.

The Ontario railgrade market continued to trade sideways at \$290.00 dressed for steers and heifers from \$289.00-\$290.00 cwt which is steady for nine straight weeks. The cattle sold this week were reported for delivery the week of March 14th to start but as the week progressed, delivery was noted for the week of March 21st. This week's average price is \$49.00 cwt higher than this time last year.

Statistics Canada released the January 1st Cattle Inventory this week and looking at Ontario numbers, fed steers on Ontario farms as of Jan 1, 2022 total 250,800 head, up 2.9% from Jan 1, 2021 and 2.3% more than in 2020. However, steer volumes on Jan 1, 2022 are the third lowest since 2014. Heifer volumes held fully steady to Jan 1, 2021 at 142,000 head but were up 12.3% from Jan 1, 2020. 2021 and 2022 volumes are the highest since 2012. Beef cow volumes reported on Ontario farms continue to decline with the Jan 1, 2022 volume at 234,600 head, down 2.6% from 2021 and 5.8% below Jan 1, 2020. The Jan 1, 2022 volume of beef cows is the lowest January 1st inventory since 1951. Replacement heifer volumes on Ontario farms as of Jan 1, 2022 total 42,500 up 5.2% from 2021 and 1% more than in 2020 and is the highest January 1st inventory since 2016. The Ontario inventory of calves under 1 year of age as of Jan 1, 2022 is reported at 458,700 head, up 5.1% from Jan 1, 2021 and 11% more than 2020 and is the largest January 1st inventory since 2013.

Lighter receipts of fed/cull cows sold through auction markets this week at 2,101 head, down 151 from last week and 845 fewer than the same time last year. Cows sold from \$71.53-\$104.47 averaging \$85.73 up \$5.08 from last week and \$17.27 stronger than year ago prices. Auction markets reported a good demand with active trading and prices steady to higher, up \$10.00-\$15.00 cwt in spots. By Thursday trade was reported as \$3.00-\$5.00 cwt higher on a good demand. In the mix this week there were a few more beef cows sold than last week, with prices averaging \$93.26 up \$4.09 from the previous week's beef cow weighted average prices.

Lighter receipts of stocker and feeder cattle were under some pressure this week as feed prices soar. There were 3,231 head sold through auction markets up 133 head but 131 fewer than last year at this time. Auction markets reported calves as steady with quality considered and second cut calves trading easier. By week's end steers and good quality heifer calves were fully steady with plainer heifers selling easier. Yearlings were noted as steady to easier to start but by mid week trade was reported as stronger on the steers. Actual average prices this week saw steers 400-500 lbs down \$23.59, 500-600 lbs down \$0.99, 600-700 lbs down \$3.27, 700-800 lbs down \$17.22, 800-900 lbs down \$10.38, 900-1000 lbs down \$2.89 with steers 1000 lbs and over averaging \$1.84 stronger. Heifers 400-500 lbs were down by \$12.29 on average, 500-600 lbs down \$8.87, 600-700 lbs down \$2.47, 700-800 lbs down \$12.00, 800-900 lbs down \$11.65 and heifers 900 lbs and over averaged \$6.15 lower than last week's weighted average prices.

The Quebec electronic market this week ranged from \$296.50-\$297.50 dressed on a picked-up basis, up \$4.06 from the previous week's average prices. Sales were reported to Quebec plants.

Alberta direct trade this week was light with prices steady to \$1.00 cwt stronger notes Canfax with dressed sales from \$274.00-\$275.00 delivered, mainly \$275.00 with a few live deals at \$162.50 on a picked-up basis. Canfax reports: "Competition on the cash market is better than it has been, so far, all three western Canadian packers have bought cattle. US buying interest continues to be non-existent. Cattle that traded this week were being scheduled for the week of April 4th delivery. Tentatively this is the highest fed cattle prices have been all year."

The U.S. cash cattle trade for the week ending February 25th was moderate in volume with prices in the south ranging from \$138.00-\$142.00 live, mainly \$141.00-\$142.00 which is steady to the previous week's southern deals. In the north business ranged from \$143.00-\$145.00 live and \$224.00-\$229.00 dressed, mainly \$227.00 up \$1.00 from the previous week's trade. Overall average prices for the week reported by the USDA Mandatory Price Report saw live steers average \$143.22 up \$0.86 while heifers averaged \$142.74 up \$0.56. On the rail, steers averaged \$227.13 dressed, up \$1.09 on average while heifers averaged \$226.83 up \$0.47.

This week the US cash cattle trade was light to moderate on Wednesday and light on Thursday in all feeding states with live prices in the south from \$140.00-\$141.00 live, down \$1.00-\$2.00 cwt from last week's sales. In the north trade was reported from \$140.00-\$144.00 live down \$2.00 cwt, and \$222.00-\$229.00 dressed, majority at \$225.00 also down \$2.00 cwt from last week. Some light clean-up trade is still possible but it appears the bulk of business is completed.