



Weekly Market Information Report for the week ending Thursday March 17, 2022

The following information is collected from various sources and disseminated by Beef Farmers of Ontario.

ONTARIO DIRECT TO PACKER RAILGRADE CATTLE TRADE

Prices are on a carcass weight basis before grade and weight discounts. Weekly Range:

A Grade Steers	290.00 (few 293.00)
A Grade Heifers	290.00

ONTARIO LIVE CATTLE TRADE

Ontario auction sales this week saw weighted average price ranges for:

FED CATTLE	Volume	Price Range	Average	Top	Last Week Avg
Large Frame Steers +1250	87	165.57-177.13	171.70	186.00	169.23
Medium Frame Steers +1250	97	162.29-175.93	168.78	188.00	167.34
Large & Medium Frame Steers +1250	184	165.20-176.69	170.55	188.00	168.13
Large Frame Heifers +1000	92	163.91-173.89	171.39	186.00	167.00
Medium Frame Heifers +1000	114	156.04-171.45	164.81	180.00	168.16
Large & Medium Frame Heifers +1000	206	160.74-173.20	168.38	186.00	167.68
Fed steers, Dairy & Dairy Cross +1250	83	126.87-149.50	136.88	173.50	132.38
Fed heifers, Dairy & Dairy Cross +1000	175	96.62-136.06	117.29	165.00	119.44
Cows - All Weights	2,175	79.49-111.75	94.03	142.00	92.21
Bulls - All Weights	115	106.54-133.37	119.46	156.00	116.69

STOCKERS - Large and Medium Frame

STEERS	Volume	Price Range	Average	Top	Last Week Avg
1000+	561	175.71-197.14	187.97	201.00	188.65
900-999	372	181.81-197.15	193.16	205.00	193.10
800-899	361	169.35-205.82	194.82	229.00	191.89
700-799	468	178.71-216.06	202.19	228.50	202.66
600-699	449	170.90-231.10	207.92	250.00	212.89
500-599	301	178.40-249.89	221.21	293.00	222.23
400-499	124	186.63-250.28	224.22	281.00	205.95
-399	30	156.18-225.90	187.33	264.00	190.84

STOCKERS - Large and Medium Frame

HEIFERS	Volume	Price Range	Average	Top	Last Week Avg
+900	169	159.22-177.59	170.98	185.50	172.81
800-899	143	144.19-172.05	162.00	189.50	168.91
700-799	279	155.30-182.75	172.12	225.00	171.28
600-699	386	151.89-198.19	176.69	239.00	179.87
500-599	271	146.63-205.87	180.30	224.50	193.28
400-499	66	149.54-196.09	174.09	228.00	189.44
300-399	30	143.27-182.07	161.66	223.00	195.15
-299	6	163.33-166.67	165.00	210.00	149.00

At Kawartha Lakes Community Sale Barn: March 12, 2022 – 266 cows, 7 bulls, 28 veal, 13 stockers, 4 Fed Cattle

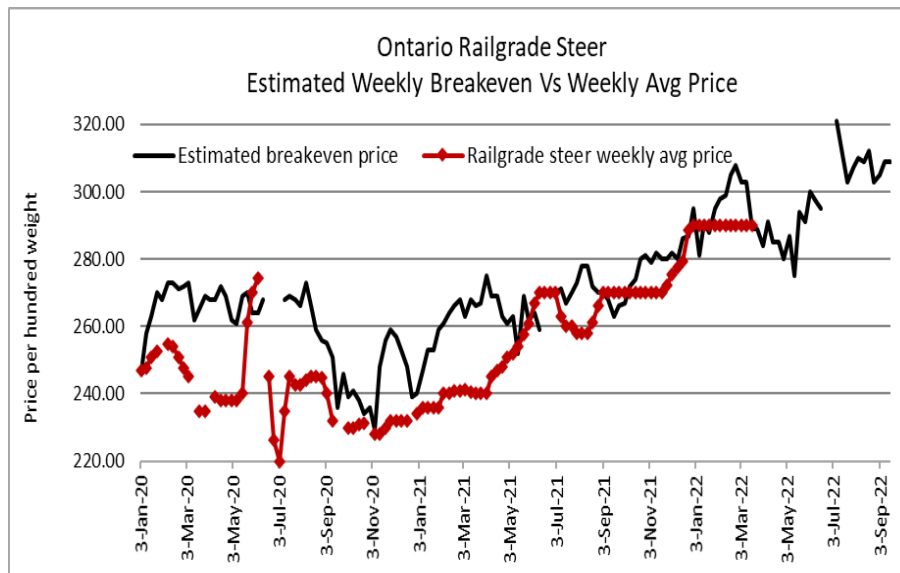
	Price Range	Avg.	Top
Cows	84.00-113.00	94.32	135.00
Bulls under 1600 lbs	110.00-111.00	110.53	111.00
Bulls over 1600 lbs	90.00-123.00	109.90	123.00
Veal 600 lbs +	130.00-185.00	139.96	185.00
Veal 125 lbs or less	130.00-450.00	230.21	450.00

Denfield Livestock Exchange Inc., March 15, 2022: 203 Fed Cattle, 41 Veal, 73 Cows, 1 stocker, 3 bulls

	Price Range	Average	Top
Large & Medium Frame Fed Steers +1250 lbs	168.00-180.00	172.96	188.00
Large & Medium Frame Fed Heifers +1000 lbs	170.00-175.25	172.97	186.00
Cows	79.00-112.00	93.21	118.50
Veal calves 600 lbs +	148.00-157.50	153.66	158.50

At Aylmer Stockyards Inc.: March 16, 2022 – 27 veal, 187 Cows, 54 fed cattle, 10 stockers, 7 bulls

	Price Range	Average	Top
Fed Heifers, Dairy & Dairy Cross 1000 lbs +	79.00-150.00	122.79	150.00
Cows	65.00-136.49	98.39	136.49
Veal over 600 lbs	78.00-159.00	124.70	159.00



The information provided on this report is based on weighted averages for actual data collected. Input costs are a guideline only and will vary from producer to producer. BFO does not take any responsibility and accepts no legal liability arising from or connected to damages or losses experienced by producers when using this information. This is to be used at your own risk.

ONTARIO STOCKER & FEEDER TRADE

Stocker sale at Brussels Livestock: March 11, 2022 – 1,118 Stockers

Steers	Price Range	Average	Top	Heifers	Price Range	Average	Top
1000+	178.00-200.50	189.89	200.50	900+	166.50-182.50	175.74	185.50
900-999	193.50-205.00	201.01	205.00	800-899	156.50-184.25	173.16	189.50
800-899	185.00-214.00	201.10	229.00	700-799	173.00-193.00	183.94	193.00
700-799	191.00-217.75	206.45	217.75	600-699	171.00-193.00	179.59	198.00
600-699	174.00-213.50	196.36	228.00	500-599	165.00-205.00	185.49	224.50
500-599	187.50-240.00	211.61	252.00	400-499	187.00-211.00	196.00	211.00
400-499	178.00-263.50	241.23	263.50	300-399	170.00-223.00	192.81	223.00
399-	203.00-264.00	233.50	264.00				

Stocker sale at: Community Livestock Exchange: March 15, 2022 – 126 Stockers

Steers	Price Range	Average	Top	Heifers	Price Range	Average	Top
800-899	155.00-193.99	188.99	193.99	700-799	144.99-164.99	156.00	164.99
700-799	144.99-192.50	172.99	192.50	600-699	150.00-194.99	169.70	194.99
600-699	142.50-229.00	197.70	229.00	500-599	122.50-216.00	178.20	216.00
500-599	160.00-256.99	217.70	256.99	400-499	130.00-216.99	190.50	216.99
400-499	187.50-239.99	225.00	239.99				

Stocker sale at: **Renfrew Pontiac Livestock: March 15, 2021 – 366 Stockers**

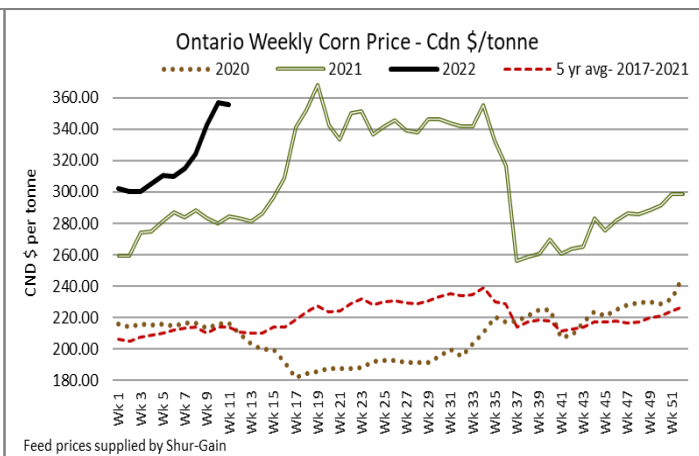
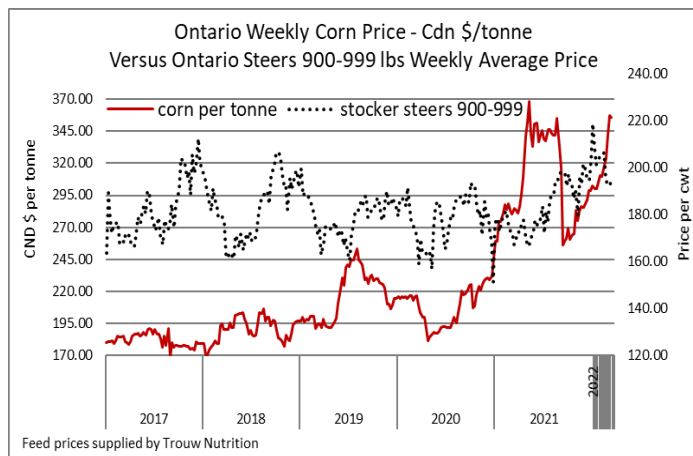
Steers	Price Range	Average	Top	Heifers	Price Range	Average	Top
1000+	108.00-139.99	120.79	139.99	800-899	107.49-162.99	156.20	162.99
900-999	155.00-191.99	186.09	191.99	700-799	153.00-183.00	171.70	183.00
800-899	125.00-202.99	192.90	202.99	600-699	119.99-194.99	166.30	194.99
700-799	152.49-211.50	195.50	211.50	500-599	117.50-212.50	169.50	212.50
600-699	130.00-233.99	203.50	233.99	400-499	127.49-155.00	135.89	155.00
500-599	155.00-254.99	220.50	254.99				
400-499	139.99-243.99	207.90	243.99				

Stocker sale at **Ontario Livestock Exchange: March 17, 2022 – 260 Stockers**

Steers	Price Range	Average	Top	Heifers	Price Range	Average	Top
1000+	144.00-152.00	148.03	157.00	900+	122.50-159.50	147.29	159.50
900-999	150.00-152.00	151.14	152.00	800-899	127.50-137.50	132.50	137.50
800-899	162.50-200.00	191.34	200.00	700-799	131.00-142.50	136.54	160.00
700-799	165.00-182.50	173.93	182.50	600-699	140.00-187.50	167.17	187.50
600-699	155.00-215.00	188.47	215.00				
500-599	165.00-230.00	200.86	230.00				
400-499	165.00-170.00	167.22	170.00				
399-	180.00-200.00	185.00	200.00				

Stocker sale at **Ontario Stockyards Inc, March 17, 2022- 704 stockers**

Steers	Price Range	Average	Top	Heifers	Price Range	Average	Top
800-899	157.50-194.00	181.32	194.00	800-899	155.00-161.00	160.03	163.00
700-799	175.00-222.50	206.61	226.00	700-799	150.00-188.00	173.02	225.00
600-699	200.00-244.00	220.46	250.00	600-699	151.00-185.00	171.81	191.00
500-599	207.50-262.50	242.80	262.50	500-599	151.00-198.00	175.85	199.00
400-499	200.00-267.50	236.54	267.50	400-499	150.00-187.50	163.95	202.50
399-	150.00-230.00	193.75	230.00	300-399	150.00-177.00	159.68	177.00



ONTARIO STOCKER & FEEDER TRADE SPECIAL STOCKER SALE

Stocker sale at **Community Livestock Exchange: March 11, 2022 – 469 Stockers- Quinte Cattlemen's Sale**

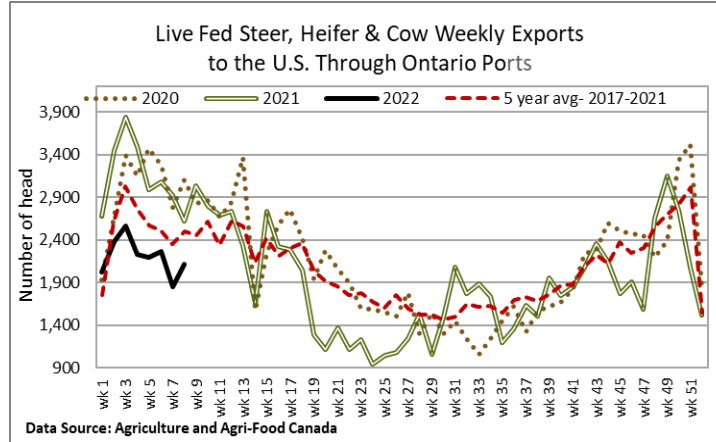
Steers	Price Range	Average	Top	Heifers	Price Range	Average	Top
1000+	154.00-190.99	189.79	190.99	900+	154.00-165.99	163.90	165.99
900-999	169.99-194.99	191.10	194.99	800-899	138.99-172.99	155.80	172.99
800-899	155.00-210.00	194.39	210.00	700-799	140.99-186.00	173.79	186.00
700-799	184.00-228.50	212.19	228.50	600-699	139.99-239.00	187.20	239.00
600-699	169.99-247.99	228.20	247.99	500-599	147.50-222.00	195.30	222.00
500-599	182.49-254.00	240.39	254.00	400-499	135.00-225.00	205.69	225.00
400-499	217.49-281.00	251.29	281.00	300-399			

Demand was strong, generally, with extra strength in the lighter weight steer categories. There were 36 consignors and 18 purchasing buyers.

ONTARIO BRED COW SALES

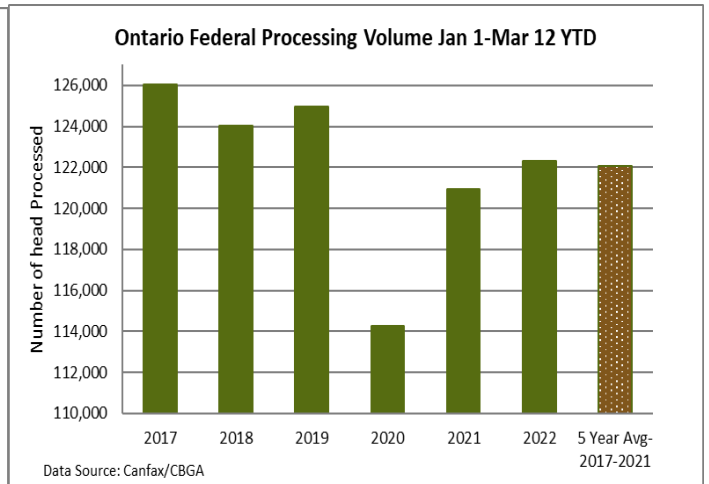
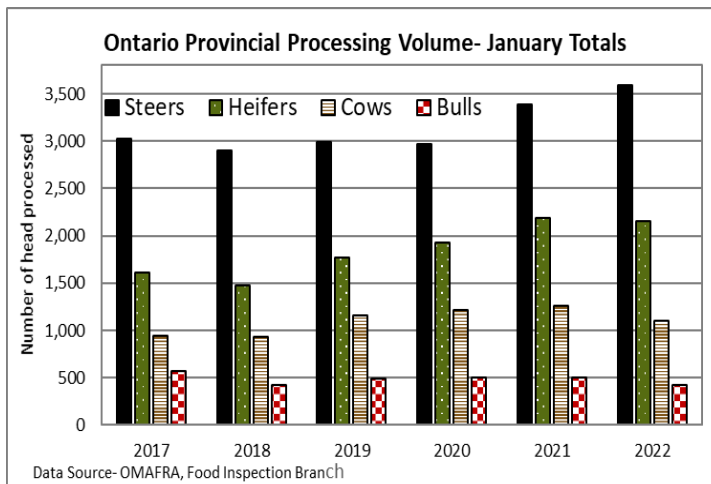
Ontario Stockyards Inc, March 12, 2022- 260 Bred cows, 23 Cow calf pairs (prices are per head & per pair)

	Exotic and Exotic X	British and British X
Top quality bred cows	N/T	\$1800-\$2400
Avg quality bred cows	N/T	\$1450-\$1800
Top quality cow/calf pairs	N/T	N/T
Avg quality cow/calf pairs	N/T	\$1800-\$2400
Cows sold on a steady market.		



WEEKLY LIVE CATTLE EXPORTS-ONTARIO

	Week ending Feb 26, 2022	Week ending Feb 19, 2022	Year to Date
Total live slaughter cattle exported from Ontario to the U.S.	2,200	1,951	189,391
Steers & Heifers & Cows	2,117	1,857	17,641
Bulls	83	94	750



FEDERALLY INSPECTED CANADIAN PROCESSING

	Week Ending Mar 12, 2022	# of hd change from week ago	YTD	% Change (Week Ago)	% Change (Year Ago)
Grand Total	63,023	-5,242	629,920	-8%	+2%
Western Processing	49,174	-4,769	493,932	-9%	+2%
Eastern Processing	13,849	-473	135,988	-3%	+0%

AVERAGE CARCASS WEIGHTS – CANADA

	Steers	Heifers
Mar 12, 2022	927	846
Mar 5, 2022	924	861
Mar 13, 2021	923	857

USDA ESTIMATED CATTLE PROCESSING VOLUME

	Week Ending March 19, 2022	Previous Week	Year Ago
Grand Total	644,000	644,000	629,000

QUEBEC ELECTRONIC AUCTION MARKET (F.O.B. THE FEEDLOT)

	Price	Change from Last Week
For the week ending March 17, 2022	297.00-298.75	+4.13

ALBERTA DIRECT TRADE

Alberta's direct trade: for the week ending March 17, 2022

Steers	Live FOB	161.75	Rail FOB	272.50-273.50
Heifers	Live FOB	N/T	Rail FOB	272.00-273.50

U.S. TRADE (U.S. funds)

The U.S. cash cattle trade: for the week ending March 17, 2022

Choice and Select Steers and Heifers:	Live	136.00-141.00
	Rail	220.00-225.00

U.S. BOXED BEEF CUT-OUT VALUES (U.S. funds)

	Choice 600-900	Select 600-900
Current Five Day Average	256.65	249.77

BEEF EXPORTS – CANADA

	United States	Change from last year YTD	Mexico	Change from last year YTD
	<i>Jan 1- Jan 31/2022</i>		<i>Jan 1- Jan 31/2022</i>	
Total	27,939 tonnes	+12% or +3,067 tonnes	2,179 tonnes	-14% or -347 tonnes
	Japan	Change from last year YTD	Viet Nam	Change from last year YTD
	<i>Jan 1- Jan 31/2022</i>		<i>Jan 1- Jan 31/2022</i>	
Total	6,272 tonnes	+46% or +1,964 tonnes	1,320 tonnes	+74% or +563 tonnes

LIVE CATTLE – CANADA

IMPORTS		<i>Import % change from 2020 YTD</i>	EXPORTS		<i>Export % change from 2021 YTD</i>
<i>Jan 1- Jan 31/2022</i>			<i>Jan 1- Feb 26/22</i>		
Pure bred	924	-	Slaughter steers & heifers & cows	81,555	+0%
Non-pure bred	20,753	-24%	Feeder cattle & calves	47,897	+418%
			Bulls	3,538	-13%

BEEF PRODUCTION – CANADA

	Jan 1 – Mar 5/22	Last Year Same Time	% Change
Fed	193,333 tonnes	191,067 tonnes	+1%
Non-fed	30,379 tonnes	29,545 tonnes	+3%

BEEF IMPORTS – CANADA

	Jan 1 – Mar 5 /22	Last Year Same Time	% Change
United States	16,389 tonnes	18,310 tonnes	-10%
Non-CUSMA	4,986 tonnes	10,654 tonnes	-53%
EU-27 (beef/veal total)	2,302 tonnes	2,246 tonnes	+3%
Total	26,379 tonnes	32,752 tonnes	-19%

CHICAGO MERCANTILE EXCHANGE

Closing quotes on futures **today** were as follows:

Live Cattle			Feeder Cattle			Corn			Soybeans			Canadian \$		
Apr	140.50	+1.02	Mar	157.00	+0.45	May	7.416	-12.6	May	16.680	-0.4	Spot	79.35	+0.25
Jun	137.07	+1.15	Apr	162.32	+1.22	Jul	7.126	-6.2	Jul	16.456	-1.4	Jun	79.36	+0.26
Aug	137.60	+0.95	May	167.45	+1.57	Sep	6.646	-2.6	Aug	16.022	-2.0	Sep	79.35	+0.26
Oct	144.20	+0.40	Aug	180.70	+1.40	Dec	6.454	+0.4	Sep	15.194	-3.2	Dec	79.34	+0.27
Dec	149.75	+0.45	Sep	183.07	+1.20	Mar	6.464	+1.2	Nov	14.666	-2.4	Mar	79.33	+0.27
Feb	152.65	+0.57	Oct	184.80	+1.32	May	6.472	+1.6	Jan	14.564	-0.6	Jun	79.33	+0.27

Beef Farmers of Ontario, 130 Malcolm Road, Guelph, ON N1K 1B1 Phone: (519) 824-0334 Fax: (519) 824-9101 or email: markets@ontariobeef.com

ONTARIO STOCKER & FEEDER TRADE SPECIAL SPRING SALES

Mar 19	2:00 pm	Maple Hill Auctions	Rollin Acres Charolais Bull Sale
Mar 22	11:00 am	Ontario Stockyards Inc	All Vaccinated Stocker Sale
Mar 25	5:00 pm	Keady Livestock Market	Bred Cow & Heifer Sale
Mar 25	6:00 pm	Maple Hill Auctions	Commercial Bred Cow Sale
Mar 26	11:00 am	Denfield Livestock Exchange	Vaccinated Calves & Yearlings
Mar 30	12:30 pm	Aylmer Stockyards Inc	Special Stocker Sale
Mar 30	1:00 pm	Vankleek Hill Livestock Exchange	Special Stocker Sale
Mar 30	7:00 pm	Cargill Auction Market	Special Stocker Sale- All Breeds
Apr	7:00 pm	Maple Hill Auctions	Special Stocker Sales Begin in April
Apr 2	2:00 pm	Keady Livestock Market	Saunders Annual Charolais Bull Sale
Apr 9	11:00 am	Denfield Livestock Exchange	Vaccinated Calves & Yearlings

Comments for the week ending March 17th

390 fed steers and heifers sold through auction markets this week up 72 from last week but 86 fewer than the same time last year. Fed steers sold from \$165.20-\$176.69 averaging \$170.55 up \$2.42 from last week's weighted average price and \$29.76 above year ago pricing. Fed heifers ranged from \$160.74-\$173.20 averaging \$168.38 up \$0.70 from the week before and \$29.65 stronger than last year at this time. Auction markets reported trade as active with prices barely steady to \$1.00-\$2.00 stronger to start. As the week progressed, trade was steady mid-week and ended the week \$2.00 cwt higher

The Ontario railgrade market this week was light with prices fully steady. Steers were reported mostly at \$290.00 dressed for delivery the week of March 28th, with a couple selling at \$293.00 for next week delivery. Heifers sold at \$290.00 dressed on limited volumes, with delivery also for the week of March 28th. This week's average price is up \$49.50 cwt from last year at this time.

About steady receipts of cull cows continued to trend higher again this week with 2,175 head sold through auction markets down 37 from last week and 224 fewer than this time last year. Cows sold from \$79.49-\$111.75 averaging \$94.03 up \$1.82 from last week and \$26.71 stronger than year ago prices. This week's average price is the highest since June 2017. Beef cow volumes were up slightly from last week averaging \$98.69 cwt, up \$1.01 from last week's weighted average beef cow price. Auction markets reported active trading on a good demand with prices steady to very strong.

Slightly larger volumes of stocker and feeder cattle sold through auction markets this week at 4,016 head, up 70 from last week but 702 fewer than last year at this time. Auction markets reported calves as active at steady prices, with grass types selling higher. Medium quality calves were steady with quality considered. Yearlings were reported as active at steady prices also. Actual average prices saw steers 400-500 lbs up \$18.27 from last week on average, 500-600 lbs down \$1.02, 600-700 lbs down \$4.97, 700-800 lbs down \$0.47, 800-900 lbs up \$2.84, 900-1000 lbs up \$0.06 and steers 1,000 lbs and over averaged \$0.68 easier than last week's prices. Heifers from 300-400 lbs were down \$33.49 on average but on light receipts, 400-500 lbs

down \$15.35, 500-600 lbs down \$12.08, 600-700 lbs down \$3.18, 700-800 lbs up \$0.84, 800-900 lbs down \$6.91 and heifers 900 lbs plus averaged \$1.83 lower than last week's weighted average price.

The Quebec electronic market this week ranged from \$297.00-\$298.75 dressed on a picked-up basis, up \$4.13 from the previous week's average prices. Volumes were reported as limited with all sales going to Quebec plants.

Alberta direct trade was light this week with Canfax noting the bulk of trade this week from \$274.00-\$275.00 delivered on a dressed basis, steady to \$3.00 cwt stronger than last week's prices but around \$1.00 stronger on average. Canfax reports: "This is the second week in a row one packer has not been bidding on fed cattle and will be the second week in a row cattle will be carried over. Inventory wise, feedlots are not gaining currentness and we will continue to deal with big cattle."

The U.S. cash cattle trade for the week ending March 11th was light to moderate with prices easing lower. The USDA Mandatory Price Report listed live sales for the week ranging from \$136.00-\$141.00, with steers averaging \$138.30 down \$2.31 from the previous week, while heifers averaged \$138.14 down \$2.68. On the rail trade was reported from \$21.00-\$222.00 dressed, with steers averaging \$220.11 down \$4.40 and heifers \$220.01 down \$4.64.

This week the US cash cattle trade was light to moderate on Wednesday and Thursday with prices in the south mainly \$138.00 live which is fully steady to last week. In the north a few deals have been reported on a live basis from \$138.00-\$141.00, steady to a touch stronger but the bulk of trade was on a dressed basis with sales from \$220.00-\$225.00, mainly \$221.00-\$222.00 up \$1.00-\$2.00 from last week. Some clean up trade is possible but it appears the bulk of trade has been completed.