



Weekly Market Information Report for the week ending Thursday March 24, 2022

The following information is collected from various sources and disseminated by Beef Farmers of Ontario.

ONTARIO DIRECT TO PACKER RAILGRADE CATTLE TRADE

Prices are on a carcass weight basis before grade and weight discounts. Weekly Range:

A Grade Steers	290.00 (few 293.00)
A Grade Heifers	289.00-290.00

ONTARIO LIVE CATTLE TRADE

Ontario auction sales this week saw weighted average price ranges for:

FED CATTLE	Volume	Price Range	Average	Top	Last Week Avg
Large Frame Steers +1250	139	167.51-178.11	173.66	192.00	171.70
Medium Frame Steers +1250	95	162.05-173.95	169.39	205.00	168.78
Large & Medium Frame Steers +1250	234	165.10-177.26	172.08	205.00	170.55
Large Frame Heifers +1000	111	165.69-174.90	171.48	195.00	171.39
Medium Frame Heifers +1000	140	160.03-173.62	168.35	188.50	164.81
Large & Medium Frame Heifers +1000	251	163.16-174.69	170.16	195.00	168.38
Fed steers, Dairy & Dairy Cross +1250	86	122.56-145.81	136.50	155.00	136.88
Fed heifers, Dairy & Dairy Cross +1000	125	96.55-139.06	118.88	168.50	117.29
Cows - All Weights	2,265	79.98-110.22	94.30	160.00	94.03
Bulls - All Weights	121	108.12-132.40	121.06	165.00	119.46

STOCKERS - Large and Medium Frame

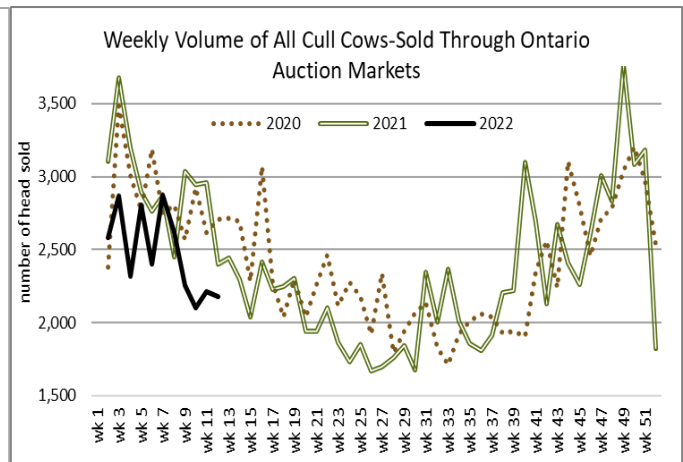
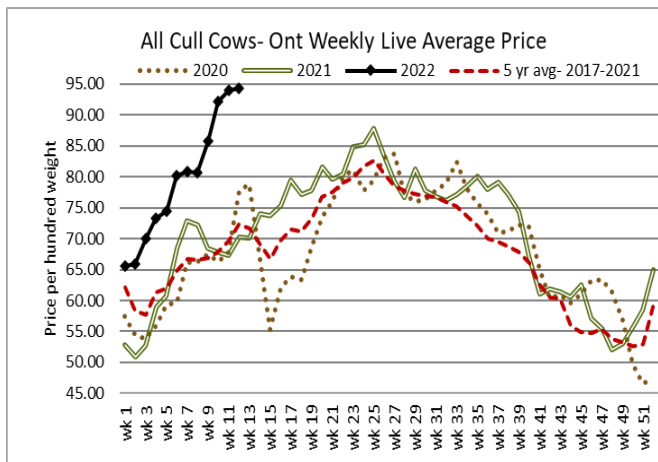
STEERS	Volume	Price Range	Average	Top	Last Week Avg
1000+	610	163.98-193.90	177.71	199.50	187.97
900-999	513	173.57-198.74	186.09	212.25	193.16
800-899	323	174.35-198.30	189.47	213.00	194.82
700-799	449	179.72-212.90	200.11	225.00	202.19
600-699	511	188.85-234.25	216.36	246.00	207.92
500-599	304	200.47-249.24	230.50	274.00	221.21
400-499	140	180.84-248.17	218.95	270.99	224.22
-399	39	138.32-205.52	167.34	267.50	187.33

STOCKERS - Large and Medium Frame

HEIFERS	Volume	Price Range	Average	Top	Last Week Avg
+900	202	153.62-181.81	166.69	194.50	170.98
800-899	176	152.82-182.29	171.70	195.00	162.00
700-799	407	167.65-193.56	185.24	205.00	172.12
600-699	363	162.55-202.53	187.52	215.50	176.69
500-599	327	155.44-214.41	192.17	243.00	180.30
400-499	150	154.77-208.53	184.19	250.00	174.09
300-399	22	131.55-175.73	161.19	225.00	161.66
-299	7	130.43-179.00	146.86	230.00	165.00

At Kawartha Lakes Community Sale Barn: March 19, 2022 – 199 cows, 13 bulls, 51 veal, 51 stockers, 65 Fed Cattle

	Price Range	Avg.	Top
Fed steers, large & medium frame 1250 lbs +	167.00-174.50	172.78	174.50
Cows	86.00-119.00	99.48	127.00
Bulls over 1600 lbs	121.00-145.00	131.75	145.00
Veal 600 lbs +	116.00-140.00	125.23	140.00
Veal 125 lbs or less	195.00-340.00	226.00	340.00

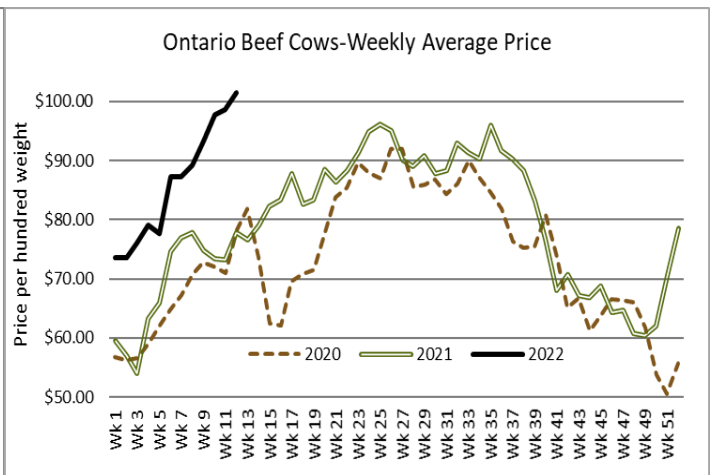
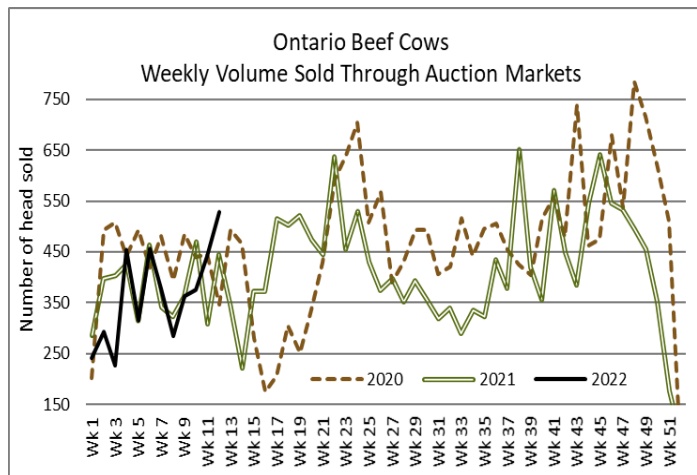


Denfield Livestock Exchange Inc., March 22, 2022: 269 Fed Cattle, 19 Veal, 69 Cows, 3 stockers, 4 bulls

	Price Range	Average	Top
Large & Medium Frame Fed Steers +1250 lbs	166.00-182.00	174.11	205.00
Large & Medium Frame Fed Heifers +1000 lbs	170.00-177.00	173.75	195.00
Cows	85.00-113.00	96.85	131.00
Veal calves 600 lbs +	152.00-157.50	154.94	157.50

At Aylmer Stockyards Inc.: March 16, 2022 – 13 veal, 187 Cows, 29 fed cattle, 19 stockers, 2 bulls

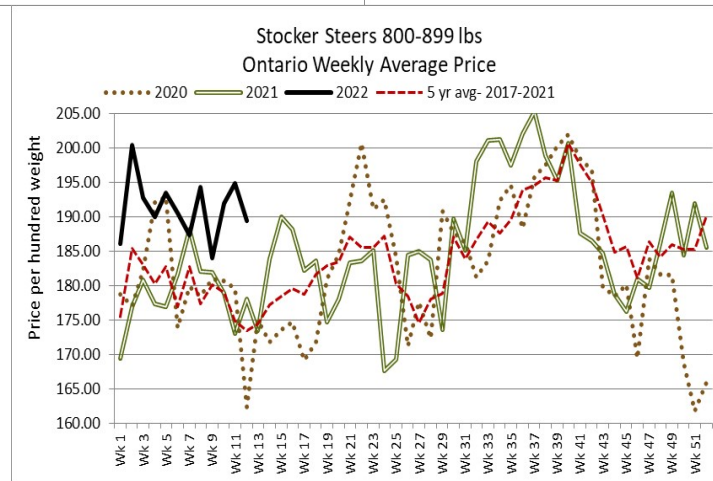
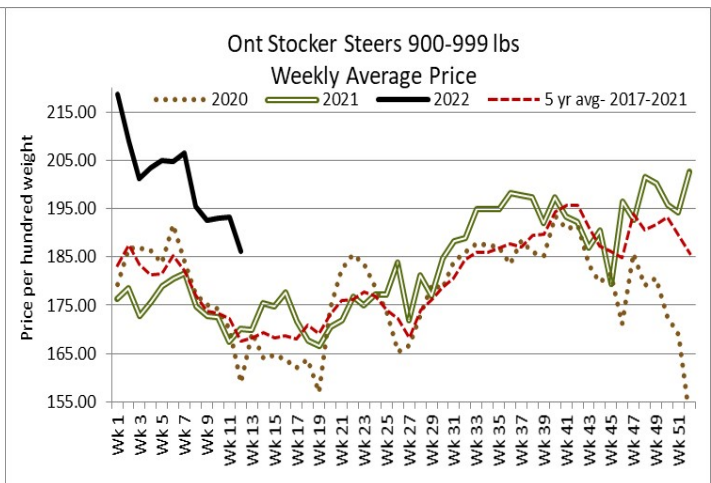
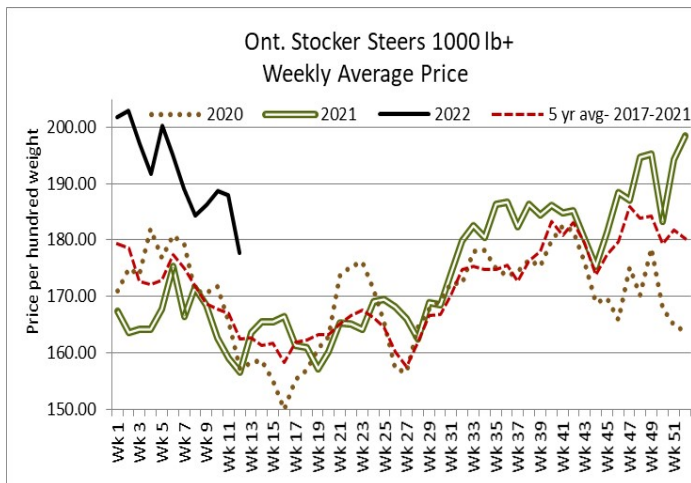
	Price Range	Average	Top
Fed Heifers, Dairy & Dairy Cross 1000 lbs +	83.99-141.50	120.90	141.50
Cows	69.99-130.00	98.59	156.00
Veal over 600 lbs	122.99-156.00	145.99	156.00



ONTARIO STOCKER & FEEDER TRADE

Stocker sale at **Brussels Livestock: March 18, 2022 – 936 Stockers**

Steers	Price Range	Average	Top	Heifers	Price Range	Average	Top
1000+	170.00-189.00	179.50	199.50	900+	155.00-189.75	168.97	189.75
900-999	179.00-204.50	191.21	204.50	800-899	159.00-192.25	180.33	194.50
800-899	185.00-213.00	202.39	213.00	700-799	170.00-192.50	185.90	192.50
700-799	190.00-222.00	212.24	222.00	600-699	186.50-211.00	205.46	211.00
600-699	157.00-232.75	214.42	232.75	500-599	202.50-243.00	221.13	243.00
500-599	207.50-254.25	243.72	254.25	400-499	222.00-237.00	223.00	250.00
400-499	240.00-265.50	259.14	265.50				



Stocker sale at **Temiskaming Livestock Exchange: March 21, 2022 – 126** Stockers

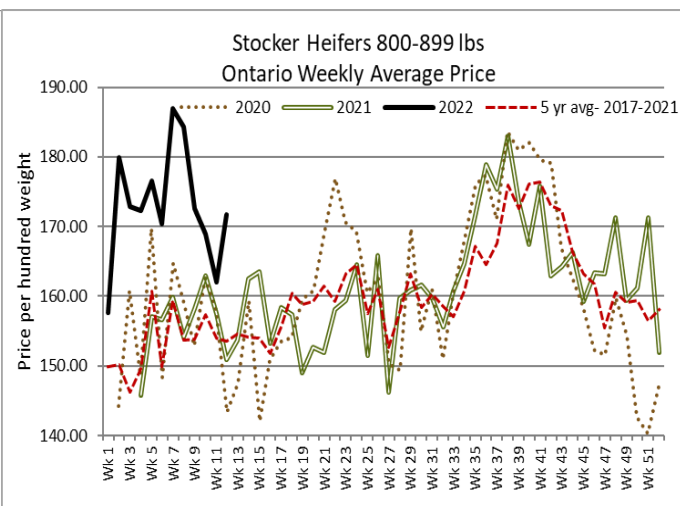
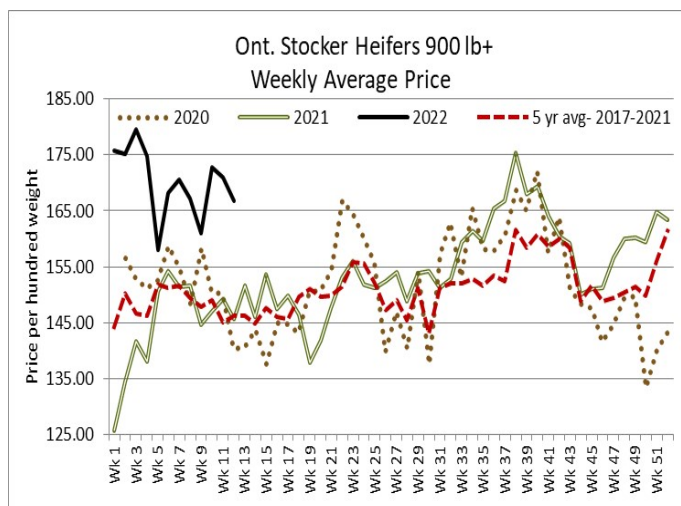
Steers	Price Range	Average	Top	Heifers	Price Range	Average	Top
800-899	140.00-179.50	159.60	179.50	700-799	127.00-154.00	136.90	158.00
700-799	185.00-190.00	189.53	190.00	600-699	134.00-190.00	168.58	190.00
600-699	142.50-189.00	154.35	203.00				
500-599	150.00-211.50	176.50	229.00				

Stocker sale at: **Community Livestock Exchange: March 22, 2022 – 148** Stockers

Steers	Price Range	Average	Top	Heifers	Price Range	Average	Top
600-699	107.00-214.99	173.39	214.99	600-699	120.99-198.99	169.59	198.99
500-599	107.49-237.50	173.90	237.50	500-599	110.00-194.99	176.09	194.99
400-499	125.00-270.99	215.89	270.99	400-499	117.50-197.99	181.60	197.99

Stocker sale at: **Keady Livestock Market: March 22, 2022 – 800** Stockers

Steers	Price Range	Average	Top	Heifers	Price Range	Average	Top
1000+	183.00-183.00	183.00	183.00	900+	160.00-194.50	178.20	194.50
900-999	194.50-212.25	199.67	212.25	800-899	140.00-195.00	174.04	195.00
800-899	189.00-210.00	201.87	210.00	700-799	185.00-205.00	200.39	205.00
700-799	205.50-214.00	208.33	217.00	600-699	181.00-203.00	197.30	203.00
600-699	231.50-244.00	236.68	244.00	500-599	186.00-218.00	204.50	219.00
500-599	236.00-255.00	242.66	255.00	400-499	205.00-230.00	220.39	230.00
400-499	145.00-210.00	154.23	257.00				



Stocker sale at: **Renfrew Pontiac Livestock: March 22, 2021 – 316 Stockers**

Steers	Price Range	Average	Top	Heifers	Price Range	Average	Top
1000+	114.99-178.49	152.60	178.49	800-899	125.00-147.99	140.79	147.99
900-999	114.99-187.99	155.49	187.99	700-799	127.49-181.00	163.30	181.00
800-899	157.00-192.99	186.80	192.99	600-699	140.99-208.99	186.60	208.99
700-799	119.99-202.99	186.49	202.99	500-599	134.00-204.99	181.60	204.99
600-699	140.99-239.50	203.90	239.50	400-499	130.00-200.99	161.00	200.99
500-599	150.00-250.00	218.29	250.00				

Stocker sale at **Ontario Livestock Exchange, March 23, 2022 - 699 stockers**

Steers	Price Range	Average	Top	Heifers	Price Range	Average	Top
1000+	165.00-199.50	180.10	199.50	900+	183.00-186.50	185.17	186.50
900-999	171.00-193.50	184.57	193.50	800-899	180.00-185.50	183.18	185.50
800-899	190.00-197.00	196.03	197.00	700-799	178.00-180.00	179.00	180.00
700-799	204.50-211.50	207.86	211.50				
600-699	220.00-233.00	226.50	233.00				

Stocker sale at **Ontario Livestock Exchange: March 24, 2022 – 191 Stockers**

Steers	Price Range	Average	Top	Heifers	Price Range	Average	Top
1000+	157.50-162.00	159.72	162.00	900+	135.00-172.00	158.64	172.00
900-999	147.50-166.00	159.41	166.00	800-899	157.50-172.00	168.58	172.00
800-899	137.50-192.50	171.06	192.50	500-599	160.00-202.00	184.90	202.00
700-799	120.00-185.00	166.11	185.00	400-499	140.00-210.00	165.42	225.00
600-699	170.00-217.50	198.25	217.50				
500-599	215.00-237.50	229.06	237.50				
400-499	180.00-230.00	198.64	235.00				

Stocker sale at **Ontario Stockyards Inc, March 24, 2022- 570 stockers**

Steers	Price Range	Average	Top	Heifers	Price Range	Average	Top
900-999	135.00-189.00	159.36	189.00	900+	143.00-169.00	155.00	169.00
800-899	156.25-189.50	174.82	189.50	800-899	130.00-182.00	164.69	182.00
700-799	185.00-220.50	206.10	221.00	700-799	159.00-190.00	178.15	190.00
600-699	191.00-234.00	206.92	242.50	600-699	162.00-197.00	182.26	197.00
500-599	205.00-259.00	240.89	259.00	500-599	129.00-208.00	176.91	220.00
400-499	185.00-255.00	224.23	262.50	400-499	112.00-185.00	141.02	210.00

ONTARIO STOCKER & FEEDER TRADE SPECIAL STOCKER SALE

Stocker sale at **Ontario Stockyards Inc: March 22, 2022 – 689** Stockers- All Vaccinated Stocker Sale

Steers	Price Range	Average	Top	Heifers	Price Range	Average	Top
1000+	154.50-179.00	169.00	179.00	700-799	170.00-198.00	188.90	198.00
900-999	165.50-190.00	178.79	190.50	600-699	170.00-215.50	194.84	215.50
800-899	182.00-189.00	186.86	198.00	500-599	140.00-224.00	193.71	224.00
700-799	184.00-216.25	196.74	225.00	400-499	150.00-218.00	202.24	218.00
600-699	207.50-242.00	230.29	246.00				
500-599	215.00-256.00	243.05	274.00				
400-499	200.00-255.00	229.94	255.00				

Grass type calves sold strong while fleshy and plainer type cattle traded steady.

WEEKLY LIVE CATTLE EXPORTS-ONTARIO

	Week ending Mar 5, 2022	Week ending Feb 26, 2022	Year to Date
Total live slaughter cattle exported from Ontario to the U.S.	1,758	2,200	20,149
Steers & Heifers & Cows	1,721	2,117	19,362
Bulls	37	83	787

FEDERALLY INSPECTED CANADIAN PROCESSING

	Week Ending Mar 19, 2022	# of hd change from week ago	YTD	% Change (Week Ago)	% Change (Year Ago)
Grand Total	63,417	-14	693,745	-0%	+2%
Western Processing	49,550	+376	543,482	+1%	+2%
Eastern Processing	13,867	-390	150,263	-3%	+1%

Note that the week ending March 12th - eastern volumes were revised higher- more specifically Quebec volumes.

AVERAGE CARCASS WEIGHTS – CANADA

	Steers	Heifers
Mar 19, 2022	929	855
Mar 12, 2022	927	846
Mar 20, 2021	923	861

USDA ESTIMATED CATTLE PROCESSING VOLUME

	Week Ending March 26, 2022	Previous Week	Year Ago
Grand Total	659,000	644,000	649,000

QUEBEC ELECTRONIC AUCTION MARKET (F.O.B. THE FEEDLOT)

	Price	Change from Last Week
For the week ending March 24, 2022	294.25	-3.8

ALBERTA DIRECT TRADE

Alberta's direct trade: for the week ending March 24, 2022

Steers	Live FOB	N/T	Rail FOB	N/T
Heifers	Live FOB	N/T	Rail FOB	N/T

U.S. TRADE (U.S. funds)

The U.S. cash cattle trade: for the week ending March 24, 2022

Choice and Select Steers and Heifers:	Live	137.00-143.00
	Rail	219.00-225.00

U.S. BOXED BEEF CUT-OUT VALUES (U.S. funds)

	Choice 600-900	Select 600-900
Current Five Day Average	260.13	252.17

BEEF EXPORTS – CANADA

	United States Jan 1- Jan 31/2022	Change from last year YTD	Mexico Jan 1- Jan 31/2022	Change from last year YTD
Total	27,939 tonnes	+12% or +3,067 tonnes	2,179 tonnes	-14% or -347 tonnes
	Japan Jan 1- Jan 31/2022	Change from last year YTD	Viet Nam Jan 1- Jan 31/2022	Change from last year YTD
Total	6,272 tonnes	+46% or +1,964 tonnes	1,320 tonnes	+74% or +563 tonnes

LIVE CATTLE – CANADA

IMPORTS		Import % change from 2020 YTD	EXPORTS		Export % change from 2021 YTD
Jan 1- Jan 31/2022			Jan 1- Mar 5/22		
Pure bred	924	-	Slaughter steers & heifers & cows	93,940	+3%
Non-pure bred	20,753	-24%	Feeder cattle & calves	54,815	+418%
			Bulls	4,167	-12%

BEEF PRODUCTION – CANADA

	Jan 1 – Mar 12/22	Last Year Same Time	% Change
Fed	215,086 tonnes	212,651 tonnes	+1%
Non-fed	33,426 tonnes	33,306 tonnes	+0%

BEEF IMPORTS – CANADA

	Jan 1 – Mar 12/22	Last Year Same Time	% Change
United States	18,480 tonnes	20,081 tonnes	-8%
Non-CUSMA	5,622 tonnes	11,700 tonnes	-52%
EU-27 (beef/veal total)	2,419 tonnes	2,552 tonnes	-5%
Total	29,603 tonnes	32,752 tonnes	-10%

CHICAGO MERCANTILE EXCHANGE

Closing quotes on futures **today** were as follows:

Live Cattle			Feeder Cattle			Corn		
Apr	140.47	+0.80	Mar	156.42	-0.35	May	7.540	+5.6
Jun	137.37	+0.42	Apr	161.57	-1.15	Jul	7.346	+6.2
Aug	138.12	+0.42	May	165.32	-1.17	Sep	6.856	+3.2
Oct	144.35	+0.15	Aug	178.45	-1.15	Dec	6.690	+1.4
Dec	149.82	-0.07	Sep	181.12	-0.95	Mar	6.702	+2.0
Feb	152.82	-0.10	Oct	182.97	-0.80	May	5.710	+2.2
Soybeans			Soft Red Winter Wheat			Canadian \$		
May	17.102	+9.4	May	11.022	+16.4	Spot	80.17	+0.47
Jul	16.884	+6.2	Jul	10.924	+18.0	Jun	80.16	+0.46
Aug	16.392	+3.4	Sep	10.696	+20.4	Sep	80.15	+0.45
Sep	15.530	+4.0	Dec	10.436	+23.2	Dec	80.12	+0.44
Nov	14.966	+3.6	Mar	10.441	+23.4	Mar	80.12	+0.45
Jan	14.890	+4.4	May	9.700	+20.4	Jun	80.09	+0.45

Beef Farmers of Ontario, 130 Malcolm Road, Guelph, ON N1K 1B1 Phone: (519) 824-0334 Fax: (519) 824-9101 or email: markets@ontariobeef.com

OBCFPP LICENCE CHANGES

No Longer Licenced: Livestock Dealer

1267388 Ontario Incorporated / Gingerich Veal Transport, 5459 Wellington Road 87, RR 2 Harriston, Ontario, N0G 1Z0

ONTARIO STOCKER & FEEDER TRADE SPECIAL SPRING SALES

Mar 25	5:00 pm	Keady Livestock Market	Bred Cow & Heifer Sale
Mar 25	6:00 pm	Maple Hill Auctions	Commercial Bred Cow Sale
Mar 26	11:00 am	Denfield Livestock Exchange	Vaccinated Calves & Yearlings
Mar 30	12:30 pm	Aylmer Stockyards Inc	Special Stocker Sale
Mar 30	1:00 pm	Vankleek Hill Livestock Exchange	Special Stocker Sale
Mar 30	7:00 pm	Cargill Auction Market	Special Stocker Sale- All Breeds
Apr	7:00 pm	Maple Hill Auctions	Special Stocker Sales Begin in April
Apr 2	2:00 pm	Keady Livestock Market	Saunders Annual Charolais Bull Sale
Apr 9	11:00 am	Denfield Livestock Exchange	Vaccinated Calves & Yearlings
Apr 13	7:00 pm	Cargill Auction Market	Special Stocker Sale- All Breeds
Apr 19	11:00 am	Ontario Stockyards Inc	Special All Vaccinated Stocker Sale
Apr 20	10:00 am	Kawartha Lakes Community Sales Barn	Special Stocker Sale
Apr 22	9:00 am	Keady Livestock Market	Special Spring Stocker Sale
Apr 23	8:00 am	Rainy River Cattlemen's Sale- Stratton	Special Spring Stocker Sale, Cows, Bulls etc
Apr 23	11:00 am	Denfield Livestock Exchange	Vaccinated Calves & Yearlings

Comments for the week ending March 24th

Larger receipts of 485 fed steers and heifers sold through auction markets this week up 95 head from last week but 51 fewer than last year at this time. Fed steers ranged from \$165.10-\$177.26 averaging \$172.08 up \$1.53 from last week and \$31.78 above year ago prices. Heifers ranged from \$163.16-\$174.69 averaging \$170.16 up \$1.78 from last week and \$30.72 above year ago prices. Auction markets reported a good demand with prices fully steady and continuing at strong prices.

The Ontario railgrade market was fully steady again this week with delivery starting out the week of April 4th and out to the week of April 11th by Tuesday. Steers sold at \$290.00 dressed for majority of the cattle with just a couple of deals at \$293.00 for immediate delivery. Heifers ranged from \$289.00-\$290.00 dressed. This week's average price is \$50.00 cwt stronger than this time last year.

2,265 fed/cull cows sold through auction markets this week, up 90 head from last week but 180 fewer than the same week last year. Cows sold from \$79.98-\$110.22 averaging \$94.30 up \$0.27 cwt from the previous week and \$24.08 above year ago prices. Auction markets reported trade as active with prices steady to slightly stronger, with one market noting prices up \$5.00 cwt in spots. Beef cows this week averaged \$101.48 with 86 more head sold than last week, averaging \$2.79 higher than last week's weighted average price for beef cows.

There were 4,543 head of stocker and feeder cattle sold through auction markets this week up 527 head from last week but 426 fewer than the same time last year. Auction markets reported calves as steady to \$5.00-\$10.00 cwt higher to start with quality considered and steady to slightly stronger as the week progressed, again with quality considered. Grass types were noted as steady to strong with fleshy and plainer types steady. Yearlings were steady until Wednesday where they were reported as under pressure and Thursday held steady. Actual average prices this week saw steers 400-500 lbs down \$0.47, 500-600 lbs up \$9.29, 600-700 lbs up \$8.44, 700-800 lbs down \$2.08, 800-900 lbs down \$5.35, 900-1000 lbs down \$7.07 and steers 1000 lbs plus averaged \$10.26 easier than last week's weighted averages. Heifers from 300-400 lbs were down \$0.47 on very light receipts, 400-500 lbs up \$10.10, 500-600 lbs up \$11.87, 600-700 lbs up \$10.83, 700-800 lbs up \$13.12, 800-900 lbs up \$9.70 while heifers 900 lbs and over averaged \$4.29 easier than last week.

The Quebec electronic market this week was reported at \$294.25 cwt on a picked-up basis, down \$3.88 from last week on average.

Alberta direct trade was extremely light on Wednesday with prices fully steady to last week at \$275.00 delivered on a dressed basis however there was not enough to establish a price report. A couple of live sales were reported at \$161.50 cwt, also steady. Canfax reports: "The general market tone was steady but total weekly sale volumes this week will be limited."

The U.S. cash cattle trade for the week ending March 18th was active on Wednesday and Thursday with just some clean up deals reported on Friday. Business in the south was fully steady while the north was up \$1.00-\$2.00 cwt. Sales in the south were mainly \$138.00 live while the north saw prices from \$138.00-\$140.00 live and \$219.00-\$225.00 dressed, mainly \$221.00-\$222.00. Overall average prices for the week posted by the USDA Mandatory Price Report saw live steers averaging \$139.10 up \$0.80 from last week with heifers averaging \$138.48 up \$0.34. On the rail steers averaged \$221.68 up \$1.57 with heifers at \$221.42 up \$1.46.

This week the US cash cattle trade saw light to moderate trade develop on Wednesday with prices holding steady in the south from \$135.00-\$138.00 live, mainly \$138.00. In the north trade was reported \$219.00-\$225.00 dressed, mainly \$221.00 which is steady to around \$0.50 easier, with some live trade from \$138.00-\$143.00, majority at \$140.00. Thursday saw some scattered trade at prices steady to Wednesday. Other than a few clean up deals today it appears the bulk of trade is completed ahead of the Cattle On Feed Report at 3:00 pm Friday afternoon. Cattle that sold this week are for delivery the week of April 4th.