



Weekly Market Information Report for the week ending Thursday March 31, 2022

The following information is collected from various sources and disseminated by Beef Farmers of Ontario.

ONTARIO DIRECT TO PACKER RAILGRADE CATTLE TRADE

Prices are on a carcass weight basis before grade and weight discounts. Weekly Range:

A Grade Steers	290.00 (few 293.00)
A Grade Heifers	289.00-290.00

ONTARIO LIVE CATTLE TRADE

Ontario auction sales this week saw weighted average price ranges for:

FED CATTLE	Volume	Price Range	Average	Top	Last Week Avg
Large Frame Steers +1250	81	162.53-175.33	171.50	185.00	173.66
Medium Frame Steers +1250	67	156.99-173.28	166.66	213.00	169.39
Large & Medium Frame Steers +1250	148	159.66-173.84	169.08	213.00	172.08
Large Frame Heifers +1000	81	157.67-174.31	168.88	184.00	171.48
Medium Frame Heifers +1000	110	157.40-173.71	167.53	189.00	168.35
Large & Medium Frame Heifers +1000	191	156.59-176.25	168.85	189.00	170.16
Fed steers, Dairy & Dairy Cross +1250	58	124.05-147.12	138.07	162.50	136.50
Fed heifers, Dairy & Dairy Cross +1000	102	104.66-133.78	118.96	176.50	118.88
Cows - All Weights	1,755	80.76-113.79	96.89	152.91	94.30
Bulls - All Weights	90	111.53-137.07	125.05	162.00	121.06

STOCKERS - Large and Medium Frame

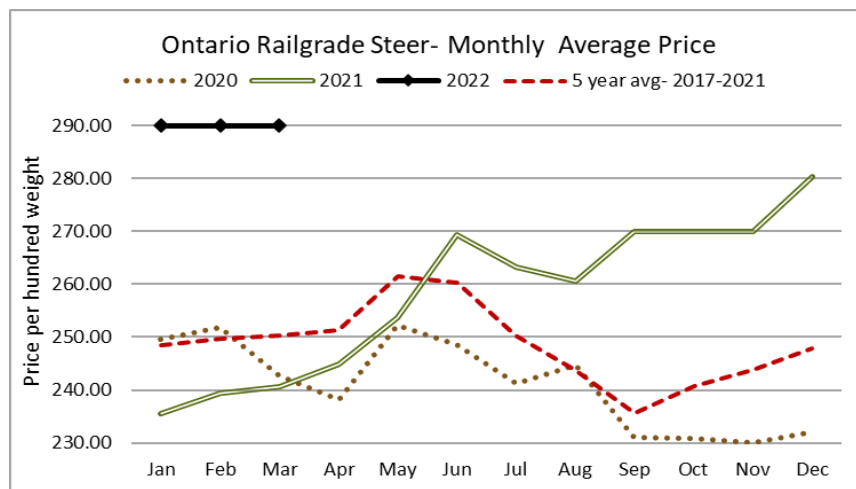
STEERS	Volume	Price Range	Average	Top	Last Week Avg
1000+	543	165.95-182.95	174.34	191.50	177.71
900-999	431	172.41-188.56	181.26	201.50	186.09
800-899	375	172.80-198.65	187.10	211.00	189.47
700-799	426	173.28-205.77	192.41	225.00	200.11
600-699	415	170.88-227.57	202.32	251.00	216.36
500-599	340	170.43-232.70	204.60	275.00	230.50
400-499	122	162.69-230.89	199.59	273.00	218.95
-399	43	129.63-226.66	182.19	405.00	167.34

STOCKERS - Large and Medium Frame

HEIFERS	Volume	Price Range	Average	Top	Last Week Avg
+900	359	148.64-176.68	163.12	193.99	166.69
800-899	283	152.88-175.51	165.63	194.99	171.70
700-799	296	152.35-180.23	167.18	200.00	185.24
600-699	321	149.58-189.89	174.25	217.00	187.52
500-599	303	159.23-205.60	186.33	218.00	192.17
400-499	151	139.16-198.49	172.31	219.00	184.19
300-399	30	155.92-185.25	170.54	215.00	161.19
-299	7	115.71-155.00	138.14	160.00	146.86

At Kawartha Lakes Community Sale Barn: March 26, 2022 – 214 cows, 14 bulls, 25 veal, 48 stockers, 6 Fed Cattle

	Price Range	Avg.	Top
Cows	87.00-120.00	100.03	129.00
Bulls under 1600 lbs	93.00-136.00	114.74	136.00
Bulls over 1600 lbs	108.00-146.50	126.90	146.50
Veal 600 lbs +	133.00-151.00	141.53	151.00
Veal 125 lbs or less	160.00-500.00	238.09	500.00



Denfield Livestock Exchange Inc., March 22, 2022: 125 Fed Cattle, 19 Veal, 65 Cows, 1 stocker, 6 bulls

	Price Range	Average	Top
Large & Medium Frame Fed Steers +1250 lbs	162.50-178.00	171.61	213.00
Large & Medium Frame Fed Heifers +1000 lbs	167.50-180.00	173.26	189.00
Cows	85.00-111.50	97.94	129.00
Veal calves 600 lbs +	144.00-158.00	150.72	158.00

At Aylmer Stockyards Inc.: March 30, 2022 – 25 veal, 126 Cows, 32 fed cattle, 2 bulls

	Price Range	Average	Top
Fed Heifers, Dairy & Dairy Cross 1000 lbs +	92.00-139.99	123.99	139.99
Cows	63.00-134.00	100.29	134.00
Veal over 600 lbs	132.00-167.50	153.00	167.50

ONTARIO STOCKER & FEEDER TRADE

Stocker sale at **Brussels Livestock: March 25, 2022 – 1,300** Stockers

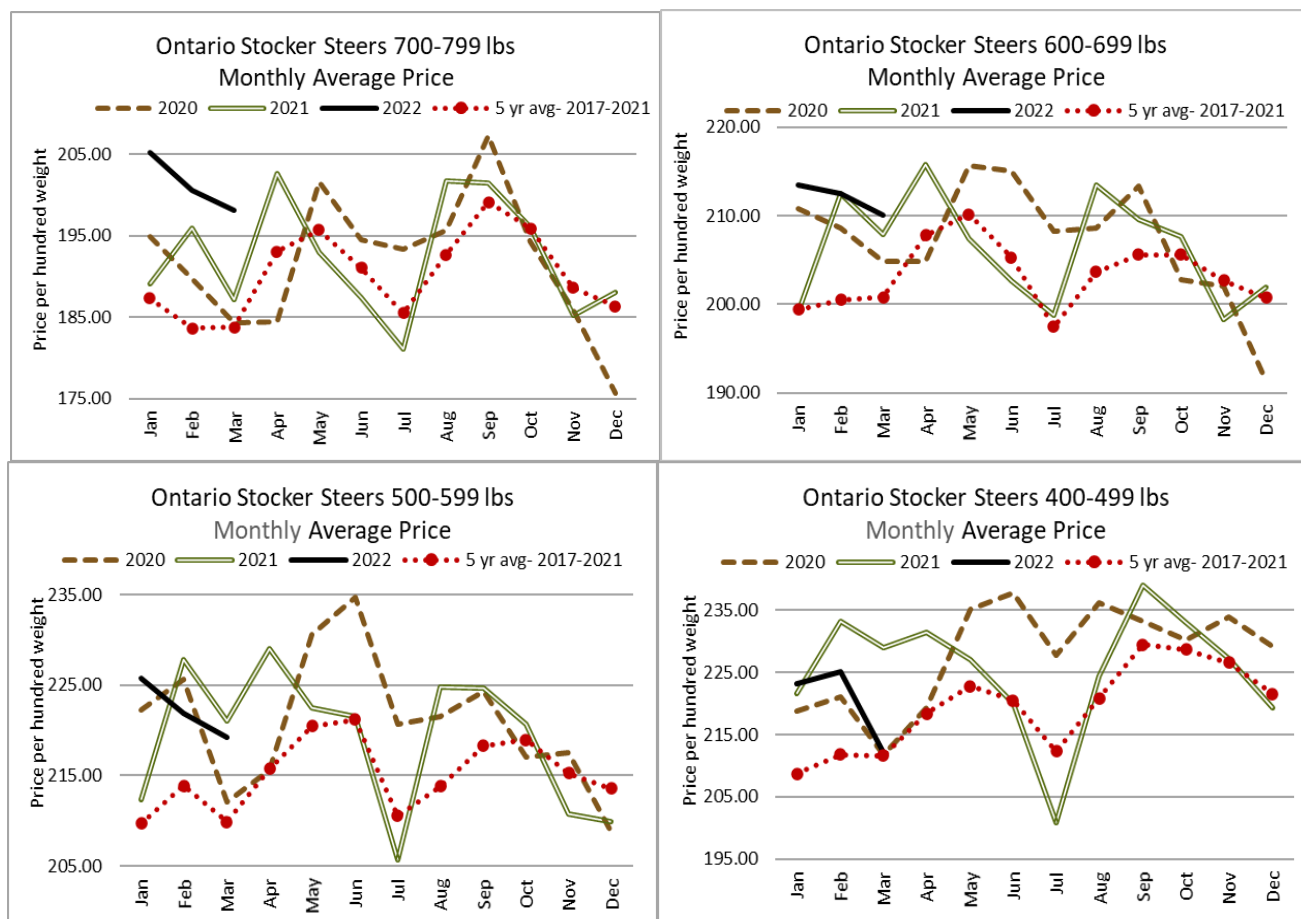
Steers	Price Range	Average	Top	Heifers	Price Range	Average	Top
1000+	152.75-175.50	162.01	177.75	900+	149.50-179.50	164.40	181.25
900-999	156.00-185.50	174.13	197.00	800-899	140.50-180.50	161.77	189.75
800-899	174.00-200.00	186.71	200.00	700-799	165.00-189.75	181.36	189.75
700-799	188.00-219.25	207.73	219.25	600-699	169.00-195.00	183.29	195.00
600-699	172.50-229.00	217.15	229.00	500-599	182.50-207.00	194.74	214.00
500-599	215.00-254.00	239.93	254.00	400-499	152.50-206.00	188.95	216.00
400-499	183.00-249.00	210.70	249.00				

Stocker sale at: **Community Livestock Exchange: March 29, 2022 – 203** Stockers

Steers	Price Range	Average	Top	Heifers	Price Range	Average	Top
700-799	95.99-181.00	158.40	181.00	600-699	119.99-184.00	165.90	184.00
600-699	126.00-212.00	182.60	212.00	500-599	100.00-206.99	169.30	206.99
500-599	137.00-231.00	202.59	231.00	400-499	128.00-212.50	171.90	212.50
400-499	137.50-247.50	208.49	247.50				

Stocker sale at: **Renfrew Pontiac Livestock: March 29, 2021 – 108** Stockers

Steers	Price Range	Average	Top	Heifers	Price Range	Average	Top
900-999	154.00-157.00	155.49	157.00	800-899	Not enough sold to establish a market.		
700-799	139.99-162.99	151.49	162.99				
600-699	122.50-217.49	179.80	217.49				
500-599	187.99-250.0	212.30	250.00				



Stocker sale at **Aylmer Stockyards Inc, March 30, 2022 - 129** stockers

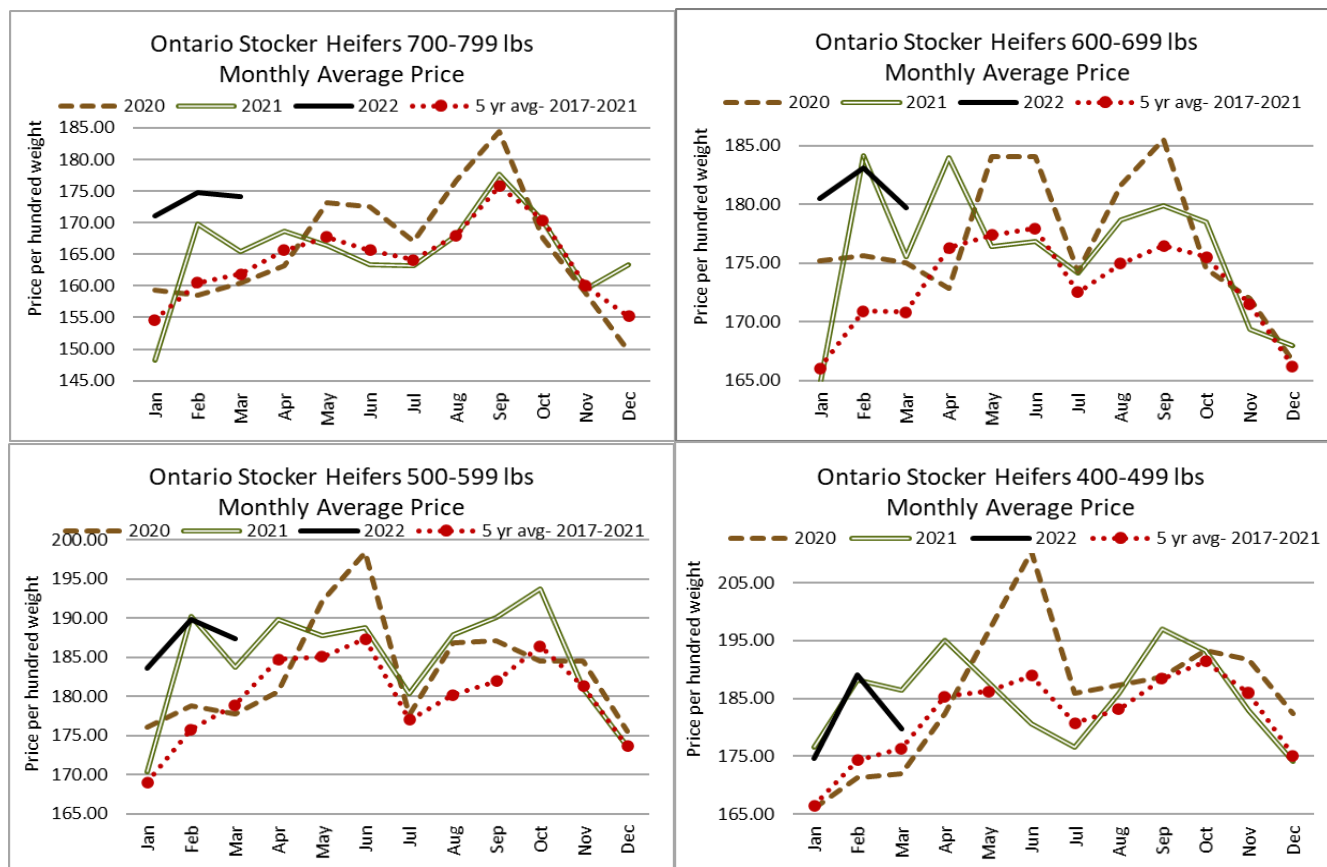
Steers	Price Range	Average	Top	Heifers	Price Range	Average	Top
1000+	134.00-2162.50	142.99	162.50	900+	144.99-193.99	170.90	193.99
600-699	160.00-175.00	169.70	175.00	600-699	120.99-170.99	158.09	170.99
500-599	112.50-189.99	155.00	189.99	500-599	137.50-188.99	160.60	188.99
399-	102.49-208.00	158.40	208.00				

Stocker sale at **Ontario Livestock Exchange, March 30, 2022 - 624** stockers

Steers	Price Range	Average	Top	Heifers	Price Range	Average	Top
1000+	178.00-191.50	185.40	191.50	900+	161.00-183.50	180.18	183.50
900-999	191.00-201.50	195.40	201.50				
800-899	196.00-208.50	204.10	208.50				
700-799	190.00-195.00	194.09	195.00				

Stocker sale at **Vankleek Hill Livestock Exchange, March 30, 2022 - 397** stockers

Steers	Price Range	Average	Top	Heifers	Price Range	Average	Top
800-899	130.00-186.00	163.64	186.00	800-899	127.00-148.00	136.84	148.00
700-799	150.00-202.00	177.42	2020.00	700-799	142.00-172.00	146.78	172.00
600-699	178.00-233.00	195.92	233.00	600-699	126.00-180.00	159.08	197.00
500-599	154.00-247.00	195.31	247.00	500-599	132.00-203.00	175.21	203.00
400-499	148.00-244.00	196.42	244.00	400-499	128.00-202.00	160.95	202.00
399-	186.00-228.00	205.65	228.00				



Stocker sale at **Ontario Livestock Exchange: March 31, 2022 – 436 Stockers**

Steers	Price Range	Average	Top	Heifers	Price Range	Average	Top
900-999	155.00-165.00	160.63	165.00	900+	145.00-167.50	155.91	167.50
800-899	147.50-179.00	170.86	180.00	700-799	130.00-167.50	144.22	170.00
700-799	144.00-180.00	168.00	208.00	600-699	145.00-205.00	176.32	205.00
600-699	132.50-202.50	165.24	222.50	500-599	140.00-210.00	179.12	210.00
500-599	117.50-180.00	156.92	215.00	400-499	135.00-190.00	165.42	200.00
400-499	120.00-195.00	165.24	200.00	300-399	125.00-172.50	147.88	190.00

Stocker sale at **Ontario Stockyards Inc, March 31, 2022- 690 stockers**

Steers	Price Range	Average	Top	Heifers	Price Range	Average	Top
900-999	178.00-186.00	182.38	187.00	900+	150.00-155.00	152.57	155.00
800-899	177.50-205.50	193.70	205.50	800-899	130.00-157.50	152.81	157.50
700-799	187.50-218.50	202.77	218.50	700-799	147.50-182.50	165.29	189.00
600-699	198.00-251.00	228.24	251.00	600-699	160.00-191.00	180.83	210.00
500-599	208.00-262.00	235.14	275.00	500-599	180.00-218.00	202.43	218.00
400-499	220.00-273.00	244.50	273.00	400-499	145.00-212.00	186.85	219.00
399-	155.00-240.00	204.17	240.00				

ONTARIO STOCKER & FEEDER TRADE SPECIAL SPRING SALES

Stocker sale at **Denfield Livestock Exchange: March 26, 2022 – 408 Stockers**

Steers	Price Range	Average	Top	Heifers	Price Range	Average	Top
1000+	157.00-171.50	167.28	175.00	900+	168.50-178.00	174.35	178.00
900-999	175.00-184.00	178.98	184.00	800-899	178.50-185.00	182.14	185.00
800-899	167.00-211.00	188.86	211.00	700-799	152.00-184.00	174.88	200.00
700-799	184.00-204.00	194.84	225.00	600-699	170.00-197.00	188.00	217.00
600-699	196.00-225.00	212.90	225.00	500-599	182.50-207.00	190.95	207.00
500-599	189.00-216.00	207.95	229.00				

ONTARIO BRED COW SALES

Keady Livestock Market, March 25, 2022- 42 Bred cows, 11 Cow calf pairs (prices are per head & per pair)

	Exotic and Exotic X	British and British X
Top quality bred cows	\$2000-\$2450	N/T
Avg quality bred cows	\$1400-\$1800	N/T
Top quality cow/calf pairs	\$2200-\$2700	N/T
Avg quality cow/calf pairs	\$1400-\$2000	N/T

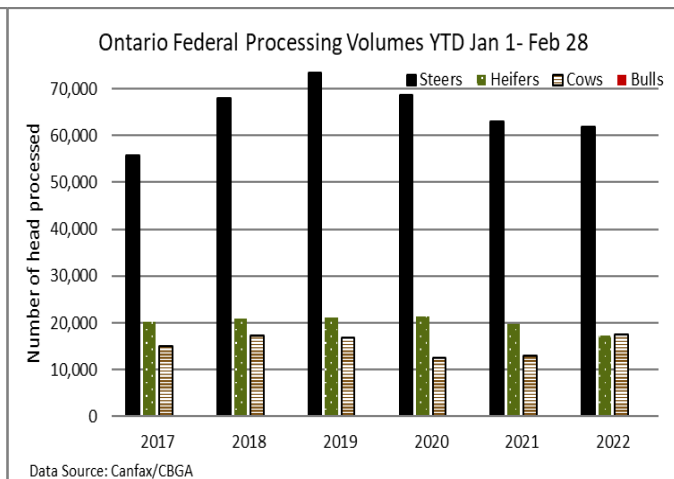
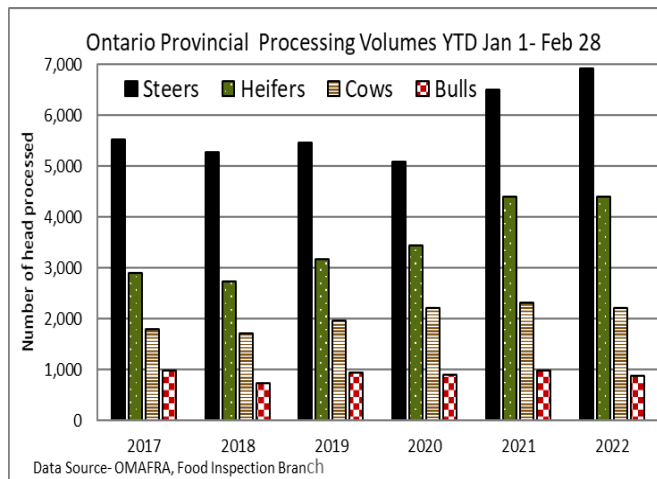
Good younger cows/calf pairs sold on keen buyer demand while younger bred cows sold actively with good buyer interest.

WEEKLY LIVE CATTLE EXPORTS-ONTARIO

	Week ending Mar 12, 2022	Week ending Mar 5, 2022	Year to Date
Total live slaughter cattle exported from Ontario to the U.S.	1,629	1,758	21,778
Steers & Heifers & Cows	1,523	1,721	20,888
Bulls	106	37	893

FEDERALLY INSPECTED CANADIAN PROCESSING

	Week Ending Mar 26, 2022	# of hd change from week ago	YTD	% Change (Week Ago)	% Change (Year Ago)
Grand Total	63,351	-66	757,096	-0%	+2%
Western Processing	49,200	-350	592,682	-1%	+2%
Eastern Processing	14,151	+284	164,414	+2%	+1%



AVERAGE CARCASS WEIGHTS – CANADA

	Steers	Heifers
Mar 26, 2022	922	855
Mar 19, 2022	929	855
Mar 27, 2021	927	878

USDA ESTIMATED CATTLE PROCESSING VOLUME

	Week Ending March 26, 2022	Previous Week	Year Ago
Grand Total	639,000	659,000	603,000

QUEBEC ELECTRONIC AUCTION MARKET (F.O.B. THE FEEDLOT)

	Price	Change from Last Week
For the week ending March 31, 2022	294.75-295.00	+0.56

ALBERTA DIRECT TRADE

Alberta's direct trade: for the week ending March 31, 2022

Steers	Live FOB	161.75	Rail FOB	272.00-273.50
Heifers	Live FOB	N/T	Rail FOB	272.00-273.50

U.S. TRADE (U.S. funds)

The U.S. cash cattle trade: for the week ending March 31, 2022

Choice and Select Steers and Heifers:	Live	137.00-145.00
	Rail	219.00-228.00

U.S. BOXED BEEF CUT-OUT VALUES (U.S. funds)

	Choice 600-900	Select 600-900
Current Five Day Average	265.29	256.62

EEF EXPORTS – CANADA

	United States Jan 1- Jan 31/2022	Change from last year YTD	Mexico Jan 1- Jan 31/2022	Change from last year YTD
Total	27,939 tonnes	+12% or +3,067 tonnes	2,179 tonnes	-14% or -347 tonnes
	Japan Jan 1- Jan 31/2022	Change from last year YTD	Viet Nam Jan 1- Jan 31/2022	Change from last year YTD
Total	6,272 tonnes	+46% or +1,964 tonnes	1,320 tonnes	+74% or +563 tonnes

LIVE CATTLE – CANADA

IMPORTS		Import % change from 2020 YTD	EXPORTS		Export % change from 2021 YTD
	Jan 1- Jan 31/2022			Jan 1- Mar 12/22	
Pure bred	924	-	Slaughter steers & heifers & cows	106,160	+6%
Non-pure bred	20,753	-24%	Feeder cattle & calves	61,868	+401%
			Bulls	4,664	-14%

BEEF PRODUCTION – CANADA

	Jan 1 – Mar19/22	Last Year Same Time	% Change
Fed	237,200 tonnes	234,322 tonnes	+1%
Non-fed	36,560 tonnes	36,397 tonnes	+0%

BEEF IMPORTS – CANADA

	Jan 1 – Mar 19/22	Last Year Same Time	% Change
United States	20,650 tonnes	21,736 tonnes	-5%
Non-CUSMA	6,376 tonnes	12,319 tonnes	-48%
EU-27 (beef/veal total)	2,803 tonnes	2,925 tonnes	-4%
Total	32,861 tonnes	38,766 tonnes	-15%

CHICAGO MERCANTILE EXCHANGE

Closing quotes on futures **today** were as follows:

Live Cattle			Feeder Cattle			Corn		
Apr	138.65	-0.72	Apr	161.57	+0.17	May	7.350	-13.6
Jun	135.85	-1.27	May	166.12	-0.42	Jul	7.216	-11.2
Aug	136.90	-1.17	Aug	176.35	-1.22	Sep	6.960	-0.2
Oct	143.92	-0.50	Sep	178.72	-1.35	Dec	6.880	+4.2
Dec	148.92	-0.37	Oct	180.70	-1.12	Mar	6.904	+6.0
Feb	152.10	-0.25	Nov	181.62	-1.42	May	6.912	+6.0

Closing quotes on futures **today** were as follows:

Soybeans			Soft Red Winter Wheat			Canadian \$		
May	15.826	-35.4	May	9.844	-21.4	Spot	79.93	-0.18
Jul	15.666	-31.2	Jul	9.842	-17.6	Jun	79.90	-0.18
Aug	15.316	-23.4	Sep	9.744	-14.4	Sep	79.88	-0.18
Sep	14.526	-20.2	Dec	9.644	-8.2	Dec	79.87	-0.18
Nov	14.066	-13.6	Mar	9.482	-3.4	Mar	79.87	-0.17
Jan	14.056	-10.0	May	9.292	+2.0	Jun	79.88	-0.15

Beef Farmers of Ontario, 130 Malcolm Road, Guelph, ON N1K 1B1 Phone: (519) 824-0334 Fax: (519) 824-9101 or email: markets@ontariobeef.com

ONTARIO STOCKER & FEEDER TRADE SPECIAL SPRING SALES

Apr 2	2:00 pm	Keady Livestock Market	Saunders Annual Charolais Bull Sale
Apr 9	11:00 am	Denfield Livestock Exchange	Vaccinated Calves & Yearlings
Apr 13	7:00 pm	Cargill Auction Market	Special Stocker Sale- All Breeds
Apr 19	11:00 am	Ontario Stockyards Inc	Special All Vaccinated Stocker Sale
Apr 20	10:00 am	Kawartha Lakes Community Sales Barn	Special Stocker Sale
Apr 22	9:00 am	Keady Livestock Market	Special Spring Stocker Sale
Apr 23	8:00 am	Rainy River Cattlemen's Sale- Stratton	Special Spring Stocker Sale, Cows, Bulls etc
Apr 23	11:00 am	Denfield Livestock Exchange	Vaccinated Calves & Yearlings
Apr 27	12:30 pm	Aylmer Stockyards Inc	Special Stocker Sale
Apr 27	1:00 pm	Vankleek Hill Livestock Exchange	Special Stocker Sale
Apr 27	7:00 pm	Cargill Auction Market	Special Stocker Sale- All breeds
Apr 29	11:00 am	Keady Livestock Market	Northern Select Stocker Sale
Apr 30	11:00 am	Denfield Livestock Exchange	Vaccinated Calves & Yearlings

Comments for the week ending March 31st

There were much lighter receipts of fed steers and heifers sold through auction markets this week at 339 head down 146 from last week and 44 fewer than the same week last year. Fed steers sold from \$159.66-\$173.84 averaging \$169.08 down \$3.00 from last week but \$27.53 above year ago pricing. Fed heifers sold from \$156.59-\$176.25 averaging \$168.85 down \$1.31 from last week and \$31.72 stronger than last year at this time. Auction markets reported trade as steady to fully steady and ended the week up \$1.00 cwt.

The Ontario railgrade market continues to trend sideways for the 13th week in a row. The previous Friday there was no new trade reported but by Tuesday this week, sales were coming in at \$290.00 dressed for steers with delivery the week of April 18th and starting into the week of April 25th by Thursday. A couple of deals were noted at \$293.00 dressed for steers for delivery next week, but very limited. Heifers sold from \$289.00-\$290.00 dressed with delivery dates the same as the steers. This week's average price is \$50.00 cwt above last year at this time.

Ontario provincial processing volumes for fed cattle, cows and bulls as of Feb 28th total 14,432 head up 1.2% from 2021 and up 23.7% from 2020. In that mix, steers are up 6.4% from 2021, heifers fully steady, cull cows down 4.3% and bulls down 12.3% from last year. At federally inspected plants volumes processed as of Feb 28, 2022 are at 96,622 head up 0.9% from Feb 28, 2021 but 5.5% below 2020. The volume of steers processed federally are down 2.1% from Feb 28, 2021 with heifers down 12% compared to 2021. Cull cow volumes as of Feb 28, 2022 are up 35% from the same time in 2021. Combined federal and provincial processing volumes as of Feb 28, 2022 are up 1% over last year at this time.

The volume of fed/cull cows sold through auction markets this week was down 510 head from last week at 1,755 head which is also 542 fewer than the same time last year. Cows ranged from \$80.76-\$113.79 averaging \$96.89 up \$2.59 from last week and \$26.71 stronger than the same week last year. Auction markets reported trade as active with prices steady for most of the week, but by mid week trade was steady

to strong to \$2.00-\$3.00 cwt higher. Beef cow volumes were also lower this week over last with prices averaging \$102.56 up \$1.08 cwt over last week's beef cow weighted average price.

Steady receipts of 4,543 stocker and feeder cattle came to market this week, down just 98 from last week but 1,221 more than this time last year. Auction markets trade as steady on the calves with quality considered. Yearlings started out easier but by mid-week the market was reported as active on a steady to stronger trade. Actual average prices this week for steers 400-500 lbs were down \$19.36 from last week, 500-600 lbs down \$25.90, 600-700 lbs down \$14.04, 700-800 lbs down \$7.70, 800-900 lbs down \$2.37, 900-1000 lbs down \$4.83 and steers 1000 lbs plus averaged \$3.37 below last week's weighted average prices. Heifers from 300-400 lbs were up \$9.35, 400-500 lbs were down \$11.88 on average, 500-600 lbs down \$5.84, 600-700 lbs down \$13.27, 700-800 lbs down \$18.06, 800-900 lbs down \$6.07 and heifers 900 lbs and over averaged \$3.57 easier than last week's weighted average prices.

The Quebec electronic market this week ranged from \$294.75-\$295.00 cwt on a picked-up basis, up \$0.56 from last week on average. All cattle were purchased by Quebec packers.

Alberta direct trade was light on Wednesday and Thursday with prices reported as steady at \$275.00 delivered on a dressed basis. Canfax reports: "Cattle that traded this week were being scheduled for late April/early May delivery. Fed prices have trended sideways for the past seven weeks averaging in the low \$160's/cwt. "

The U.S. cash cattle trade for the week ending March 25th was steady in the south and steady to \$0.50 easier in the north. Prices for the week, reported by the USDA Mandatory Price Report saw live sales range from \$135.00-\$144.00 with steers averaging \$138.95 down \$0.15 from the previous week while heifers averaged \$138.32 down \$0.16. On the rail trade for the week ranged from \$219.00-\$225.00 dressed with steers averaging \$221.46 down \$0.22 while heifers averaged \$221.00 down \$0.47 from the previous week's weighted average prices.

This week the US cash cattle trade was quiet until Wednesday where a light to moderate trade developed in the south from \$137.00-\$138.00 live, mainly \$138.00 which is fully steady to last week's southern sales. A very light test in the north on Wednesday ranged from \$139.00-\$140.00 live, steady to a touch stronger while dressed deals ranged from \$221.00-\$225.00 also steady to slightly higher than last week. At the Central Stockyards online auction Wednesday, there were 2,526 head on offer, in 15 lots with delivery in 1-30 days. Thursday, moderate trade in the north was stronger with dressed deals from \$219.00-\$228.00, mainly \$222.00-\$223.00 up \$1.00-\$2.00 cwt with a few live sales from \$138.00-\$144.00 with the top end of the range in Iowa, also stronger than last week. Today the market is quiet however some clean up trade is possible.