



Weekly Market Information Report for the week ending Thursday April 7, 2022

The following information is collected from various sources and disseminated by Beef Farmers of Ontario.

ONTARIO DIRECT TO PACKER RAILGRADE CATTLE TRADE

Prices are on a carcass weight basis before grade and weight discounts. Weekly Range:

A Grade Steers 290.00 (few 293.00) on limited volumes.
A Grade Heifers 289.00-290.00 on extremely limited volumes.

ONTARIO LIVE CATTLE TRADE

Ontario auction sales this week saw weighted average price ranges for:

FED CATTLE	Volume	Price Range	Average	Top	Last Week Avg
Large Frame Steers +1250	134	161.52-177.02	172.94	179.00	171.50
Medium Frame Steers +1250	85	162.11-180.16	170.50	194.50	166.66
Large & Medium Frame Steers +1250	219	166.06-177.39	172.49	194.50	169.08
Large Frame Heifers +1000	121	161.31-174.35	169.32	193.00	168.88
Medium Frame Heifers +1000	121	162.55-174.41	169.67	191.00	167.53
Large & Medium Frame Heifers +1000	242	160.53-174.05	169.73	193.00	168.85
Fed steers, Dairy & Dairy Cross +1250	89	127.27-146.28	138.53	168.00	138.07
Fed heifers, Dairy & Dairy Cross +1000	117	103.73-137.20	121.06	172.50	118.96
Cows - All Weights	2,119	80.22-111.99	94.82	148.00	96.89
Bulls - All Weights	119	107.08-137.48	123.86	159.00	125.05

STOCKERS - Large and Medium Frame

STEERS	Volume	Price Range	Average	Top	Last Week Avg
1000+	432	168.01-182.80	173.87	186.50	174.34
900-999	330	176.50-190.28	183.78	200.00	181.26
800-899	264	184.51-199.10	192.31	213.00	187.10
700-799	297	177.18-219.01	198.95	237.50	192.41
600-699	363	184.70-225.89	210.51	253.00	202.32
500-599	271	194.95-254.18	224.42	269.00	204.60
400-499	109	192.06-247.81	221.62	270.00	199.59
-399	36	140.00-195.00	162.59	415.00	182.19

STOCKERS - Large and Medium Frame

HEIFERS	Volume	Price Range	Average	Top	Last Week Avg
+900	209	152.44-170.28	163.34	179.00	163.12
800-899	112	150.89-177.91	168.36	197.75	165.63
700-799	252	149.63-188.88	177.29	213.50	167.18
600-699	350	149.72-200.13	179.88	224.00	174.25
500-599	310	165.19-211.29	192.30	232.50	186.33
400-499	113	150.77-209.15	181.13	247.00	172.31
300-399	48	148.45-199.72	175.50	222.50	170.54
-299	9	159.44-172.22	165.15	175.00	138.14

At Kawartha Lakes Community Sale Barn: April 2, 2022 – 157 cows, 7 bulls, 25 veal, 43 stockers, 8 Fed Cattle

	Price Range	Avg.	Top
Cows	88.00-116.00	98.60	119.00
Bulls over 1600 lbs	115.00-155.56	135.94	155.56
Veal 600 lbs +	120.00-145.00	134.42	145.00
Veal 125 lbs or less	140.00-470.00	242.58	470.00

Denfield Livestock Exchange Inc., April 5, 2022: 207 Fed Cattle, 65 Veal, 67 Cows, 8 stocker, 5 bulls

	Price Range	Average	Top
Large & Medium Frame Fed Steers +1250 lbs	170.00-179.50	174.99	194.50
Large & Medium Frame Fed Heifers +1000 lbs	165.25-176.00	172.23	193.00
Cows	84.00-112.50	96.82	138.00
Veal calves 600 lbs +	145.00-156.50	152.30	157.00

At Aylmer Stockyards Inc.: March 30, 2022 – 30 veal, 127 Cows, 33 fed cattle, 3 bulls, 25 stockers

	Price Range	Average	Top
Fed Heifers, Dairy & Dairy Cross 1000 lbs +	103.00-139.99	128.80	139.99
Cows	73.99-114.99	98.39	138.99
Veal over 600 lbs	120.99-164.99	140.70	164.99

ONTARIO STOCKER & FEEDER TRADE

Stocker sale at Brussels Livestock: April 1, 2022 – 763 Stockers

Steers	Price Range	Average	Top	Heifers	Price Range	Average	Top
1000+	161.00-178.50	170.90	181.50	900+	152.00-177.75	166.71	179.00
900-999	179.50-200.00	190.25	200.00	800-899	176.00-197.75	189.58	197.75
800-899	188.00-205.00	198.12	213.00	700-799	155.00-192.50	182.84	192.50
700-799	183.00-213.00	199.51	227.00	600-699	170.00-187.00	183.21	187.00
600-699	196.00-233.00	220.46	233.00	500-599	155.00-203.76	188.24	207.00
500-599	211.00-256.00	228.52	266.00	400-499	169.00-221.00	192.000	221.00
400-499	232.00-266.00	249.11	266.00				

Stocker sale at Temiskaming Livestock Sales: April 4, 2022 – 104 Stockers

Steers	Price Range	Average	Top	Heifers	Price Range	Average	Top
700-799	161.00-190.00	185.86	190.00	600-699	127.50-177.00	142.05	182.00
600-699	206.00-210.00	209.74	210.00	500-599	141.00-190.00	173.25	190.00

Stocker sale at: Community Livestock Exchange: April 5, 2022 – 133 Stockers

Steers	Price Range	Average	Top	Heifers	Price Range	Average	Top
600-699	102.00-212.00	176.00	212.00	600-699	125.0-189.99	155.60	189.99
500-599	144.99-254.00	194.79	254.00	500-599	112.50-202.49	165.79	202.49
400-499	167.50-239.99	217.60	239.99	400-499	107.49-212.50	158.49	212.50

Stocker sale at: Keady Livestock Market: April 5, 2022 – 599 Stockers

Steers	Price Range	Average	Top	Heifers	Price Range	Average	Top
900-999	202.00-206.50	204.65	206.50	700-799	164.00-213.50	206.38	213.50
800-899	194.00-235.00	212.77	237.50	600-699	161.00-213.00	191.39	224.00
700-799	228.00-252.00	239.22	253.00	500-599	190.00-229.00	215.32	232.50
600-699	205.00-260.00	237.17	260.00	400-499	154.00-220.00	186.15	220.00
500-599	222.50-256.00	233.63	256.00	300-399	180.00-205.00	193.75	205.00

Stocker sale at: Renfrew Pontiac Livestock: April 5, 2021 – 164 Stockers

Steers	Price Range	Average	Top	Heifers	Price Range	Average	Top
700-799	167.99-208.00	187.00	208.00	700-799	130.00-182.00	163.10	182.00
600-699	151.00-216.99	186.20	216.99	600-699	136.00-189.50	182.09	189.50
500-599	172.50-229.99	213.70	229.99	500-599	168.99-210.99	188.59	210.99
400-499	225.00-243.00	239.99	243.00	400-499	155.00-200.00	189.19	200.00
399-	220.00-247.00	229.19	247.00	300-399	127.49-194.99	176.69	194.99

Stocker sale at **Ontario Livestock Exchange, April 6, 2022 - 620** stockers

Steers	Price Range	Average	Top	Heifers	Price Range	Average	Top
1000+	173.50-186.50	178.16	186.50	900+	172.00-176.50	175.76	176.50
900-999	179.00-191.00	185.30	191.00				
800-899	187.00-204.00	195.20	204.00				

Stocker sale at **Ontario Livestock Exchange: April 7, 2022 – 273** Stockers

Steers	Price Range	Average	Top	Heifers	Price Range	Average	Top
1000+	135.00-147.00	139.17	147.00	900+	112.50-139.00	131.83	139.00
900-999	115.00-150.00	135.61	162.50	800-899	110.00-137.50	125.56	153.0
800-899	132.50-155.00	137.47	165.00	700-799	132.50-157.50	144.50	165.00
700-799	140.00-196.00	173.85	196.00	600-699	135.00-167.50	148.52	180.00
600-699	95.00-177.520	145.14	222.50	500-599	135.00-167.50	150.36	180.00
500-599	200.00-247.50	226.36	247.50	400-499	112.50-195.00	155.50	195.00
400-499	185.00-220.00	205.83	220.00	300-399	145.00-195.00	173.00	195.00
399-	175.00-240.00	208.75	240.00				

Stocker sale at **Ontario Stockyards Inc, April 7, 2022- 730** stockers

Steers	Price Range	Average	Top	Heifers	Price Range	Average	Top
1000+	155.00-160.00	157.50	160.00	900+	143.00-156.00	147.33	156.00
900-999	191.00-192.00	191.20	192.00	800-899	107.50-158.50	144.36	158.50
800-899	186.00-204.50	196.03	204.50	700-799	140.00-190.00	167.54	190.00
700-799	185.00-230.00	205.82	230.00	600-699	150.00-211.50	185.83	211.50
600-699	192.50-233.00	219.90	247.00	500-599	184.50-225.00	205.35	225.00
500-599	201.00-269.00	233.39	269.00	400-499	160.00-212.50	187.50	247.00
400-499	180.00-266.00	223.94	270.00	300-399	160.00-222.50	185.45	222.50
399-	150.00-185.00	170.00	185.00				

ONTARIO BRED COW SALES

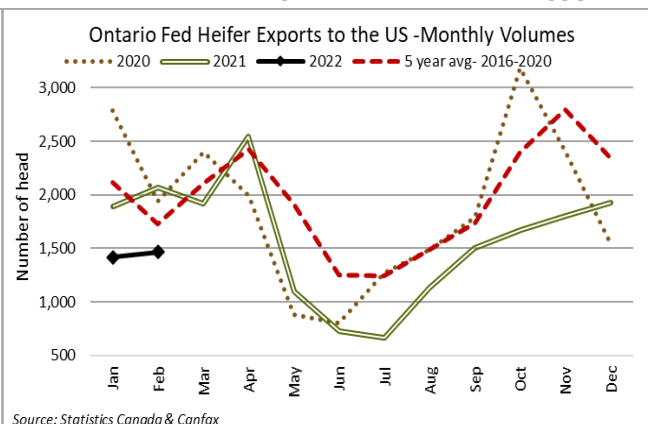
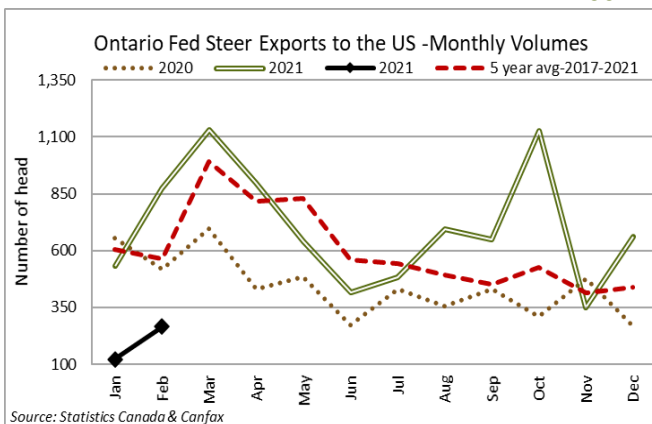
Ontario Stockyards Inc, April 1, 2022- 299 Bred cows, 16 Cow calf pairs (prices are per head & per pair)

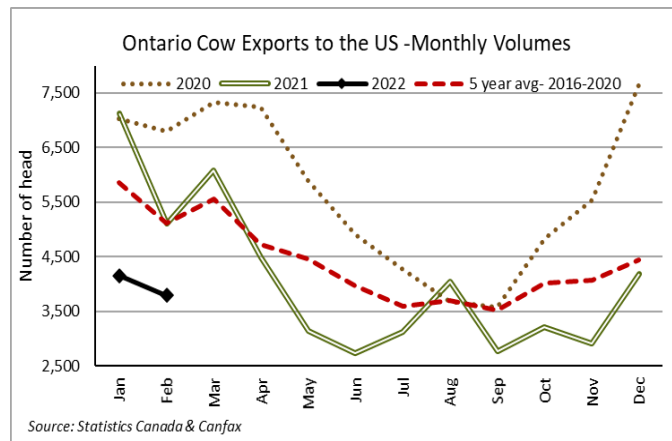
	Exotic and Exotic X	British and British X
Top quality bred cows	\$1800-\$2575	\$1800-\$2200
Avg quality bred cows	\$1500-\$1800	\$1450-\$1750
Top quality cow/calf pairs	\$2200-\$2600	N/T
Avg quality cow/calf pairs	\$1700-\$2300	N/T

Cows sold on a strong market with lots of buyer interest.

WEEKLY LIVE CATTLE EXPORTS-ONTARIO (updates not available this week)

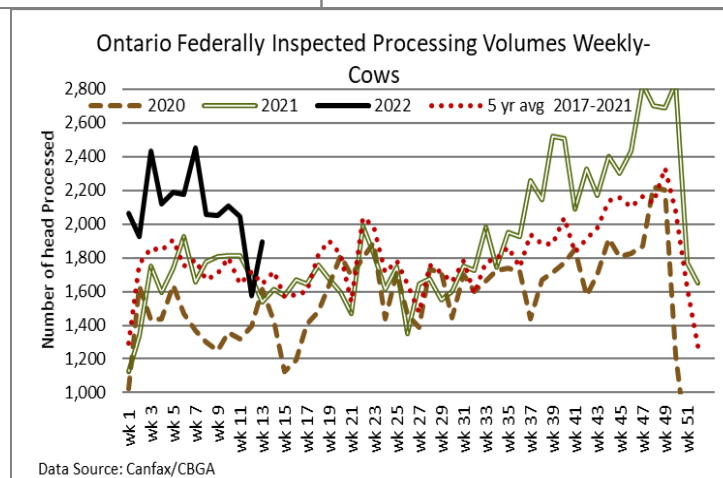
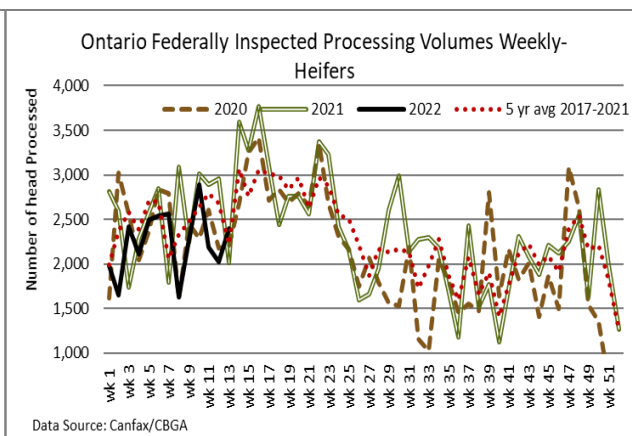
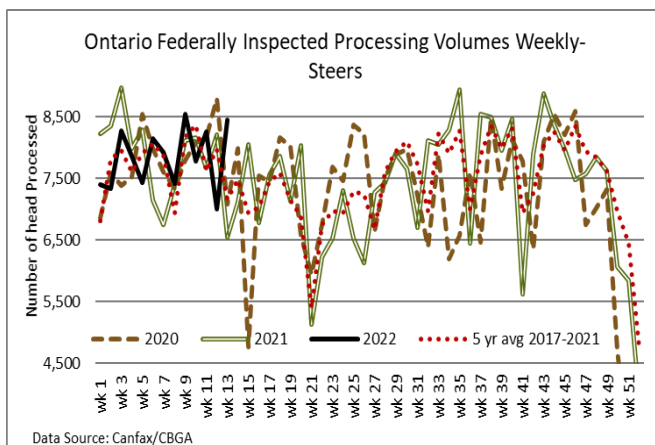
	Week ending Mar 12, 2022	Week ending Mar 5, 2022	Year to Date
Total live slaughter cattle exported from Ontario to the U.S.	1,629	1,758	21,778
Steers & Heifers & Cows	1,523	1,721	20,888
Bulls	106	37	893





FEDERALLY INSPECTED CANADIAN PROCESSING

	Week Ending April 2, 2022	# of hd change from week ago	YTD	% Change (Week Ago)	% Change (Year Ago)
Grand Total	68,546	+5,195	825,642	+8%	+5%
Western Processing	54,367	+5,167	647,049	+11%	+5%
Eastern Processing	14,179	+28	178,593	+0%	+2%



AVERAGE CARCASS WEIGHTS – CANADA

	Steers	Heifers
Apr 2, 2022	949	855
Mar 26, 2022	922	855
Apr 3, 2021	948	856

USDA ESTIMATED CATTLE PROCESSING VOLUME

	Week Ending April 9, 2022	Previous Week	Year Ago
Grand Total	676,000	639,000	642,000

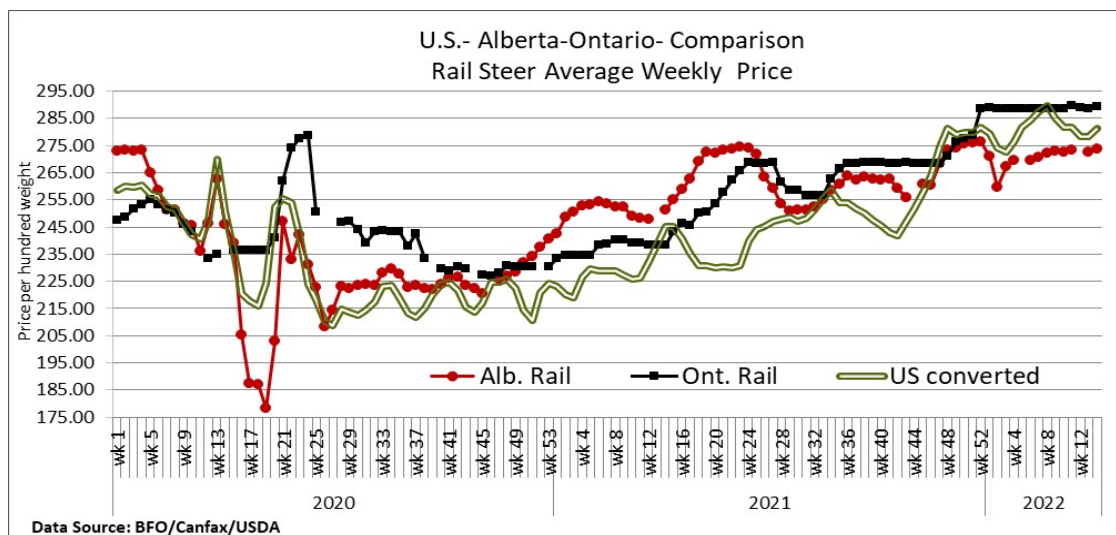
QUEBEC ELECTRONIC AUCTION MARKET (F.O.B. THE FEEDLOT)

	Price	Change from Last Week
For the week ending April 7, 2022	300.25	+5.44

ALBERTA DIRECT TRADE

Alberta's direct trade: for the week ending April 7, 2022

Steers	Live FOB	161.75	Rail FOB	272.75-273.50
Heifers	Live FOB	N/T	Rail FOB	272.00-273.50



U.S. TRADE (U.S. funds)

The U.S. cash cattle trade: for the week ending April 7, 2022

Choice and Select Steers and Heifers:	Live	136.00-143.00
	Rail	219.00-226.00

U.S. BOXED BEEF CUT-OUT VALUES (U.S. funds)

	Choice 600-900	Select 600-900
Current Five Day Average	269.83	261.88

BEEF EXPORTS – CANADA

	United States	Change from last year YTD	Mexico	Change from last year YTD
	Jan 1- Jan 31/2022		Jan 1- Jan 31/2022	
Total	27,939 tonnes	+12% or +3,067 tonnes	2,179 tonnes	-14% or -347 tonnes
	Japan	Change from last year YTD	Viet Nam	Change from last year YTD
	Jan 1- Jan 31/2022		Jan 1- Jan 31/2022	
Total	6,272 tonnes	+46% or +1,964 tonnes	1,320 tonnes	+74% or +563 tonnes

LIVE CATTLE – CANADA

IMPORTS	Import % change from 2020 YTD	EXPORTS	Export % change from 2021 YTD
Jan 1- Jan 31/2022		Jan 1- Mar 19/22	
Pure bred	924	Slaughter steers & heifers & cows	117,386 +7%
Non-pure bred	20,753 -24%	Feeder cattle & calves	68,213 +382%
		Bulls	5,249 -13%

BEEF PRODUCTION – CANADA

	<i>Jan 1 – Mar 26/22</i>	<i>Last Year Same Time</i>	<i>% Change</i>
Fed	259,120 tonnes	255,947 tonnes	+1%
Non-fed	39,684 tonnes	39,292 tonnes	+1%

BEEF IMPORTS – CANADA

	<i>Jan 1 – Mar 26/22</i>	<i>Last Year Same Time</i>	<i>% Change</i>
United States	22,630 tonnes	23,358 tonnes	-3%
Non-CUSMA	7,120 tonnes	12,880 tonnes	-45%
EU-27 (beef/veal total)	3,000 tonnes	3,134 tonnes	-4%
Total	36,026 tonnes	41,389 tonnes	-13%

CHICAGO MERCANTILE EXCHANGE

Closing quotes on futures **today** were as follows:

Live Cattle			Feeder Cattle			Corn		
Apr	137.82	-0.17	Apr	156.55	+0.15	May	7.686	+11.0
Jun	133.82	-0.27	May	159.37	-0.10	Jul	7.606	+10.4
Aug	135.85	-0.25	Aug	173.55	-0.72	Sep	7.274	+8.4
Oct	143.25	-0.10	Sep	177.05	-0.17	Dec	7.160	+7.0
Dec	148.85	+0.17	Oct	179.42	+0.10	Mar	7.164	+5.6
Feb	152.52	+0.32	Nov	180.37	+0.00	May	7.164	+5.4

Closing quotes on futures **today** were as follows:

Soybeans			Soft Red Winter Wheat			Canadian \$		
May	16.890	+43.4	May	10.514	+31.4	Spot	79.56	+0.05
Jul	16.680	+41.0	Jul	10.582	+33.0	Jun	79.53	+0.05
Aug	16.200	+35.2	Sep	10.564	+32.2	Sep	79.51	+0.05
Sep	15.376	+28.6	Dec	10.526	+31.6	Dec	79.49	+0.04
Nov	14.954	+29.2	Mar	10.432	+32.0	Mar	79.49	+0.04
Jan	14.940	+27.6	May	10.262	+32.4	Jun	79.50	+0.04

Beef Farmers of Ontario, 130 Malcolm Road, Guelph, ON N1K 1B1 Phone: (519) 824-0334 Fax: (519) 824-9101 or email: markets@ontariobeef.com

OBCFPP LICENCE CHANGES

No Longer Licenced- Country Dealer

Nature Calves Ltd. 530 Windham Road 2, RR 1, Norwich, ON N0J 1P0

ONTARIO STOCKER & FEEDER TRADE SPECIAL SPRING SALES

Apr 9	11:00 am	Denfield Livestock Exchange	Vaccinated Calves & Yearlings
Apr 11	7:00 pm	Maple Hill Auctions Ltd	Special Spring Stocker Sale
Apr 13	7:00 pm	Cargill Auction Market	Special Stocker Sale- All Breeds
Apr 19	11:00 am	Ontario Stockyards Inc	Special All Vaccinated Stocker Sale
Apr 20	10:00 am	Kawartha Lakes Community Sales Barn	Special Stocker Sale
Apr 22	9:00 am	Keady Livestock Market	Special Spring Stocker Sale
Apr 23	8:00 am	Rainy River Cattlemen's Sale- Stratton	Special Spring Stocker Sale, Cows, Bulls etc
Apr 23	11:00 am	Denfield Livestock Exchange	Vaccinated Calves & Yearlings
Apr 25	7:00 pm	Maple Hill Auctions Ltd	Special Spring Stocker Sale
Apr 27	12:30 pm	Aylmer Stockyards Inc	Special Stocker Sale
Apr 27	1:00 pm	Vankleek Hill Livestock Exchange	Special Stocker Sale
Apr 27	7:00 pm	Cargill Auction Market	Special Stocker Sale- All breeds
Apr 29	11:00 am	Keady Livestock Market	Northern Select Stocker Sale
Apr 30	11:00 am	Denfield Livestock Exchange	Vaccinated Calves & Yearlings

Comments for the week ending April 7th

461 fed steers and heifers were sold through auction markets this week up 1232 head from last week and about steady to this time last year. Fed steers ranged from \$166.06-\$177.39 averaging \$172.49 up \$3.41 from last week and \$30.74 above year ago prices. Fed heifers traded from \$160.53-\$174.05 averaging \$169.73 up \$0.88 from the previous week and \$27.48 stronger than this time last year. Auction markets reported trade as steady to fully steady but by Thursday the market was \$1.00 cwt higher.

The Ontario railgrade market was fairly quiet this week with just a light test reported and one federal packer not bidding. The few sales reported were at \$290.00 for steers with delivery the week of April 25th, and a couple for \$293.00 for next week delivery. Heifer sales were limited from \$289.00-\$290.00 dressed and not enough sold to establish a price report, however the market tone was steady.

The Boxed Beef Report by Kevin Grier for last week's overview noted: "The market remained on an upward trajectory last week. There is pricing momentum and demand is supportive. Middle meats are showing seasonal strength. The chuck is showing counter-seasonal strength. Competing meats, especially chicken, are on the rise and beef's competitive position is improving. Production has been ample, but demand has been able to support higher prices. With that said, volumes sold in the U.S. were sluggish last week. Packers have been well sold out-front, but that also means that buyers are well bought. Production is going to stay abundant in both Canada and the U.S. Logic suggests that demand is going to become less of an engine given inflation and concerns about the economy." Reporting on the Spot Canadian Availability Kevin notes: "Cargill worked Saturday in High River and put in overtime each day in Guelph. Packers will have product on hand this week across the cutout. Ribs and tenders might be tight, but the rest should be available. U.S. product will continue to show in Canada and keep Canadian packers on the defensive."

2,119 fed/cull cows sold through auction markets this week up 364 head from last week and 84 more than the same week last year. Cows traded from \$80.22-\$111.99 with a weekly weighted average price of \$94.82 down \$2.07 from last week and \$20.82 above last year at this time. Auction markets reported trade as steady with quality considered to start. By Tuesday trade was reported as steady to \$3.00-\$5.00 cwt stronger and steady by Wednesday and Thursday. 31% of this week's volume of cows were beef cows at 648 head, averaging \$99.03 down \$3.53 from last week's weighted average beef cow price. Last week beef cows made up just 20% of the total weekly offering.

3,505 stocker and feeder cattle sold through auction markets this week down 940 head from last week but 579 more than the same week last year. Auction markets reported trade as active with prices reported as firm to fully steady. By mid-week the heavy cattle were barely steady. The market ended the week as steady to stronger. Actual average prices this week saw steers 400-500 lbs up \$22.03 from last week, 500-600 lbs up \$19.82, 600-700 lbs up \$8.19, 700-800 lbs up \$6.54, 800-900 lbs up \$5.21, 900-1000 lbs up \$2.52 and steers 1000 lbs and over averaged \$0.47 easier than last week's weighted average prices. Heifers from 300-400 lbs were up \$4.96 on average, 400-500 lbs up \$8.82, 500-600 lbs up \$5.97, 600-700 lbs up \$5.63, 700-800 lbs up \$10.11, 800-900 lbs up \$2.73 and heifers 900 lbs plus averaged \$0.22 above last week on average.

The Quebec electronic market this week was reported at \$300.25 cwt on a picked-up basis, up \$5.44 from last week on average, with a light offering all selling to Quebec plants.

Alberta direct trade on Wednesday and Thursday was moderate in volume noted Canfax, with prices holding fully steady to last week at \$275.00 cwt delivered on a dressed basis. Canfax notes that most of this week's larger offering was sold, with delivery scheduled for the first couple of weeks in May.

The U.S. cash cattle trade for the week ending April 1st was fully steady in the south at mainly \$138.00 live. Northern feeders were able to push prices slightly higher with sales reported from \$138.00-\$144.00 live, with cattle in Iowa at the higher end. Dressed prices saw a large range from \$219.00-\$228.00 dressed, mainly \$222.00-\$223.00 up \$1.00-\$2.00 cwt. Overall average prices for the week, posted by the USDA Mandatory Price report saw live steers average \$139.32 up \$0.37 with heifers averaging \$138.68 up \$0.36. On the rail, steers averaged \$222.61 dressed, up \$1.15 from the previous week while heifers averaged \$222.21 up \$1.21

This week the US cash cattle trade surfaced on Monday which is unusually early. Trade most of this week was light to moderate at fully steady prices, with business occurring daily. Live trade in the south has been reported from \$137.00-\$138.00, mainly \$138.00. In the north steady prices of \$138.00-\$140.00 live and \$220.00-\$225.00 dressed, majority at \$222.00 were reported. A few clean up deals on Thursday surfaced in the north with a slight improvement to \$140.00-\$141.00 live and \$222.00-\$226.00 dressed. Business for the week appears to be completed.