



## Weekly Market Information Report for the week ending Wednesday April 13, 2022

The following information is collected from various sources and disseminated by Beef Farmers of Ontario.

### ONTARIO DIRECT TO PACKER RAILGRADE CATTLE TRADE

Prices are on a carcass weight basis before grade and weight discounts. Weekly Range:

A Grade Steers 290.00  
A Grade Heifers 289.00-290.00

### ONTARIO LIVE CATTLE TRADE - *\*\*short one day's data due to the Good Friday Holiday*

Ontario auction sales this week saw weighted average price ranges for:

FED CATTLE	Volume	Price Range	Average	Top	Last Week Avg
Large Frame Steers +1250	51	166.08-176.65	172.77	196.50	172.94
Medium Frame Steers +1250	62	156.47-169.98	163.74	195.00	170.50
Large & Medium Frame Steers +1250	113	159.37-173.41	167.74	196.50	172.49
Large Frame Heifers +1000	53	159.93-178.57	169.78	193.00	169.32
Medium Frame Heifers +1000	144	156.26-173.29	167.88	200.00	169.67
Large & Medium Frame Heifers +1000	197	162.55-174.68	169.40	200.00	169.73
Fed steers, Dairy & Dairy Cross +1250	21	113.36-130.98	123.75	151.00	138.53
Fed heifers, Dairy & Dairy Cross +1000	99	101.05-139.23	125.74	145.99	121.06
Cows - All Weights	1,450	80.76-113.52	95.68	145.00	94.82
Bulls - All Weights	102	107.52-137.02	122.22	154.00	123.86

### STOCKERS - Large and Medium Frame

STEERS	Volume	Price Range	Average	Top	Last Week Avg
1000+	712	172.23-192.10	180.12	200.50	173.87
900-999	719	182.36-200.78	192.58	204.50	183.78
800-899	352	184.28-199.85	195.40	212.00	192.31
700-799	396	189.40-222.71	206.65	238.25	198.95
600-699	224	191.79-232.55	215.36	251.00	210.51
500-599	146	187.75-244.31	219.49	261.00	224.42
400-499	55	208.15-248.12	230.66	272.00	221.62
-399	10	159.60-220.60	197.00	261.00	162.59

### STOCKERS - Large and Medium Frame

HEIFERS	Volume	Price Range	Average	Top	Last Week Avg
+900	244	145.39-175.78	161.91	188.00	163.34
800-899	170	160.30-186.58	174.12	200.00	168.36
700-799	207	169.80-194.07	181.43	210.00	177.29
600-699	199	154.32-195.94	177.47	214.00	179.88
500-599	138	151.17-199.51	181.88	239.00	192.30
400-499	58	153.03-205.14	175.95	232.00	181.13
300-399	10	172.50-176.00	174.25	235.00	175.50
-299	4	190.75-202.00	195.75	215.00	165.15

At Kawartha Lakes Community Sale Barn: April 9, 2022 – 237 cows, 15 bulls, 31 veal, 29 stockers, 17 Fed Cattle

	Price Range	Avg.	Top
Cows	84.00-117.50	98.10	125.50
Bulls under 1600 lbs	111.50-139.00	120.99	139.00
Bulls over 1600 lbs	118.00-148.00	131.11	148.00
Veal 600 lbs +	127.00-144.00	133.81	144.00
Veal 125 lbs or less	160.00-500.00	262.55	500.00

**Denfield Livestock Exchange Inc., April 12, 2022: 221 Fed Cattle, 19 Veal, 61 Cows, 9 bulls**

	Price Range	Average	Top
Large & Medium Frame Fed Steers +1250 lbs	167.75-178.75	174.30	196.50
Large & Medium Frame Fed Heifers +1000 lbs	170.00-178.00	173.90	200.00
Cows	90.00-110.00	100.69	119.50
Veal calves 600 lbs +	140.00-155.50	150.34	155.50

**At Aylmer Stockyards Inc.: April 13, 2022 – 9 veal, 92 Cows, 81 fed cattle, 4 bulls, 9 stockers**

	Price Range	Average	Top
Fed Heifers, Dairy & Dairy Cross 1000 lbs +	98.99-145.99	135.60	145.99
Cows	71.99-112.99	93.60	112.99
Veal over 600 lbs	118.99-167.99	146.90	167.99

**ONTARIO STOCKER & FEEDER TRADE****Stocker sale at Brussels Livestock: April 8, 2022 – 1,280 Stockers**

Steers	Price Range	Average	Top	Heifers	Price Range	Average	Top
1000+	171.00-196.00	182.97	200.50	900+	149.00-179.75	164.63	188.00
900-999	179.00-201.25	172.72	201.25	800-899	161.00-195.50	177.73	196.00
800-899	182.00-201.00	183.23	201.00	700-799	175.00-198.25	186.37	198.25
700-799	188.00-220.00	204.39	230.00	600-699	174.00-200.00	183.49	205.50
600-699	194.50-236.00	219.26	250.00	500-599	157.50-191.00	179.09	205.00
500-599	202.00-260.00	222.02	261.00	400-499	183.00-229.00	207.25	230.00
400-499	221.00-240.00	230.11	250.00				

**Stocker sale at: Community Livestock Exchange: April 12, 2022 – 130 Stockers**

Steers	Price Range	Average	Top	Heifers	Price Range	Average	Top
700-799	144.99-189.99	161.00	189.99	600-699	139.99-176.00	157.40	176.00
600-699	125.00-217.99	180.09	214.99	500-599	119.99-190.99	159.89	190.99
500-599	169.99-233.99	212.40	233.99	400-499	140.99-190.99	157.40	190.99
400-499	127.49-252.49	192.79	252.49				

**Stocker sale at: Keady Livestock Market: April 12, 2022 – 564 Stockers**

Steers	Price Range	Average	Top	Heifers	Price Range	Average	Top
1000+	148.00-176.00	170.41	176.00	900+	138.00-160.00	152.00	160.00
900-999	193.00-202.75	201.35	202.75	800-899	167.00-177.50	175.75	177.50
800-899	200.50-204.50	203.64	204.50	700-799	1698.00-189.50	180.29	189.50
700-799	198.00-232.50	214.66	238.25	600-699	152.50-198.00	178.82	214.00
600-699	227.50-251.00	234.17	251.00	500-599	200.00-224.00	220.11	224.00
500-599	197.00-260.00	239.10	261.00	400-499	185.00-232.00	217.03	232.00

**Stocker sale at: Renfrew Pontiac Livestock: April 12, 2021 – 290 Stockers**

Steers	Price Range	Average	Top	Heifers	Price Range	Average	Top
1000+	159.00-183.69	181.40	183.69	900+	117.50-159.49	152.49	159.49
900-999	180.00-188.99	184.29	188.99	800-899	147.99-172.99	166.59	172.99
800-899	169.99-197.50	196.39	197.50	700-799	123.99-180.00	159.00	180.00
700-799	171.99-214.99	199.79	214.99	600-699	126.00-195.99	171.59	195.99
600-699	142.50-210.99	185.69	210.99	500-599	112.50-208.00	173.99	208.00
500-599	130.00-252.00	215.30	252.00	400-499	144.99-212.50	173.90	212.50
400-499	200.00-258.00	2398.29	258.00				
399-	150.00-232.50	208.49	232.50				

Stocker sale at **Ontario Livestock Exchange, April 13, 2022 - 705 stockers**

Steers	Price Range	Average	Top	Heifers	Price Range	Average	Top
1000+	175.00-194.00	180.89	194.00	900+	N/T		
900-999	185.00-204.50	193.38	204.50				
800-899	175.00-204.00	196.28	204.00				
600-699	229.00-239.00	236.00	239.00				

### ONTARIO STOCKER & FEEDER TRADE SPECIAL SPRING SALES

Stocker sale at **Denfield Livestock Exchange: April 9, 2022 – 510 Stockers**

Steers	Price Range	Average	Top	Heifers	Price Range	Average	Top
1000+	169.00-175.00	171.72	178.00	900+	156.00-167.00	159.00	167.00
900-999	183.00-197.50	189.20	199.00	800-899	166.00-182.00	173.06	200.00
800-899	185.00-197.00	191.33	212.00	700-799	186.50-210.00	193.80	210.00
700-799	195.00-227.00	213.44	227.00	600-699	165.00-210.00	191.31	210.00
600-699	217.00-235.00	224.47	235.00	500-599	186.00-218.00	207.25	218.00
500-599	222.00-227.00	224.48	230.00	400-499	152.00-192.00	166.43	196.00

All classes of cattle sold very strong.

### WEEKLY LIVE CATTLE EXPORTS-ONTARIO

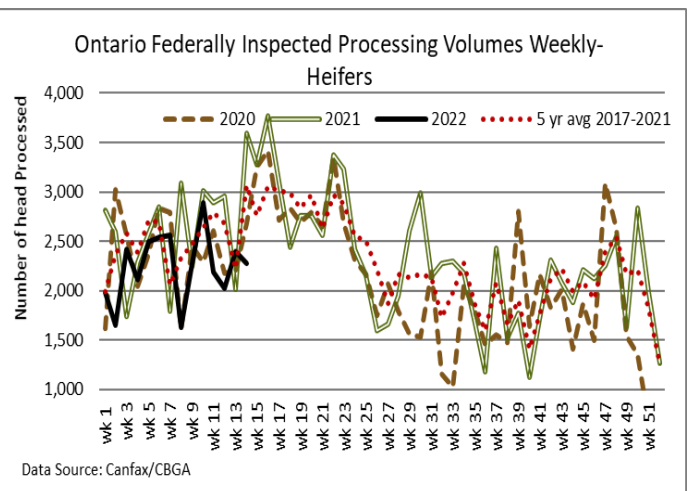
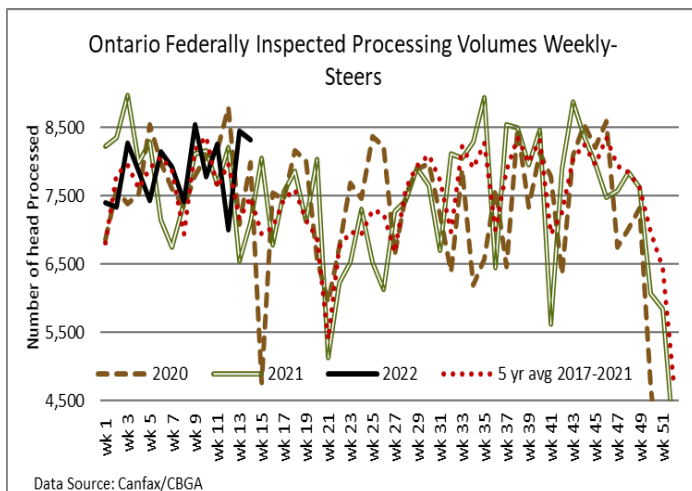
	Week ending Mar 26, 2022	Week ending Mar 19, 2022	Year to Date
Total live slaughter cattle exported from Ontario to the U.S.	1,979	1,860	25,617
Steers & Heifers & Cows	1,883	1,756	24,524
Bulls	96	104	1,093

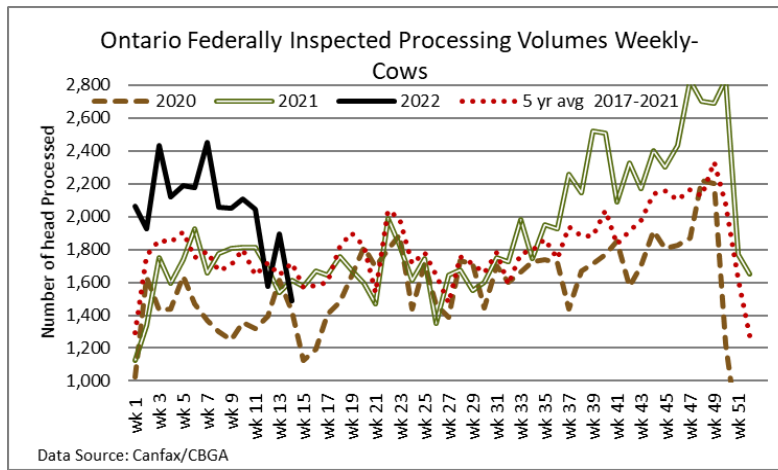
### FEDERALLY INSPECTED CANADIAN PROCESSING

	Week Ending April 9, 2022	# of hd change from week ago	YTD	% Change (Week Ago)	% Change (Year Ago)
Grand Total	68,108	-438	893,750	-1%	+5%
Western Processing	54,556	+189	701,605	+0%	+5%
Eastern Processing	13,552	-627	192,145	-4%	+2%

### FEDERALLY INSPECTED ONTARIO PROCESSING

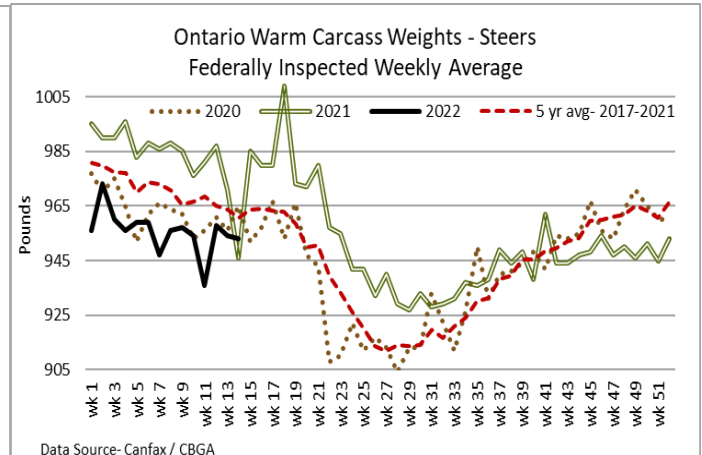
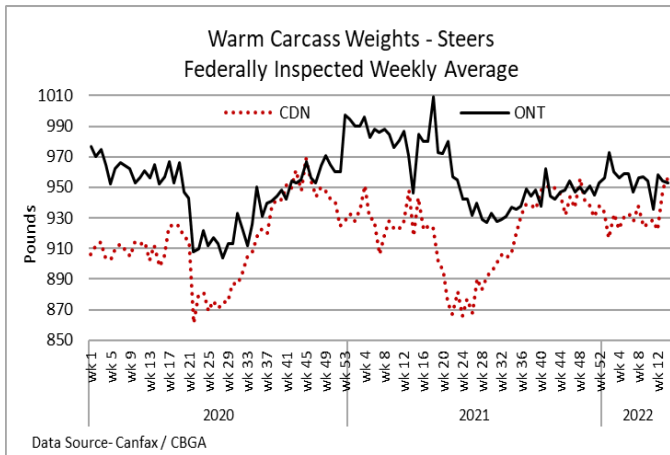
	Week Ending April 9, 2022	# of hd change from week ago	YTD	% Change (Week Ago)	% Change (Year Ago)
Grand Total	12,099	-653	172,454	-5%	+2.3%





### AVERAGE CARCASS WEIGHTS – CANADA

	Steers	Heifers
Apr 9, 2022	956	858
Apr 2, 2022	949	855
Apr 10, 2021	918	861



### USDA ESTIMATED CATTLE PROCESSING VOLUME

	Week Ending April 9, 2022	Previous Week	Year Ago
Grand Total	N/A	676,000	N/A

### QUEBEC ELECTRONIC AUCTION MARKET (F.O.B. THE FEEDLOT)

	Price	Change from Last Week
For the week ending April 13, 2022	298.50-305.00	+1.69

### ALBERTA DIRECT TRADE

Alberta's direct trade: for the week ending April 13, 2022

Steers	Live FOB	N/T	Rail Delivered	277.00
Heifers	Live FOB	N/T	Rail Delivered	277.00

### U.S. TRADE (U.S. funds)

The U.S. cash cattle trade: for the week ending April 13, 2022

Choice and Select Steers and Heifers:	Live	139.00-145.00
	Rail	220.00-231.00

### U.S. BOXED BEEF CUT-OUT VALUES (U.S. funds)

	Choice 600-900	Select 600-900
Current Five Day Average	271.96	260.38

### BEEF EXPORTS – CANADA

	<b>United States</b> Jan 1- Feb 28/2022	Change from last year YTD	<b>Mexico</b> Jan 1- Feb 28/2022	Change from last year YTD
Total	54,762 tonnes	+13% or +6,288 tonnes	4,454 tonnes	+6% or +261 tonnes
	<b>Japan</b> Jan 1- Feb 28/2022	Change from last year YTD	<b>Viet Nam</b> Jan 1- Feb 28/2022	Change from last year YTD
Total	10,145 tonnes	+25% or +2,024 tonnes	2,428 tonnes	+36% or +647 tonnes

### LIVE CATTLE – CANADA

IMPORTS			EXPORTS		
	Import % change from 2020 YTD			Export % change from 2021 YTD	
Jan 1- Feb 28/2022			Jan 1- Mar 26/22		
Pure bred	1,069	+572	Slaughter steers & heifers & cows	128,993	+8%
Non-pure bred	33,996	-41%	Feeder cattle & calves	74,552	+355%
			Bulls	6,451	-2%

### BEEF PRODUCTION – CANADA

	Jan 1 – Apr 2/22	Last Year Same Time	% Change
Fed	283,320 tonnes	272,569 tonnes	+4%
Non-fed	42,893 tonnes	41,485 tonnes	+3%

### BEEF IMPORTS – CANADA

	Jan 1 – Apr 2/22	Last Year Same Time	% Change
United States	24,395 tonnes	25,332 tonnes	-4%
Non-CUSMA	7,814 tonnes	13,485 tonnes	-42%
EU-27 (beef/veal total)	3,357 tonnes	3,430 tonnes	-2%
Total	39,099 tonnes	44,588 tonnes	-12%

### CHICAGO MERCANTILE EXCHANGE

Closing quotes on futures **today** were as follows:

Live Cattle			Feeder Cattle			Corn		
<b>Apr</b>	140.67	+0.05	<b>Apr</b>	158.20	-0.35	<b>May</b>	7.902	+6.6
<b>Jun</b>	136.42	-0.45	<b>May</b>	161.77	-0.17	<b>Jul</b>	7.836	+5.6
<b>Aug</b>	138.32	-0.32	<b>Aug</b>	174.35	-0.07	<b>Sep</b>	7.486	+1.6
<b>Oct</b>	144.82	-0.22	<b>Sep</b>	177.62	-0.37	<b>Dec</b>	7.352	-0.4
<b>Dec</b>	150.55	+0.00	<b>Oct</b>	179.97	-0.35	<b>Mar</b>	7.372	-0.6
<b>Feb</b>	154.07	-0.10	<b>Nov</b>	181.17	-0.15	<b>May</b>	7.376	-0.4

Closing quotes on futures **today** were as follows:

Soybeans			Soft Red Winter Wheat			Canadian \$		
<b>May</b>	16.822	+6.2	<b>May</b>	10.964	-17.0	<b>Spot</b>	79.30	-0.26
<b>Jul</b>	16.652	+0.2	<b>Jul</b>	11.044	-16.6	<b>Jun</b>	79.28	-0.25
<b>Aug</b>	16.244	-0.4	<b>Sep</b>	11.010	-17.4	<b>Sep</b>	79.25	-0.25
<b>Sep</b>	15.454	-2.0	<b>Dec</b>	10.936	-18.0	<b>Dec</b>	79.22	-0.26
<b>Nov</b>	15.014	-4.2	<b>Mar</b>	10.856	-16.6	<b>Mar</b>	79.23	-0.24
<b>Jan</b>	15.010	-4.0	<b>May</b>	10.714	-12.2	<b>Jun</b>	79.25	-0.23

Beef Farmers of Ontario, 130 Malcolm Road, Guelph, ON N1K 1B1 Phone: (519) 824-0334 Fax: (519) 824-9101 or email: [markets@ontariobeef.com](mailto:markets@ontariobeef.com)

### **ONTARIO STOCKER & FEEDER TRADE SPECIAL SPRING SALES**

Apr 20	10:00 am	Kawartha Lakes Community Sales Barn	Special Stocker Sale
Apr 22	9:00 am	Keady Livestock Market	Special Spring Stocker Sale
Apr 23	8:00 am	Rainy River Cattlemen's Sale- Stratton	Special Spring Stocker Sale, Cows, Bulls etc
Apr 23	11:00 am	Denfield Livestock Exchange	Vaccinated Calves & Yearlings
Apr 25	7:00 pm	Maple Hill Auctions Ltd	Special Spring Stocker Sale
Apr 26	11:00 am	Ontario Stockyards Inc	Special All Vaccinated Stocker Sale
Apr 27	12:30 pm	Aylmer Stockyards Inc	Special Stocker Sale
Apr 27	1:00 pm	Vankleek Hill Livestock Exchange	Special Stocker Sale
Apr 27	7:00 pm	Cargill Auction Market	Special Stocker Sale- All breeds
Apr 29	11:00 am	Keady Livestock Market	Northern Select Stocker Sale
Apr 30	11:00 am	Denfield Livestock Exchange	Bred Cow & Cow/Calf Pair Sale
May 4	10:00 am	Kawartha Lakes Community Sale Barn	Peterborough/Victoria County Spring Stocker Sale
May 5	10:00 am	Grey Bruce Livestock Co-op- Wiarton	Special Spring Stocker Sale
May 6	11:00 am	Community Livestock Exchange	Quinte Cattlemen's Special Stocker Sale
May 7	10:00 am	Algoma Co-op Livestock Sales- Thessalon	Spring Stocker Sale
May 7	11:00 am	Denfield Livestock Exchange	Vaccinated Calves and Yearling Sale
May 7	12:00 pm	Ontario Stockyards Inc	Special Bred Cow Sale

### **Comments for the week ending April 13<sup>th</sup>**

*Please note that volumes are lower this week due to the Good Friday Holiday.*

There were just 310 fed steers and heifers sold through auctions this week down 151 from last week and 208 fewer than this time last year with one day's data not included. Steers sold from \$159.37-\$173.41 averaging \$167.74 down \$4.75 from last week but \$24.99 above last year at this time. Heifers ranged from \$162.55-\$174.68 averaging \$169.40 down \$0.33 from last week and \$26.10 above year ago prices. Auction markets reported trade as fully steady with quality a consideration. Top quality cattle did bring a premium with steers topping this week's market at \$196.50 cwt and heifers at \$200.00.

The Ontario railgrade market was very quiet for the first part of the week with one packer not bidding and little action happening. By Wednesday, trade developed at \$290.00 dressed for steers and heifers \$289.00-\$290.00 cwt which is fully steady to the last 15 weeks. Delivery was reported for the weeks of May 2<sup>nd</sup> and a few May 9<sup>th</sup>. Last year at this time the market was trading at \$245.00 dressed, down \$45.00 cwt from current pricing but also noting that prices started to improve last year at this time.

Just 1,450 fed/cull cows sold through auctions on this shortened week, down 669 from last week and 963 fewer than this time last year. Cows sold from \$80.76-\$113.52 averaging \$95.68 up \$0.86 from last week and \$22.00 stronger than year ago prices. Auction markets reported active trading with prices steady to fully steady, with one market noting stronger prices. By Wednesday, good quality cows were slightly stronger with plainer types selling steady. Beef cows averaged \$101.30 cwt up \$2.28 from last week's weighted average beef cow price.

Even with one day less in the data, stocker and feeder cattle volumes were steady to last week at 3,644 head, however there were 3,439 fewer than the same week last year. Auction markets reported light cattle as steady to strong to start and slightly higher as the week progressed. Heavier cattle were reported as \$2.00-\$5.00 cwt higher to start and steady by Tuesday but higher by Wednesday. Actual average prices this week saw steers 400-500 lbs up \$9.04 from last week's weighted average price, 500-600 lbs down \$4.93, 600-700 lbs up \$4.85, 700-800 lbs up \$7.70, 800-900 lbs up \$3.09, 900-1000 lbs up \$8.80 and steers 1000 lbs and over averaged \$6.25 stronger than last week. Heifers from 400-500 lbs were down \$5.18 from last week, 500-600 lbs down \$10.42, 600-700 lbs down \$2.41, 700-800 lbs up \$4.14, 800-900 lbs up \$5.76 with heifers 900 lbs and over averaging \$1.43 easier than last week's weighted average prices.



The Quebec electronic market this week ranged from \$298.50-\$305.00 dressed cwt on a picked-up basis, up \$1.69 from last week on average, with a light offering mainly selling to Quebec plants.

Alberta direct trade this week was up \$2.00 cwt from last week at \$277.00 cwt delivered on a dressed basis. Canfax reports: "Cattle that traded this week were being scheduled for late May delivery and some cattle might not be picked up until early June. Tentatively fed cattle prices did set new annual price highs. With fed calves hitting the market 30 days earlier than normal this has weighed on prices and limited upside. Even with fed calves starting to enter the slaughter mix, cattle continue to grade exceptionally well."

The U.S. cash cattle trade for the week ending April 8th was mostly steady to the previous week, with live trade in the south from \$137.00-\$138.00, mainly \$138.00 while the north ranged from \$138.00-\$143.00, mainly \$138.00-\$139.00 with dressed deals ranging from \$219.00-\$226.00, mostly \$222.00-\$223.00. Overall averages for the week reported by the USDA Mandatory Price report saw live steers average \$138.82 down \$0.50 and heifers \$138.52 down \$0.16 from the previous week's trade. On the rail steers averaged \$222.43 down \$0.18 with heifers averaging \$221.88 down \$0.33.

This week the US cash cattle trade saw two days of light to moderate trading on Tuesday and Wednesday. Business in the south was mainly \$139.00 live up \$1.00 cwt from last week on average. In the north prices were higher ranging anywhere from \$220.00-\$231.00 dressed, mainly \$225.00-\$226.00 up \$2.00-\$3.00 cwt, with some live deals as high as \$144.00-\$145.00. Some clean up trade is possible today ahead of the holiday but it appears the bulk of trade is completed. Asking prices on the few remaining cattle are sitting at \$140.00 plus live in the south and \$230.00 dressed in the north.