



Weekly Market Information Report for the week ending Thursday, April 21, 2022

The following information is collected from various sources and disseminated by Beef Farmers of Ontario.

ONTARIO DIRECT TO PACKER RAILGRADE CATTLE TRADE

Prices are on a carcass weight basis before grade and weight discounts. Weekly Range:

A Grade Steers 290.00-293.00 Majority at 290.00.

A Grade Heifers 289.00-290.00

ONTARIO LIVE CATTLE TRADE

Ontario auction sales this week saw weighted average price ranges for:

FED CATTLE	Volume	Price Range	Average	Top	Last Week Avg
Large Frame Steers +1250	122	167.74-177.16	174.10	178.50	174.72
Medium Frame Steers +1250	112	167.19-175.69	172.93	177.25	164.21
Large & Medium Frame Steers +1250	234	168.07-176.75	173.78	178.50	170.66
Large Frame Heifers +1000	110	168.60-177.26	172.86	197.00	169.06
Medium Frame Heifers +1000	112	160.23-171.77	168.01	200.50	168.45
Large & Medium Frame Heifers +1000	222	164.25-175.45	170.64	200.50	169.47
Fed steers, Dairy & Dairy Cross +1250	90	121.12-147.85	136.52	161.00	125.78
Fed heifers, Dairy & Dairy Cross +1000	104	96.18-143.79	125.87	158.00	126.75
Cows - All Weights	1,879	79.90-109.71	93.09	149.00	94.90
Bulls - All Weights	100	112.10-137.99	125.67	161.00	122.79

STOCKERS - Large and Medium Frame

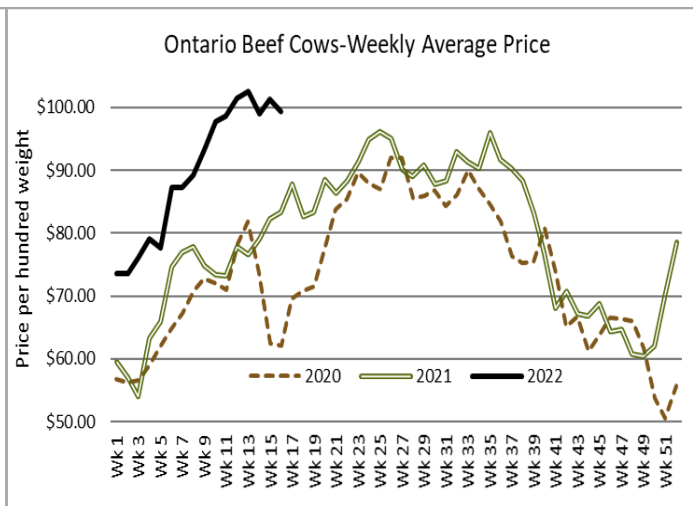
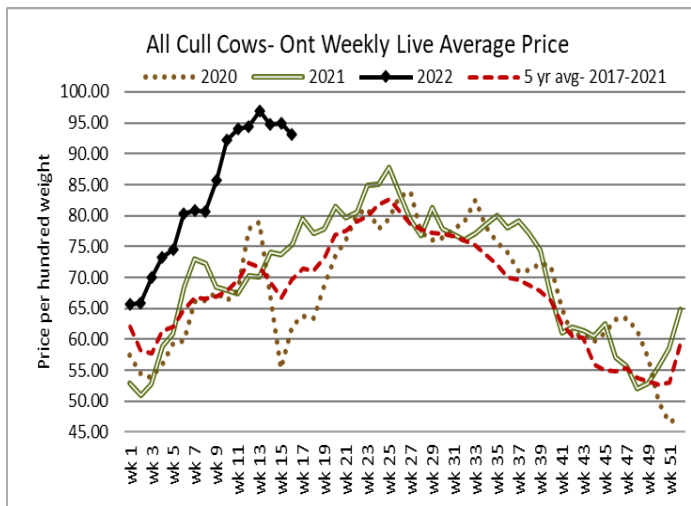
STEERS	Volume	Price Range	Average	Top	Last Week Avg
1000+	650	173.31-192.77	181.03	197.75	179.81
900-999	276	183.95-196.31	189.46	205.75	191.81
800-899	379	177.92-206.17	197.81	216.25	194.61
700-799	465	186.71-225.07	211.85	244.50	204.74
600-699	375	196.79-245.34	221.38	271.00	214.34
500-599	242	191.11-248.93	225.51	283.00	223.79
400-499	152	186.33-256.27	232.10	289.00	225.13
-399	54	117.70-238.46	204.60	278.00	193.06

STOCKERS - Large and Medium Frame

HEIFERS	Volume	Price Range	Average	Top	Last Week Avg
+900	239	135.20-166.98	152.31	176.25	161.07
800-899	134	136.95-165.30	154.95	182.50	171.80
700-799	356	152.25-185.81	173.46	195.50	177.68
600-699	358	153.55-199.46	179.22	217.00	173.47
500-599	267	158.07-207.05	184.27	230.00	183.68
400-499	188	159.88-208.47	188.05	240.00	178.22
300-399	34	158.68-219.34	197.56	265.00	178.20
-299	13	148.84-166.54	159.00	235.00	157.59

At Kawartha Lakes Community Sale Barn: April 16, 2022 – 139 cows, 8 bulls, 34 veal, 21 stockers, 33 Fed Cattle

	Price Range	Avg.	Top
Large & medium frame fed steers 1250 lbs +	173.00-176.50	174.61	176.50
Large & medium frame fed heifers 1000 lbs +	174.00-181.50	175.84	181.50
Cows	84.00-113.00	94.51	120.00
Bulls under 1600 lbs	85.00-115.00	101.68	115.00
Bulls over 1600 lbs	106.00-135.00	121.29	135.00

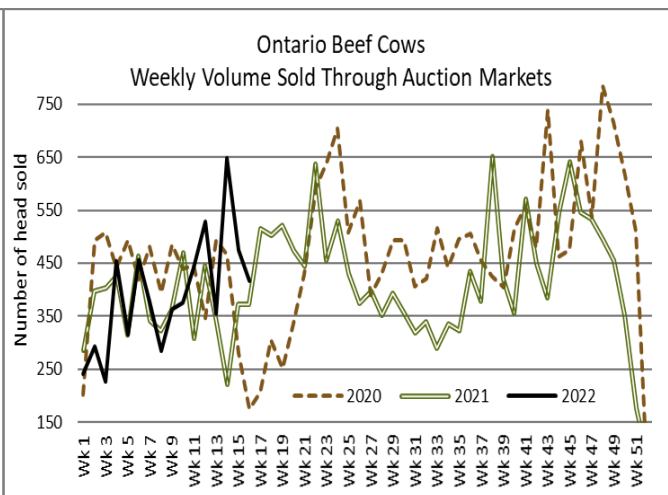
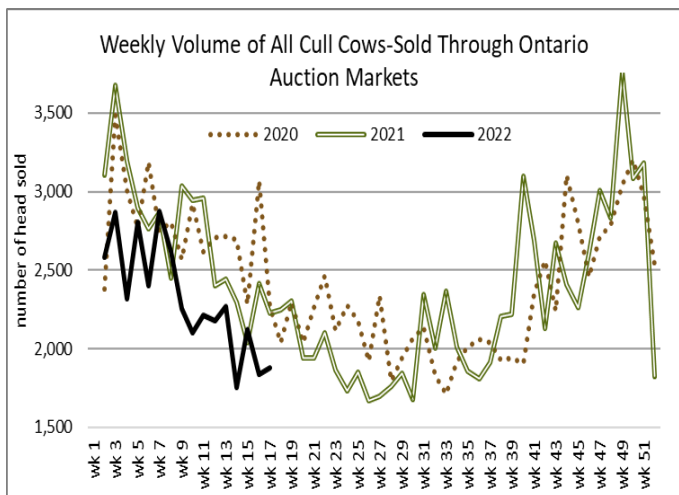


Denfield Livestock Exchange Inc., April 19, 2022: 155 Fed Cattle, 28 Veal, 70 Cows, 5 bulls, 13 stockers

	Price Range	Average	Top
Large & Medium Frame Fed Steers +1250 lbs	160.00-177.25	169.51	177.25
Large & Medium Frame Fed Heifers +1000 lbs	164.75-177.25	172.75	200.50
Cows	74.00-104.00	88.62	121.50
Veal calves 600 lbs +	149.00-158.50	154.62	158.50

At Aylmer Stockyards Inc.: April 20, 2022 – 42 veal, 144 Cows, 60 fed cattle, 3 bulls, 18 stockers

	Price Range	Average	Top
Fed Heifers, Dairy & Dairy Cross 1000 lbs +	82.99-150.00	130.49	150.00
Cows	59.99-125.00	94.79	125.00
Veal over 600 lbs	110.00-189.99	142.19	189.99



ONTARIO STOCKER & FEEDER TRADE

Stocker sale at **Ontario Livestock Exchange: April 14, 2022 – 241 Stockers**

Steers	Price Range	Average	Top	Heifers	Price Range	Average	Top
900-999	145.00-189.00	167.00	189.00	900+	140.00-164.00	154.89	164.00
800-899	161.00-196.00	181.05	196.00	800-899	132.50-161.00	143.00	171.00
700-799	145.00-195.00	177.00	195.00	700-799	122.50-182.00	149.88	205.50
600-699	147.50-227.50	189.25	227.50	600-699	132.50-165.00	145.19	180.00
500-599	170.00-235.00	193.13	235.00	500-599	135.00-172.50	162.50	172.50
400-499	205.00-210.00	208.75	210.00				

Stocker sale at **Ontario Stockyards Inc: April 14, 2022 – 486** Stockers

<i>Steers</i>	<i>Price Range</i>	<i>Average</i>	<i>Top</i>	<i>Heifers</i>	<i>Price Range</i>	<i>Average</i>	<i>Top</i>
900-999	172.00-195.50	187.43	195.50	800-899	150.00-167.00	162.36	167.00
800-899	176.00-222.00	195.71	222.00	700-799	145.00-191.00	173.61	191.00
700-799	189.00-210.25	200.70	210.25	600-699	140.00-189.50	165.71	222.50
600-699	215.00-233.00	223.69	237.00	500-599	177.50-224.00	200.44	224.00
500-599	230.00-255.00	245.84	265.00	400-499	162.50-211.00	187.78	211.00
400-499	194.00-251.00	219.00	273.00	300-399	135.00-212.50	179.06	212.50
399-	112.50-275.00	198.76	275.00				

Stocker sale at **Brussels Livestock: April 16, 2022 – 540** Stockers

<i>Steers</i>	<i>Price Range</i>	<i>Average</i>	<i>Top</i>	<i>Heifers</i>	<i>Price Range</i>	<i>Average</i>	<i>Top</i>
1000+	176.00-197.75	186.43	197.75	900+	144.50-170.75	161.65	176.25
900-999	195.50-204.00	198.80	204.00	800-899	139.00-182.50	167.44	182.50
800-899	194.00-214.00	206.54	214.00	700-799	169.00-195.50	180.33	195.50
700-799	197.00-225.50	211.75	225.50	600-699	196.00-216.00	207.00	216.00
600-699	220.00-252.00	236.80	252.00	500-599	171.00-221.00	207.28	221.00
500-599	225.00-252.50	247.36	263.00	400-499	155.00-183.00	161.22	194.00
400-499	239.00-260.00	249.37	260.00				

Stocker sale at: **Community Livestock Exchange: April 19, 2022 – 126** Stockers

<i>Steers</i>	<i>Price Range</i>	<i>Average</i>	<i>Top</i>	<i>Heifers</i>	<i>Price Range</i>	<i>Average</i>	<i>Top</i>
600-699	160.00-227.49	201.50	227.49	600-699	117.50-169.99	146.50	169.99
500-599	165.99-247.99	206.19	247.99	500-599	132.00-192.99	171.59	192.99
400-499	160.00-252.99	217.39	252.99	400-499	130.00-194.99	176.00	194.99

Stocker sale at: **Keady Livestock Market: April 19, 2022 – 649** Stockers

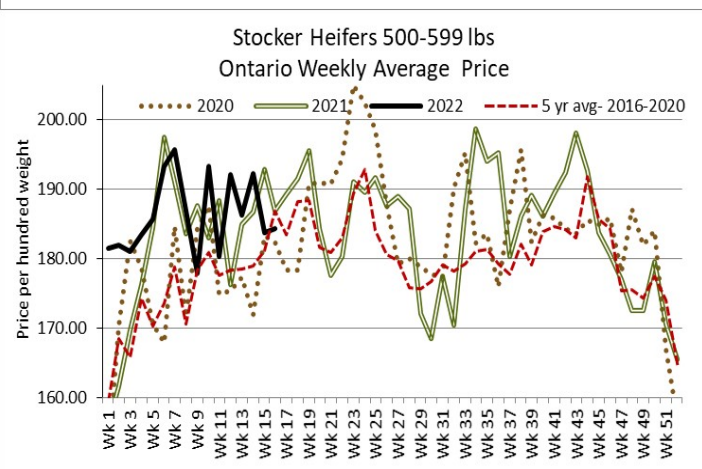
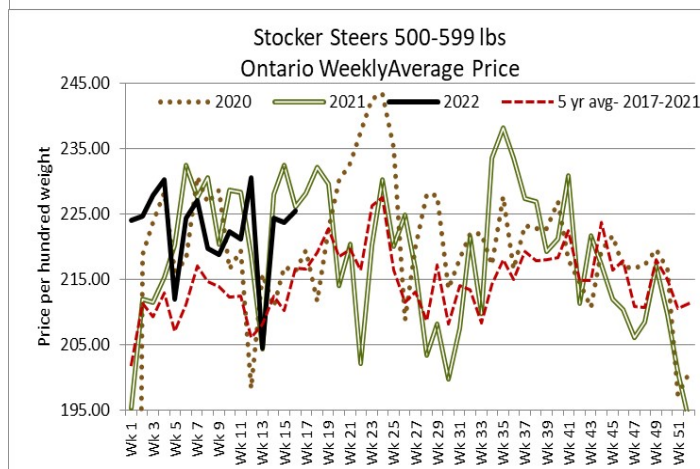
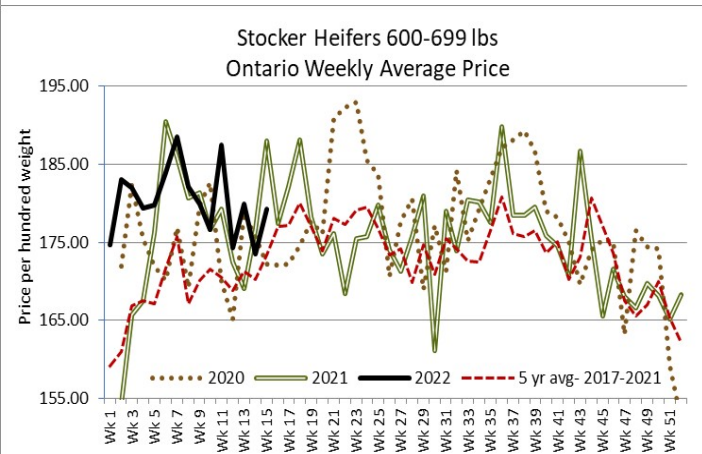
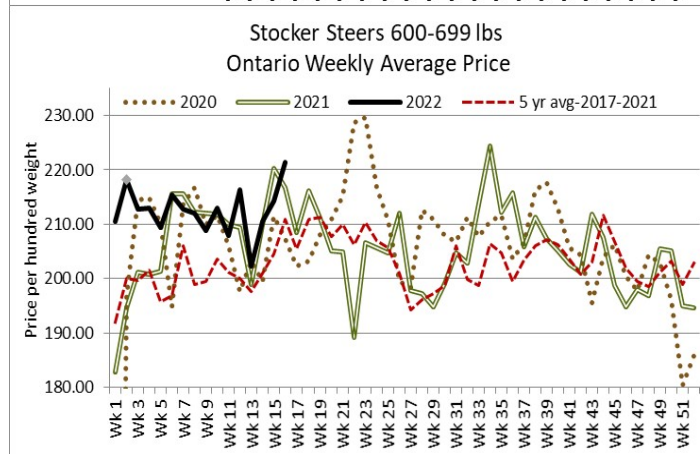
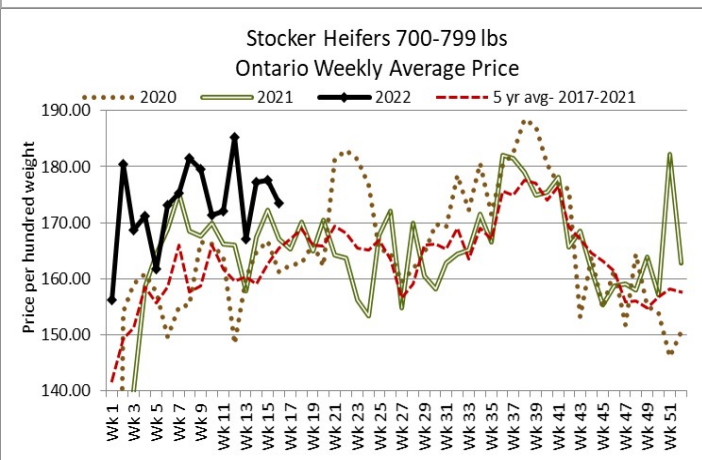
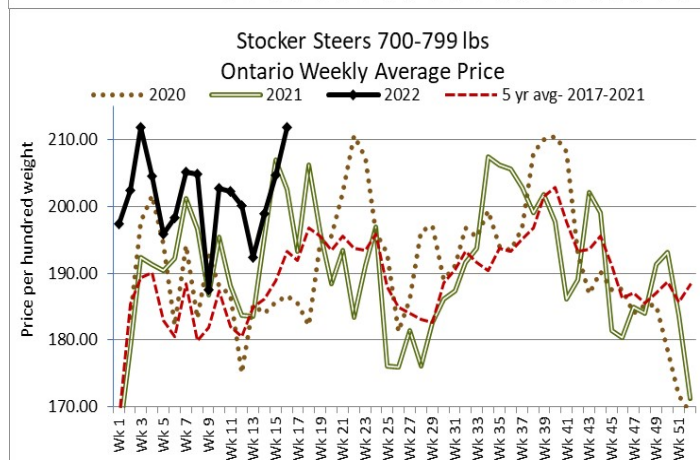
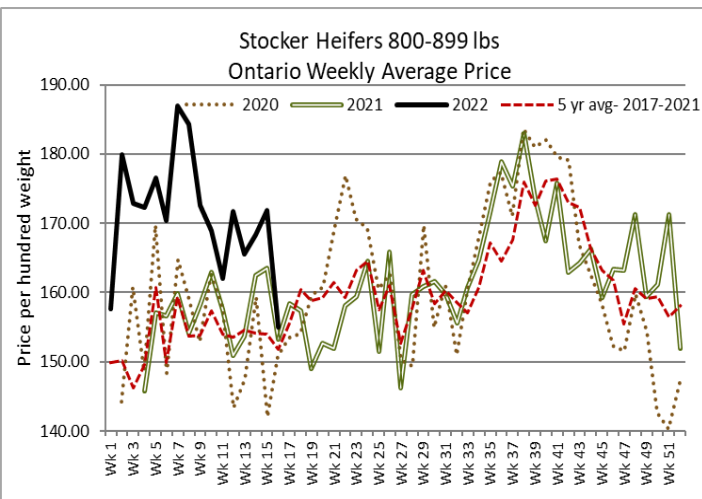
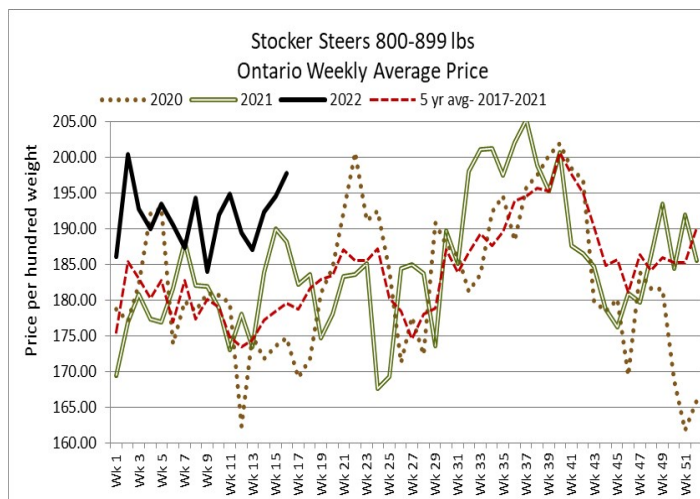
<i>Steers</i>	<i>Price Range</i>	<i>Average</i>	<i>Top</i>	<i>Heifers</i>	<i>Price Range</i>	<i>Average</i>	<i>Top</i>
1000+	189.75-192.75	190.38	192.75	800-899	160.00-177.00	166.26	177.00
900-999	198.50-205.75	202.73	205.75	700-799	181.00-183.00	181.74	183.00
800-899	201.00-216.25	210.10	216.25	600-699	177.00-217.00	191.76	217.00
700-799	214.00-244.50	235.63	244.50	500-599	205.00-223.00	212.54	230.00
600-699	240.00-271.00	252.10	271.00	400-499	215.00-225.00	222.50	225.00
500-599	230.00-252.50	239.17	252.50				
400-499	230.00-240.00	236.00	250.00				

Stocker sale at: **Renfrew Pontiac Livestock: April 19, 2021 – 277** Stockers

<i>Steers</i>	<i>Price Range</i>	<i>Average</i>	<i>Top</i>	<i>Heifers</i>	<i>Price Range</i>	<i>Average</i>	<i>Top</i>
900-999	137.50-175.00	143.70	175.00	900+	118.99-175.80	155.89	175.80
800-899	178.00-194.99	189.19	194.99	800-899	114.99-165.99	152.69	165.99
700-799	147.50-200.00	189.39	200.00	700-799	105.00-186.00	170.90	186.00
600-699	175.00-218.00	198.59	218.00	600-699	142.99-193.99	165.99	193.99
500-599	164.99-235.00	207.69	235.00	500-599	135.00-189.99	150.09	189.99
400-499				400-499	144.99-200.00	167.10	200.00

Stocker sale at **Ontario Livestock Exchange, April 20, 2022 - 686** stockers

<i>Steers</i>	<i>Price Range</i>	<i>Average</i>	<i>Top</i>	<i>Heifers</i>	<i>Price Range</i>	<i>Average</i>	<i>Top</i>
1000+	174.50-194.00	181.57	194.00	900+	139.00-164.00	141.78	164.00
900-999	187.00-198.00	192.78	198.00				



Stocker sale at **Ontario Livestock Exchange: April 21, 2022 – 265** Stockers

Steers	Price Range	Average	Top	Heifers	Price Range	Average	Top
800-899	158.00-179.00	174.40	186.00	600-699	127.50-195.00	172.83	215.00
700-799	125.00-200.00	152.89	214.00	500-599	142.50-205.00	177.95	205.00
600-699	162.50-220.00	202.32	220.00	400-499	135.00-187.50	166.96	222.50
500-599	197.50-217.50	209.17	217.50	300-399	150.00-250.00	231.43	250.00
400-499	180.00-230.00	206.59	245.00				
399-	140.00-220.00	171.67	255.00				

Stocker sale at **Ontario Stockyards Inc, April 21, 2022- 899** stockers

Steers	Price Range	Average	Top	Heifers	Price Range	Average	Top
1000+	132.00-161.00	151.71	161.00	900+	125.00-170.00	151.40	170.00
900-999	142.50-196.00	167.28	196.00	800-899	145.00-165.00	156.48	165.00
800-899	164.00-205.25	192.05	212.00	700-799	151.00-194.75	174.26	194.75
700-799	177.50-216.00	204.85	216.00	600-699	130.00-197.00	170.59	209.50
600-699	185.00-241.00	213.24	252.00	500-599	140.00-205.00	169.87	223.00
500-599	185.00-245.50	222.64	266.00	400-499	160.00-210.00	189.22	217.00
400-499	177.50-250.00	224.93	250.00	300-399			

ONTARIO STOCKER & FEEDER TRADE SPECIAL SPRING SALES

Stocker sale at **Cargill Auction Market: April 13, 2022 – 557** Stockers

Steers	Price Range	Heifers	Price Range
1000+	180.00-192.00	900+	182.00-193.00
800-899	195.00-211.00	800-899	190.00-199.00
700-799	220.00-232.00	700-799	195.00-206.00
600-699	230.00-242.00		

All classes of cattle sold on a steady market.

Stocker sales at **Kawartha Lakes Community Sales Barn, April 20, 2022 - 604** stockers

Steers	Price Range	Average	Top	Heifers	Price Range	Average	Top
900-999	175.00-192.00	179.03	192.00	700-799	160.00-189.00	177.65	189.00
800-899	152.50-208.25	198.55	208.25	600-699	165.00-200.00	185.87	205.00
700-799	185.00-232.25	217.59	232.50	500-599	177.50-219.00	201.03	227.00
600-699	192.50-255.00	222.31	259.50	400-499	185.00-240.00	219.17	240.00
500-599	205.00-283.00	250.92	283.00	300-399	150.00-230.00	201.62	230.00
400-499	190.00-289.00	258.36	289.00				
399-	60.00-278.00	236.12	278.00				

Good offering of stockers sold actively with grass cattle selling at a premium.

WEEKLY LIVE CATTLE EXPORTS-ONTARIO

	Week ending Mar 26, 2022	Week ending Mar 19, 2022	Year to Date
Total live slaughter cattle exported from Ontario to the U.S.	1,979	1,860	25,617
Steers & Heifers & Cows	1,883	1,756	24,524
Bulls	96	104	1,093

CANADIAN- FEDERALLY INSPECTED PROCESSING- Good Friday Included

	Week Ending April 16, 2022	# of hd change from week ago	YTD	% Change (Week Ago)	% Change (Year Ago)
Grand Total	49,09	-18,899	942,959	-28%	+3%
Western Processing	37,779	-16,777	739,384	-31%	+3%
Eastern Processing	11,430	-2,122	203,575	-16%	+0%

ONTARIO- FEDERALLY INSPECTED PROCESSING- Good Friday Included

	Week Ending April 16, 2022	# of hd change from week ago	YTD	% Change (Week Ago)	% Change (Year Ago)
Grand Total	10,124	-1,975	182,578	-16%	+0.6%

AVERAGE CARCASS WEIGHTS – CANADA

	Steers	Heifers
Apr 16, 2022	918	851
Apr 9, 2022	956	858
Apr 17, 2021	943	860

USDA ESTIMATED CATTLE PROCESSING VOLUME

	Week Ending April 23, 2022	Previous Week	Year Ago
Grand Total	665,000	634,000	665,000

QUEBEC ELECTRONIC AUCTION MARKET (F.O.B. THE FEEDLOT)

	Price	Change from Last Week
For the week ending April 21, 2022	301.50-303.25	+0.44

ALBERTA DIRECT TRADE

Alberta's direct trade: for the week ending April 21, 2022

Steers	Live FOB	N/T	Rail Delivered	277.00-280.50
Heifers	Live FOB	164.50	Rail Delivered	277.00-280.50

U.S. TRADE (U.S. funds)

The U.S. cash cattle trade: for the week ending April 21, 2022

Choice and Select Steers and Heifers:	Live	135.00-149.00
	Rail	223.00-238.00

U.S. BOXED BEEF CUT-OUT VALUES (U.S. funds)

	Choice 600-900	Select 600-900
Current Five Day Average	270.52	257.95

BEEF EXPORTS – CANADA

	United States	Change from last year YTD	Mexico	Change from last year YTD
	Jan 1- Feb 28/2022		Jan 1- Feb 28/2022	
Total	54,762 tonnes	+13% or +6,288 tonnes	4,454 tonnes	+6% or +261 tonnes
	Japan	Change from last year YTD	Viet Nam	Change from last year YTD
	Jan 1- Feb 28/2022		Jan 1- Feb 28/2022	
Total	10,145 tonnes	+25% or +2,024 tonnes	2,428 tonnes	+36% or +647 tonnes

LIVE CATTLE – CANADA

IMPORTS			EXPORTS		
	Import % change from 2020 YTD			Export % change from 2021 YTD	
Jan 1- Feb 28/2022			Jan 1- Apr 2/22		
Pure bred	1,069	+572	Slaughter steers & heifers & cows	138,861	+10%
Non-pure bred	33,996	-41%	Feeder cattle & calves	81,997	+349%
			Bulls	7,108	+1%

BEEF PRODUCTION – CANADA

	<i>Jan 1 – Apr 9/22</i>	<i>Last Year Same Time</i>	<i>% Change</i>
Fed	307,748 tonnes	295,498 tonnes	+4%
Non-fed	46,210 tonnes	44,143 tonnes	+5%

BEEF IMPORTS – CANADA

	<i>Jan 1 – Apr 9/22</i>	<i>Last Year Same Time</i>	<i>% Change</i>
United States	26,672 tonnes	27,594 tonnes	-3%
Non-CUSMA	8,462 tonnes	14,838 tonnes	-43%
EU-27 (beef/veal total)	3,656 tonnes	3,836 tonnes	-5%
Total	42,465 tonnes	48,770 tonnes	-13%

CHICAGO MERCANTILE EXCHANGE

Closing quotes on futures **today** were as follows:

Live Cattle			Feeder Cattle			Corn		
Apr	142.45	-1.65	Apr	157.95	-0.50	May	7.930	-6.2
Jun	138.42	-1.47	May	163.87	-0.97	Jul	7.890	-6.2
Aug	140.37	-1.20	Aug	176.90	+0.45	Sep	7.454	-10.0
Oct	146.15	-1.15	Sep	179.57	+0.30	Dec	7.244	-14.2
Dec	151.27	-0.87	Oct	181.50	+0.02	Mar	7.276	-13.6
Feb	154.85	-0.82	Nov	182.97	-0.25	May	7.284	-13.0

Closing quotes on futures **today** were as follows:

Soybeans			Soft Red Winter Wheat			Canadian \$		
May	17.160	-32.2	May	10.654	-2.4	Spot	78.63	-0.86
Jul	16.880	-31.4	Jul	10.752	-1.2	Jun	78.58	-0.89
Aug	16.332	-31.2	Sep	10.732	-2.0	Sep	78.53	-0.90
Sep	15.512	-28.6	Dec	10.696	-3.0	Dec	78.50	-0.89
Nov	15.052	-26.4	Mar	10.686	-3.2	Mar	78.49	-0.87
Jan	15.070	-25.0	May	10.630	-5.0	Jun	78.50	-0.86

Beef Farmers of Ontario, 130 Malcolm Road, Guelph, ON N1K 1B1 Phone: (519) 824-0334 Fax: (519) 824-9101 or email: markets@ontariobeef.com

ONTARIO STOCKER & FEEDER TRADE SPECIAL SPRING SALES

Apr 23	8:00 am	Rainy River Cattlemen's Sale- Stratton	Special Spring Stocker Sale, Cows, Bulls etc
Apr 23	11:00 am	Denfield Livestock Exchange	Vaccinated Calves & Yearlings
Apr 25	7:00 pm	Maple Hill Auctions Ltd	Special Spring Stocker Sale
Apr 26	11:00 am	Ontario Stockyards Inc	Special All Vaccinated Stocker Sale
Apr 27	12:30 pm	Aylmer Stockyards Inc	Special Stocker Sale
Apr 27	1:00 pm	Vankleek Hill Livestock Exchange	Special Stocker Sale
Apr 27	7:00 pm	Cargill Auction Market	Special Stocker Sale- All breeds
Apr 29	11:00 am	Keady Livestock Market	Northern Select Stocker Sale
Apr 30	11:00 am	Denfield Livestock Exchange	Bred Cow & Cow/Calf Pair Sale
May 4	10:00 am	Kawartha Lakes Community Sale Barn	Peterborough/Victoria County Spring Stocker Sale
May 5	10:00 am	Grey Bruce Livestock Co-op- Wiarton	Special Spring Stocker Sale
May 6	11:00 am	Community Livestock Exchange	Quinte Cattlemen's Special Stocker Sale
May 7	10:00 am	Algoma Co-op Livestock Sales- Thessalon	Spring Stocker Sale
May 7	11:00 am	Denfield Livestock Exchange	Vaccinated Calves and Yearling Sale
May 7	12:00 pm	Ontario Stockyards Inc	Special Bred Cow Sale

Comments for the week ending April 21st

456 fed steers and heifers sold through auctions this week up 27 head from last week but 159 fewer than the same time last year. Fed steers ranged from \$168.07-\$176.75 averaging \$173.78 up \$3.12 from last week's weighted average price and \$28.27 above year ago prices. Fed heifers sold from \$164.25-\$175.45 averaging \$170.64 up \$1.17 from last week and \$24.29 stronger than this time last year. Auction markets reported trade as \$1.00-\$2.00 cwt higher, with one report of barely steady with quality considered.

The Ontario railgrade market this week saw steers range from \$290.00-\$293.00 dressed, majority at \$290.00 while heifers sold from \$289.00-\$290.00 dressed. Delivery is noted anywhere from next week to the week of May 16th. This week's average price is \$43.00 above this time last year. At federally inspected plants, the volume of cattle processed as of April 16, 2022 totals 182,578 head up 0.6% from the same time in 2021 and 6.9% above April 15, 2020.

1,879 fed/cull cows came to market this week up 44 from last week and 348 less than the same week last year. Cows sold from \$79.90-\$109.71 averaging \$93.09 down \$1.81 from last week but \$17.72 stronger than this time last year. Auction markets reported trade as steady on a good demand to start. As the week progressed, good beef cows were steady to \$2.00-\$5.00 cwt higher with dairy breeds slightly lower at one market at slightly higher at another. By mid-week trade was steady with the thicker cows selling slightly stronger with the market ending the week on a good demand with prices up \$1.00. Beef cows averaged \$99.36 this week down \$1.94 from last week's weighted average beef cow price.

Lighter receipts of 4,182 stocker and feeder cattle sold through auction markets this week down 181 head from the previous week and 1,734 fewer than the same week last year, with the holiday weekend included. Auction markets reported a good demand this week with prices steady to stronger on the heavier cattle. Calves were steady with top quality fully steady and plainer and non-vaccinated cattle selling easier. Grass cattle were noted as selling actively with keen buyer demand and prices at a premium, up \$2.00-\$5.00 cwt higher notes one market. Actual average prices this week saw steers 400-500 lbs up \$6.97 from last week, 500-600 lbs up \$1.72, 600-700 lbs up \$7.04, 700-800 lbs up \$7.11, 800-900 lbs up \$3.20, 900-1000 lbs down \$2.35 and steers 1000 lbs plus averaged \$1.22 higher than last week's weighted average prices. Heifers 400-500 lb heifers up \$9.83 from last week, 500-600 lbs up \$0.59, 600-700 lbs up \$5.75, 700-800 lbs down \$4.22, 800-900 lbs down \$16.85 and heifers 900 lbs and over averaged \$8.76 easier than last week on average.

The Quebec electronic market this week ranged from \$301.50-\$303.25 dressed cwt on a picked-up basis, up \$0.44 from last week on average.

Alberta direct trade was light on Wednesday with prices reported by Canfax at \$280.00 delivered on a dressed basis, up \$3.00 cwt from last week. Canfax noted business on Thursday from \$280.00-\$282.00. Canfax reports: "Competition on the cash market remains decent with all three western Canadian packers bidding on cattle. Cattle from Saskatchewan are coming west into Alberta for slaughter. This week there is a good mix of fed calves and yearlings on offer and there is no price difference between the two."

The U.S. cash cattle trade for the week ending April 14th was active Tuesday and Wednesday with stronger prices. Business in the south ranged from \$138.00-\$140.00 live, mainly \$139.00 up \$1.00 cwt. In the north some live deals ranged from \$139.00-\$145.00, mainly \$140.00 up \$2.00 while dressed trade ranged from \$220.00-\$231.00, mainly \$225.00-\$226.00 up around \$3.00 from the week before. Average prices for last week's trade, reported by the USDA Mandatory Price Report saw all live steers averaging \$141.02 up \$2.20 from the previous week, with live heifers averaging \$140.21 up \$1.63. On the rail, steers averaged \$225.89 dressed up \$3.46 with heifers averaging \$225.15 up \$3.27.

This week, the U.S. cash cattle trade was active on Tuesday, especially in the south with trade reported from \$139.00-\$142.00 live, mainly \$140.00-\$141.00 up \$1.00-\$2.00 from last week's southern trade. In the north some live trade was recorded from \$141.00-\$148.00, mainly \$145.00 up \$3.00-\$4.00 from last week. On the rail dressed trade ranged from \$228.00-\$236.00, mainly \$230.00 cwt up \$4.00 from last week's weighted average prices. Wednesday was active with prices in the north stronger than Tuesday. Sales on Wednesday ranged from \$143.00-\$149.00 live, mainly \$145.00 up \$3.00-\$4.00 cwt from last week's trade. Dressed deals ranged from \$223.00-\$238.00, mainly \$235.00-\$236.00 up \$5.00-\$7.00 from last week. Light volumes in the south were at \$140.00-\$141.00 live, up \$1.00-\$2.00 from last week. Tighter supplies in the north supported prices this week. Today the market is quiet and it appears that business for the week is completed. All eyes will be on the Cattle On Feed Report being released this afternoon at 3:00 pm.