



## Weekly Market Information Report for the week ending Thursday, May 5, 2022

The following information is collected from various sources and disseminated by Beef Farmers of Ontario.

### ONTARIO DIRECT TO PACKER RAILGRADE CATTLE TRADE

Prices are on a carcass weight basis before grade and weight discounts. Weekly Range:

**A Grade Steers** 295.00-300.00 Most at 300.00

**A Grade Heifers** 294.00-300.00 Most 299.00-300.00.

### ONTARIO LIVE CATTLE TRADE

Ontario auction sales this week saw weighted average price ranges for:

FED CATTLE	Volume	Price Range	Average	Top	Last Week Avg
Large Frame Steers +1250	138	169.52-182.31	176.28	189.00	173.11
Medium Frame Steers +1250	67	170.79-179.66	175.53	188.50	170.86
Large & Medium Frame Steers +1250	205	169.16-181.44	175.65	189.00	172.01
Large Frame Heifers +1000	69	166.67-176.63	172.10	192.00	173.95
Medium Frame Heifers +1000	137	166.23-180.38	172.89	188.50	172.32
Large & Medium Frame Heifers +1000	206	164.58-178.21	172.90	192.00	173.23
Fed steers, Dairy & Dairy Cross +1250	52	135.50-155.73	145.34	173.00	138.17
Fed heifers, Dairy & Dairy Cross +1000	128	101.96-137.34	121.10	152.00	125.39
Cows - All Weights	2,160	79.14-109.56	93.23	162.90	93.36
Bulls - All Weights	127	104.46-131.07	118.65	149.00	126.44

#### STOCKERS - Large and Medium Frame

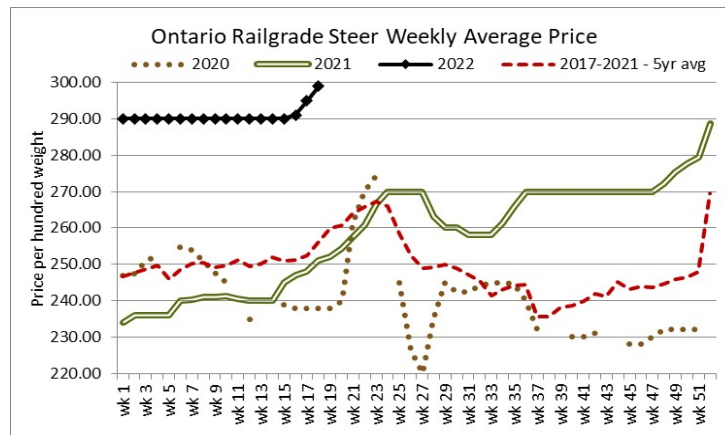
STEERS	Volume	Price Range	Average	Top	Last Week Avg
1000+	485	167.01-184.02	175.04	190.00	180.23
900-999	606	180.13-192.80	187.02	200.00	186.47
800-899	755	184.02-211.10	199.99	224.00	198.28
700-799	987	204.12-237.95	224.49	256.50	218.61
600-699	762	217.50-255.04	238.53	279.00	229.17
500-599	471	219.08-263.80	246.87	287.00	231.85
400-499	181	211.67-264.90	239.60	295.00	224.69
-399	55	187.78-254.11	222.19	325.00	231.18

#### STOCKERS - Large and Medium Frame

HEIFERS	Volume	Price Range	Average	Top	Last Week Avg
+900	240	145.12-169.47	159.25	212.00	167.42
800-899	368	151.59-189.20	172.06	210.50	175.96
700-799	723	160.53-198.49	186.11	207.75	180.46
600-699	749	168.67-212.19	192.90	222.50	185.95
500-599	501	162.70-224.09	196.27	245.00	186.86
400-499	220	149.97-211.72	181.08	270.00	188.47
300-399	81	190.60-228.90	210.62	290.00	174.91
-299	5	N/T	N/T	N/T	172.08

At Kawartha Lakes Community Sale Barn: April 30, 2022 – 205 cows, 8 bulls, 48 veal, 48 stockers, 15 Fed Cattle

	Price Range	Avg.	Top
Cows	85.00-115.00	94.43	126.00
Veal 600 lbs +	131.00-160.00	141.06	160.00
Veal 125 lbs or less	160.00-475.00	217.55	475.00



**Denfield Livestock Exchange Inc., May 3, 2022: 212 Fed Cattle, 24 Veal, 83 Cows, 8 bulls, 12 stockers**

	Price Range	Average	Top
Large & Medium Frame Fed Steers +1250 lbs	170.00-182.25	176.00	189.00
Large & Medium Frame Fed Heifers +1000 lbs	166.50-179.25	175.78	192.00
Cows	74.00-111.50	91.96	132.00
Veal calves 600 lbs +	140.00-158.00	151.19	158.00

**At Aylmer Stockyards Inc.: May 4, 2022 – 39 veal, 128 Cows, 44 fed cattle, 3 bulls, 105 stockers**

	Price Range	Average	Top
Fed Heifers, Dairy & Dairy Cross 1000 lbs +	94.99-140.99	128.60	140.99
Cows	59.99-125.00	95.39	134.49
Veal over 600 lbs	129.00-171.99	151.80	171.99

### ONTARIO STOCKER & FEEDER TRADE

Stocker sale at **Brussels Livestock: April 29, 2022 – 1,395 Stockers**

Steers	Price Range	Average	Top	Heifers	Price Range	Average	Top
1000+	156.00-174.00	163.96	190.00	900+	151.50-174.75	164.53	179.00
900-999	174.00-199.00	187.13	199.00	800-899	140.00-190.50	167.83	190.50
800-899	163.50-206.00	190.77	209.00	700-799	169.00-200.75	188.02	207.75
700-799	180.00-224.00	208.31	245.00	600-699	167.50-218.00	201.05	218.00
600-699	218.00-257.00	239.87	257.00	500-599	170.00-229.00	200.06	231.00
500-599	210.00-260.00	241.19	265.00	400-499	147.00-231.00	203.70	231.00
400-499	210.00-268.00	243.96	268.00				
399-	205.00-266.00	239.17	285.00				

Stocker sale at: **Community Livestock Exchange: May 3, 2022 – 168 Stockers**

Steers	Price Range	Average	Top	Heifers	Price Range	Average	Top
700-799	187.50-200.99	192.30	200.99	600-699	102.49-182.49	151.60	182.49
600-699	166.99-237.99	201.50	237.99	500-599	114.99-204.99	162.90	204.99
500-599	150.00-256.00	226.20	256.00	400-499	110.00-222.50	172.59	222.50
400-499	164.99-252.49	223.39	252.49				

Stocker sale at: **Keady Livestock Market: May 3, 2022 – 1,091 Stockers**

Steers	Price Range	Average	Top	Heifers	Price Range	Average	Top
900-999	187.50-193.00	189.18	194.00	800-899	162.50-183.00	171.82	183.00
800-899	185.00-211.00	198.57	221.00	700-799	184.00-194.00	188.69	194.00
700-799	200.00-232.00	222.46	243.00	600-699	188.00-217.50	205.91	217.50
600-699	227.00-251.00	241.09	279.00	500-599	212.50-231.50	223.73	231.50
500-599	247.00-272.00	260.63	280.00	400-499	222.50-247.00	233.09	270.00
400-499	250.00-295.00	265.45	295.00	300-399	242.50-290.00	272.50	290.00
399-	255.00-300.00	280.00	300.00				

Stocker sale at: **Renfrew Pontiac Livestock: May 3, 2021 – 493** Stockers

<b>Steers</b>	<b>Price Range</b>	<b>Average</b>	<b>Top</b>	<b>Heifers</b>	<b>Price Range</b>	<b>Average</b>	<b>Top</b>
<b>900-999</b>	120.99-161.00	150.09	161.00	<b>800-899</b>	102.49-175.00	163.79	175.00
<b>800-899</b>	132.49-187.00	165.30	187.00	<b>700-799</b>	120.99-206.49	191.39	206.49
<b>700-799</b>	147.50-220.99	196.70	220.99	<b>600-699</b>	125.00-206.00	172.99	206.00
<b>600-699</b>	157.49-245.00	219.89	245.00	<b>500-599</b>	122.50-218.99	187.09	218.99
<b>500-599</b>	180.00-252.99	229.00	252.99	<b>400-499</b>	139.99-222.99	193.50	222.99
<b>400-499</b>	194.99-268.99	254.89	268.99	<b>300-399</b>	162.50-202.00	185.09	202.00

Stocker sale at **Ontario Livestock Exchange, May 4, 2022 – 538** stockers

<b>Steers</b>	<b>Price Range</b>	<b>Average</b>	<b>Top</b>	<b>Heifers</b>	<b>Price Range</b>	<b>Average</b>	<b>Top</b>
<b>1000+</b>	171.50-187.00	177.68	187.00	<b>900+</b>	151.00-172.00	166.90	172.00
<b>900-999</b>	179.00-190.00	187.07	190.00	<b>800-899</b>	162.50-1793.00	170.75	179.00
<b>800-899</b>	186.00-190.00	188.00	190.00				

Stocker sale at **Ontario Livestock Exchange: May 5, 2022 – 280** Stockers

<b>Steers</b>	<b>Price Range</b>	<b>Average</b>	<b>Top</b>	<b>Heifers</b>	<b>Price Range</b>	<b>Average</b>	<b>Top</b>
<b>900-999</b>	160.00-185.00	172.63	185.00	<b>800-899</b>	121.00-154.00	142.79	170.00
<b>800-899</b>	145.00-187.50	175.28	187.50	<b>700-799</b>	121.00-162.50	139.26	180.00
<b>700-799</b>	142.50-213.00	185.98	217.50	<b>600-699</b>	140.00-187.50	158.80	187.50
<b>600-699</b>	132.50-220.00	171.62	240.00	<b>500-599</b>	105.00-175.00	141.94	207.50
<b>500-599</b>	170.00-215.00	194.04	255.00	<b>400-499</b>	120.00-190.00	142.89	202.50
<b>400-499</b>	190.00-215.00	196.32	235.00	<b>300-399</b>	195.00-225.00	209.00	225.00
<b>399-</b>	150.00-260.00	202.50	260.00				

Stocker sale at **Ontario Stockyards Inc, May 5, 2022- 1,057** stockers

<b>Steers</b>	<b>Price Range</b>	<b>Average</b>	<b>Top</b>	<b>Heifers</b>	<b>Price Range</b>	<b>Average</b>	<b>Top</b>
<b>1000+</b>	140.00-182.00	177.45	182.00	<b>900+</b>	120.00-157.50	138.92	157.50
<b>900-999</b>	167.50-200.00	188.17	200.00	<b>800-899</b>	152.50-184.50	170.90	184.50
<b>800-899</b>	182.50-207.75	198.03	207.75	<b>700-799</b>	155.00-199.00	178.50	202.00
<b>700-799</b>	196.00-234.00	220.94	238.00	<b>600-699</b>	150.00-209.00	183.22	219.50
<b>600-699</b>	217.00-266.00	243.34	266.00	<b>500-599</b>	152.50-225.00	198.12	225.00
<b>500-599</b>	225.00-270.00	253.50	287.00	<b>400-499</b>	130.00-185.00	152.22	225.00
<b>400-499</b>	240.00-2900.0	265.08	290.00	<b>300-399</b>	140.00-162.50	155.50	177.50
<b>399-</b>	220.00-262.50	242.67	270.00				

**ONTARIO STOCKER & FEEDER TRADE SPECIAL SPRING SALE**

Stocker sale at **Keady Livestock Market: April 29, 2022 – 1,384** Stockers

<b>Steers</b>	<b>Price Range</b>	<b>Average</b>	<b>Top</b>	<b>Heifers</b>	<b>Price Range</b>	<b>Average</b>	<b>Top</b>
<b>900-999</b>	190.00-192.00	191.47	196.00	<b>800-899</b>	188.50-210.50	195.26	210.50
<b>800-899</b>	202.00-218.00	212.94	221.00	<b>700-799</b>	198.00-205.50	201.92	205.50
<b>700-799</b>	240.00-256.50	248.50	256.50	<b>600-699</b>	202.00-222.50	211.67	222.50
<b>600-699</b>	250.00-257.50	254.41	272.00				
<b>500-599</b>	267.00-278.50	275.71	278.50				

Northern select stocker sale. An excellent offering of top-quality cattle sold with strong buyer demand with prices \$3.00-\$5.00 cwt higher.

Stocker Sale at **Grey Bruce Livestock Co-operative Sale, Wiarton, May 5, 2022- 293** stockers

<b>Steers</b>	<b>Price Range</b>	<b>Heifers</b>	<b>Price Range</b>
<b>800-900</b>	195.00-205.61	<b>700-800</b>	182.00-217.50
<b>700-800</b>	217.00-235.00	<b>600-700</b>	199.00-228.00
<b>600-700</b>	239.00-271.50	<b>400-600</b>	192.00-236.00
<b>400-600</b>	220.50-282.50		

Top quality grass cattle, including Charolais cross, Red Angus, Black Angus and Simmental, sold at prices higher than one year ago AND on par with current market trends!

Stocker sale at **Kawartha Lakes Community Sales Barn, May 4, 2022 - 573** stockers

<b>Steers</b>	<b>Price Range</b>	<b>Average</b>	<b>Top</b>	<b>Heifers</b>	<b>Price Range</b>	<b>Average</b>	<b>Top</b>
<b>1000+</b>	172.00-174.00	172.70	174.00	<b>900+</b>	137.50-212.00	185.37	212.00
<b>900-999</b>	184.00-190.00	184.49	190.00	<b>800-899</b>	165.00-192.00	178.75	192.00
<b>800-899</b>	192.00-224.00	204.09	224.00	<b>700-799</b>	165.00-197.00	183.25	197.00
<b>700-799</b>	215.00-249.00	223.96	249.00	<b>600-699</b>	172.50-211.00	189.84	212.00
<b>600-699</b>	231.00-266.00	245.77	272.50	<b>500-599</b>	150.00-245.00	193.81	245.00
<b>500-599</b>	226.00-283.00	250.62	283.00	<b>400-499</b>	160.00-244.00	192.20	244.00
<b>400-499</b>	230.00-281.00	244.00	281.00	<b>300-399</b>	195.00-224.00	202.20	224.00
<b>399-</b>	180.00-267.50	224.90	267.50				

Peterborough Cattlemen's & Victoria Beef Farmers Special Spring Stocker Sale! - Grass cattle sold at a premium. Heavier cattle sold actively at higher prices.

### ONTARIO BRED COW SALES

**Denfield Livestock Exchange, April 30, 2022- 143** Bred cows, **53** Cow calf pairs (prices are per head & per pair)

	<b>Exotic and Exotic X</b>	<b>British and British X</b>
<b>Top quality bred cows</b>	N/T	\$2500-\$3100
<b>Avg quality bred cows</b>	N/T	\$1800-\$2300
<b>Top quality cow/calf pairs</b>	N/T	\$2500-\$3200
<b>Avg quality cow/calf pairs</b>	N/T	\$1200-\$2000

### WEEKLY LIVE CATTLE EXPORTS-ONTARIO

	<b>Week ending Apr 16, 2022</b>	<b>Week ending Apr 9, 2022</b>	<b>Year to Date</b>
<b>Total live slaughter cattle exported from Ontario to the U.S.</b>	<b>1,686</b>	<b>1,572</b>	<b>30,920</b>
<b>Steers &amp; Heifers &amp; Cows</b>	<b>1,552</b>	<b>1,459</b>	<b>29,420</b>
<b>Bulls</b>	<b>134</b>	<b>113</b>	<b>1,500</b>

### CANADIAN- FEDERALLY INSPECTED PROCESSING

	<b>Week Ending April 30, 2022</b>	<b># of hd change from week ago</b>	<b>YTD</b>	<b>% Change (Week Ago)</b>	<b>% Change (Year Ago)</b>
<b>Grand Total</b>	66,457	-861	1,076	-1%	+3%
<b>Western Processing</b>	52,109	-1,816	845,418	-3%	+4%
<b>Eastern Processing</b>	14,348	+955	231,316	+7%	+1%

### AVERAGE CARCASS WEIGHTS – CANADA

	<b>Steers</b>	<b>Heifers</b>
<b>Apr 30, 2022</b>	945	854
<b>Apr 23, 2022</b>	927	854
<b>May 1, 2021</b>	925	854

### USDA ESTIMATED CATTLE PROCESSING VOLUME

	<b>Week Ending April 30, 2022</b>	<b>Previous Week</b>	<b>Year Ago</b>
<b>Grand Total</b>	657,000	649,000	639,000

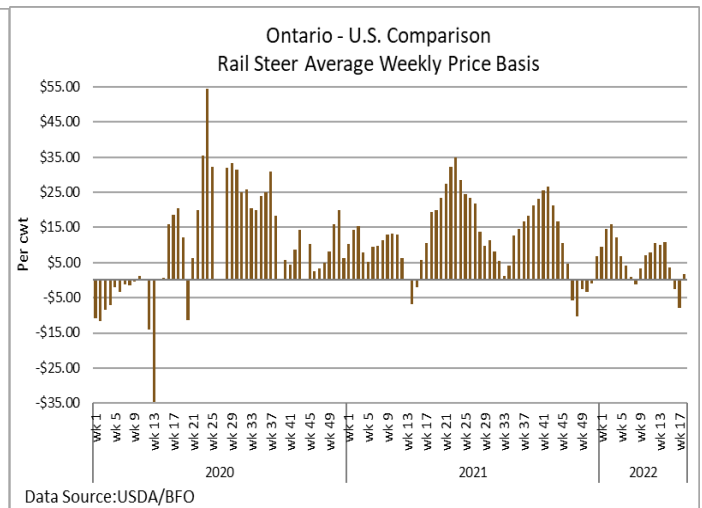
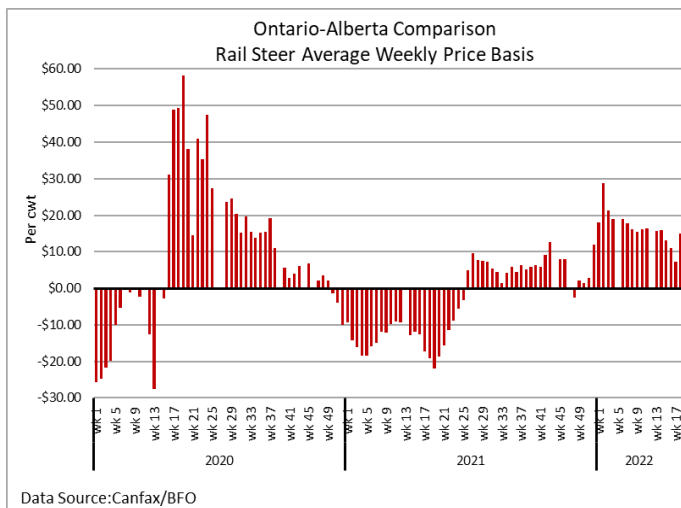
### QUEBEC ELECTRONIC AUCTION MARKET (F.O.B. THE FEEDLOT)

	<b>Price</b>	<b>Change from Last Week</b>
<b>For the week ending May 5, 2022</b>	302.00-303.00	-0.88

### ALBERTA DIRECT TRADE

Alberta's direct trade: for the week ending May 5, 2022

<b>Steers</b>	<b>Live FOB</b>	167.50	<b>Rail FOB</b>	282.50-284.50
<b>Heifers</b>	<b>Live FOB</b>	N/T	<b>Rail FOB</b>	N/T



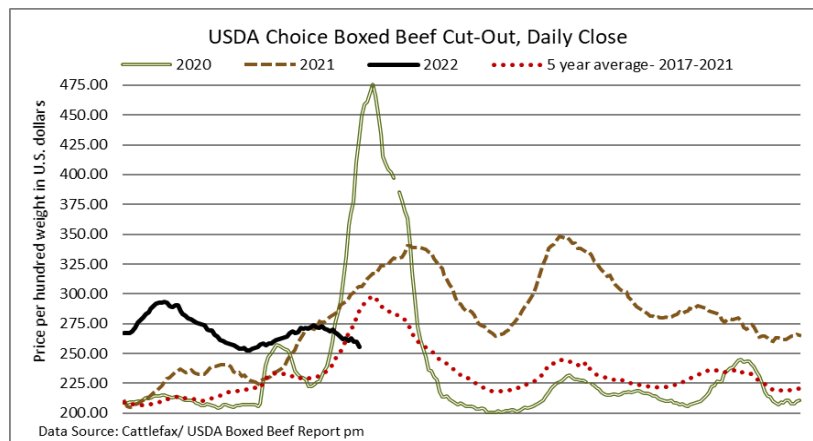
### U.S. TRADE (U.S. funds)

The U.S. cash cattle trade: for the week ending May 5, 2022

Choice and Select Steers and Heifers: Live 139.00-149.00  
Rail 228.00-234.00

### U.S. BOXED BEEF CUT-OUT VALUES (U.S. funds)

	<b>Choice</b>	<b>Select</b>
	<b>600-900</b>	<b>600-900</b>
<b>Current Five Day Average</b>	<b>259.56</b>	<b>247.41</b>



### BEEF EXPORTS – CANADA

<b>United States</b>	<b>Change from last year YTD</b>	<b>Mexico</b>	<b>Change from last year YTD</b>
Jan 1- Feb 28/2022		Jan 1- Feb 28/2022	
Total 54,762 tonnes	+13% or +6,288 tonnes	4,454 tonnes	+6% or +261 tonnes
<b>Japan</b>	<b>Change from last year YTD</b>	<b>Viet Nam</b>	<b>Change from last year YTD</b>
Jan 1- Feb 28/2022		Jan 1- Feb 28/2022	
Total 10,145 tonnes	+25% or +2,024 tonnes	2,428 tonnes	+36% or +647 tonnes

### LIVE CATTLE – CANADA

<b>IMPORTS</b>	<b>Import % change</b>	<b>EXPORTS</b>	<b>Export % change</b>
	<b>from 2020 YTD</b>		<b>from 2021 YTD</b>
Jan 1- Feb 28/2022		Jan 1- Apr 16/22	
Pure bred 1,069	+572	Slaughter steers & heifers & cows 158,601	+9%
Non-pure bred 33,996	-41%	Feeder cattle & calves 90,622	+289%
		Bulls 8,297	+5%

### **BEEF PRODUCTION – CANADA**

	<i>Jan 1 – Apr 23/22</i>	<i>Last Year Same Time</i>	<i>% Change</i>
Fed	348,320 tonnes	340,788 tonnes	+2%
Non-fed	51,710 tonnes	49,343 tonnes	+5%

### **BEEF IMPORTS – CANADA**

	<i>Jan 1 – Apr 23/22</i>	<i>Last Year Same Time</i>	<i>% Change</i>
United States	30,952 tonnes	31,583 tonnes	-2%
Non-CUSMA	9,670 tonnes	16,045 tonnes	-40%
EU-27 (beef/veal total)	3,935 tonnes	4,095 tonnes	-4%
Total	49,515 tonnes	54,904 tonnes	-10%

### **CHICAGO MERCANTILE EXCHANGE**

Closing quotes on futures **today** were as follows:

<b>Live Cattle</b>			<b>Feeder Cattle</b>			<b>Corn</b>		
<b>Jun</b>	132.75	-1.02	<b>May</b>	159.55	-0.77	<b>May</b>	7.922	-11.4
<b>Aug</b>	135.35	-0.67	<b>Aug</b>	174.70	+0.32	<b>Jul</b>	7.846	-12.6
<b>Oct</b>	142.87	-0.52	<b>Sep</b>	177.95	+0.50	<b>Sep</b>	7.420	-14.2
<b>Dec</b>	149.25	-0.45	<b>Oct</b>	180.22	+0.77	<b>Dec</b>	7.206	-17.6
<b>Feb</b>	153.95	-0.47	<b>Nov</b>	181.52	+0.75	<b>Mar</b>	7.244	-17.6
<b>Apr</b>	156.97	-0.27	<b>Jan</b>	180.75	+0.65	<b>May</b>	7.250	-18.2

Closing quotes on futures **today** were as follows:

<b>Soybeans</b>			<b>Soft Red Winter Wheat</b>			<b>Canadian \$</b>		
<b>May</b>	16.554	-23.0	<b>May</b>	10.970	+1.0	<b>Spot</b>	77.48	-0.30
<b>Jul</b>	16.220	-25.0	<b>Jul</b>	11.084	+2.0	<b>Jun</b>	77.47	-0.29
<b>Aug</b>	15.710	-25.6	<b>Sep</b>	11.096	+2.4	<b>Sep</b>	77.45	-0.29
<b>Sep</b>	15.042	-23.2	<b>Dec</b>	11.122	+4.2	<b>Dec</b>	77.42	-0.30
<b>Nov</b>	14.706	-21.0	<b>Mar</b>	11.126	+4.6	<b>Mar</b>	77.42	-0.31
<b>Jan</b>	14.736	-21.0	<b>May</b>	11.006	+1.4	<b>Jun</b>	77.43	-0.31

Beef Farmers of Ontario, 130 Malcolm Road, Guelph, ON N1K 1B1 Phone: (519) 824-0334 Fax: (519) 824-9101 or email: [markets@ontariobeef.com](mailto:markets@ontariobeef.com)

### **ONTARIO STOCKER & FEEDER TRADE SPECIAL SPRING SALES**

May 7	10:00 am	Algoma Co-op Livestock Sales- Thessalon	Spring Stocker Sale
May 7	11:00 am	Denfield Livestock Exchange	Vaccinated Calves and Yearling Sale
May 7	12:00 pm	Ontario Stockyards Inc	Special Bred Cow Sale
May 11	7:00 pm	Cargill Auction Market	Special Stocker Sale
May 17	11:00 am	Ontario Stockyards Inc	Special All Vaccinated Stocker Sale
May 18	10:00 am	Kawartha Lakes Community Sales Barn	Special Stocker Sale
May 25	12:30 pm	Aylmer Stockyards Inc	Special Stocker Sale
May 25	1:00 pm	Vankleek Hill Livestock Exchange	Special Stocker Sale
May 25	7:00 pm	Cargill Auction Market Inc	Special Stocker Sale

### **Comments for the week ending May 5<sup>th</sup>**

There were 411 fed steers and heifers sold through auction markets this week down 82 head from last week and 225 fewer than the same time last year. Fed steers ranged from \$169.16-\$181.44 averaging \$175.65 up \$3.64 from last week and \$29.93 stronger than year ago prices. Fed heifers traded from \$164.58-\$178.21 averaging \$172.90 down \$0.33 from the previous week but \$28.36 stronger than last year at this time. Auction markets reported as fully steady to start but as the week progressed sales were steady to slightly stronger, up \$1.00-\$2.00 cwt.

The Ontario railgrade market moved higher again this week with steers starting out the previous Friday steady at \$295.00 dressed and heifers \$294.00-\$295.00. This week trade was being reported at \$300.00 dressed for steers and \$299.00-\$300.00 for heifers, with the weekly average \$4.00 stronger than the previous week. Delivery of the cattle sold this week is reported for the week of May 16<sup>th</sup>. The Ontario railgrade price has not been this high since mid-May to mid-June 2017 at \$297.00. This week's average price is up \$48.00 from this time last year.



Ontario Provincial processing numbers for March 2022 reported volumes of fed steers and heifers up from February. First quarter 2022 processing volumes are at 22,928 head, up 10.8% from 2021 and 36.4% more than the Jan-Mar figures for 2020.

2,160 fed/cull cows were sold through auction markets this week down 113 head from last week and 140 fewer than the same time last year. Cows sold from \$79.14-\$109.56 averaging \$93.23 down \$0.13 from last week's weighted average price but \$16.03 stronger than last year. Auction markets reported active trading on excellent demand. Prices were reported mostly as steady with one market noting prices steady on the beef cows and easier to slightly lower on the dairy breeds, while another market saw stronger prices. The market ended the week at steady prices. There were 688 beef cows sold this week which is steady in volume to last week but high for this time of year. So far this year there has been 7,621 beef cows sold through auctions, up 11% from last year at this time and 8% more than this time in 2020. Beef cows averaged \$96.65 cwt this week, down \$1.65 from last week's weighted average beef cow price.

7,189 stocker and feeder cattle sold through auction markets this week down 2,629 head from last week and 515 fewer than the same time last year. Auction markets reported calves as steady to stronger, with grass calves bringing a premium and top quality up \$3.00-\$5.00 cwt. Yearlings were noted as steady to easier to start, with one all vaccinated sale noting heavier cattle higher. As the week progressed heavier cattle were barely steady. Actual average prices this week saw steers 400-500 lbs up \$14.91 from last week, 500-600 lbs up \$15.02, 600-700 lbs up \$9.36, 700-800 lbs up \$5.88, 800-900 lbs up \$1.71, 900-1000 lbs up \$0.55 and steers 1000 lbs plus averaged \$5.19 easier than last week on average. Heifers from 300-400 lbs were up \$35.71 on average, 400-500 lbs down \$7.39, 500-600 lbs up \$9.41, 600-700 lbs up \$6.95, 700-800 lbs up \$5.65, 800-900 lbs down \$3.90 and heifers 900 lbs and over averaged \$8.17 below last week's weighted average price. All classes of cattle are averaging higher than this time last year with the exception of heifers in the 400-500 lb range.

The Quebec electronic market this week ranged from \$302.00-\$303.00 dressed cwt on a picked-up basis, down \$0.88 from last week on average.

Alberta direct trade was light Wednesday with prices steady to \$4.00 cwt higher than last week notes Canfax, with sales from \$284.00-\$286.00 delivered on a dressed basis. Thursday a light trade surfaced at \$285.00 dressed, steady to \$1.00 below Wednesday. Canfax notes that not enough heifers sold to establish a market. Canfax reported: "Competition on the cash market remains decent with all three western Canadian packers showing interest. US buying interest continues to be light. Even with more fed calves entering the slaughter mix, Prime and AAA grading remains near record high."

The U.S. cash cattle trade for the week ending April 29<sup>th</sup> was active with trade starting on Monday and continuing through to Wednesday with prices holding steady the previous week. In the south trade was noted from \$139.00-\$141.00 live, mainly \$140.00. In the north dressed deals ranged from \$225.00-\$238.00, averaging around \$232.00 which is steady on the steers and a touch stronger on the heifers, while live trade in the north ranged from \$145.00-\$148.00, mostly \$145.00-\$147.00 which is steady. Final results posted by the USDA Mandatory Price Report, saw prices overall live steers average \$143.34 up \$0.32 with heifers averaging \$142.48 down \$0.43. On the rail steers averaged \$232.31 up \$0.02 with heifers averaging \$232.62 up \$1.67 from the previous week.

This week, the U.S. cash cattle trade has been active with trade starting on Tuesday and continuing through to Wednesday with prices holding steady. In the south trade was noted from \$139.00-\$141.00 live, mainly \$140.00. In the north dressed deals ranged from \$228.00-\$234.00, averaging around \$231.00-\$232.00 which is steady to a touch softer, while live trade in the north ranged from \$144.00-\$149.00, mainly \$146.00 which is steady. Thursday saw a few clean up deals at steady prices. Today, the market is quiet and it appears that business for the week is completed.