



Weekly Market Information Report for the week ending Thursday, May 19, 2022

The following information is collected from various sources and disseminated by Beef Farmers of Ontario.

ONTARIO DIRECT TO PACKER RAILGRADE CATTLE TRADE

Prices are on a carcass weight basis before grade and weight discounts. Weekly Range:

A Grade Steers 300.00-306.00 – most 305.00

A Grade Heifers 299.00-305.00 – most 305.00

ONTARIO LIVE CATTLE TRADE

Ontario auction sales this week saw weighted average price ranges for:

FED CATTLE	Volume	Price Range	Average	Top	Last Week Avg
Large Frame Steers +1250	86	168.33-185.40	179.28	203.50	180.70
Medium Frame Steers +1250	68	160.83-185.44	175.50	205.00	174.91
Large & Medium Frame Steers +1250	154	165.23-185.08	178.39	205.00	178.87
Large Frame Heifers +1000	132	171.19-182.18	178.81	190.75	172.91
Medium Frame Heifers +1000	197	171.69-184.83	178.92	198.00	172.41
Large & Medium Frame Heifers +1000	329	173.20-184.54	179.56	198.00	172.96
Fed steers, Dairy & Dairy Cross +1250	69	131.72-154.14	144.38	168.00	137.89
Fed heifers, Dairy & Dairy Cross +1000	110	107.98-139.88	126.18	152.00	120.58
Cows - All Weights	2,282	84.72-114.18	98.56	160.29	98.74
Bulls - All Weights	144	108.19-135.83	122.38	164.00	121.81

STOCKERS - Large and Medium Frame

STEERS	Volume	Price Range	Average	Top	Last Week Avg
1000+	735	176.37-190.75	182.75	196.50	177.52
900-999	582	184.01-198.13	192.87	202.50	188.90
800-899	689	185.03-213.56	203.80	229.00	200.27
700-799	622	200.94-234.68	219.37	249.50	215.75
600-699	762	217.62-260.14	242.59	275.00	239.17
500-599	438	205.05-266.69	240.98	297.00	240.63
400-499	200	211.79-272.12	246.56	302.00	244.38
-399	61	161.76-219.17	185.24	267.50	215.93

STOCKERS - Large and Medium Frame

HEIFERS	Volume	Price Range	Average	Top	Last Week Avg
+900	209	143.92-173.13	163.87	187.25	163.67
800-899	232	151.60-180.84	169.91	197.75	170.23
700-799	431	168.02-196.86	185.12	217.50	177.83
600-699	617	169.44-214.85	198.20	228.00	191.92
500-599	552	177.36-223.66	205.15	370.00	200.11
400-499	204	156.22-227.34	195.17	262.50	185.22
300-399	42	151.86-187.05	171.23	274.00	184.82
-299	5	155.50-172.00	161.96	220.00	N/T

At Kawartha Lakes Community Sale Barn: May 14, 2022 – 146 cows, 7 bulls, 25 veal, 45 stockers, 35 Fed Cattle

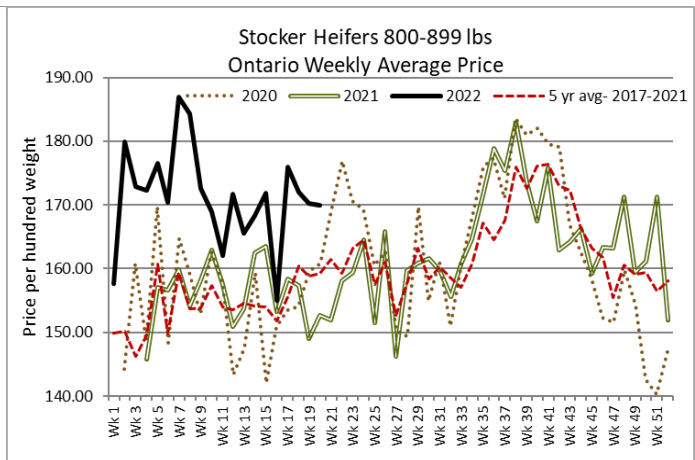
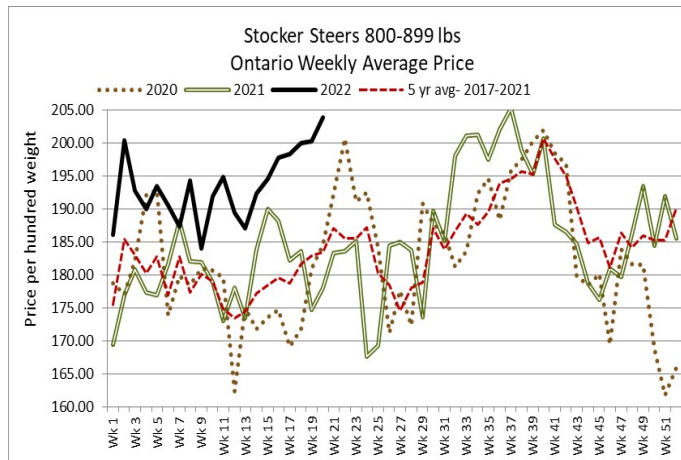
	Price Range	Avg.	Top
Fed heifers, medium & large frame 1000+	165.00-172.50	170.56	172.50
Cows	86.00-120.00	97.74	127.00
Bulls 1600 lbs +	133.00-147.00	138.93	147.00
Veal 600 lbs +	126.00-139.00	133.14	139.00
Veal 125 lbs or less	33.32-280.00	121.26	280.00

Denfield Livestock Exchange Inc., May 17, 2022: 262 Fed Cattle, 48 Veal, 85 Cows, 8 bulls, 27 stockers

	Price Range	Average	Top
Large & Medium Frame Fed Steers +1250 lbs	175.50-188.25	183.22	205.00
Large & Medium Frame Fed Heifers +1000 lbs	175.75-186.50	181.69	198.00
Cows	90.50-110.50	100.34	125.00
Veal calves 600 lbs +	148.00-159.00	154.63	159.00

At Aylmer Stockyards Inc.: May 18, 2022 – 39 veal, 160 Cows, 37 fed cattle, 6 bulls, 16 stockers

	Price Range	Average	Top
Fed Heifers, Dairy & Dairy Cross 1000 lbs +	97.99-143.9	129.20	143.99
Cows	63.00-133.49	98.69	133.49
Veal over 600 lbs	114.99-176.00	139.70	176.00



ONTARIO STOCKER & FEEDER TRADE

Stocker sale at Brussels Livestock: May 13, 2022 – 982 Stockers

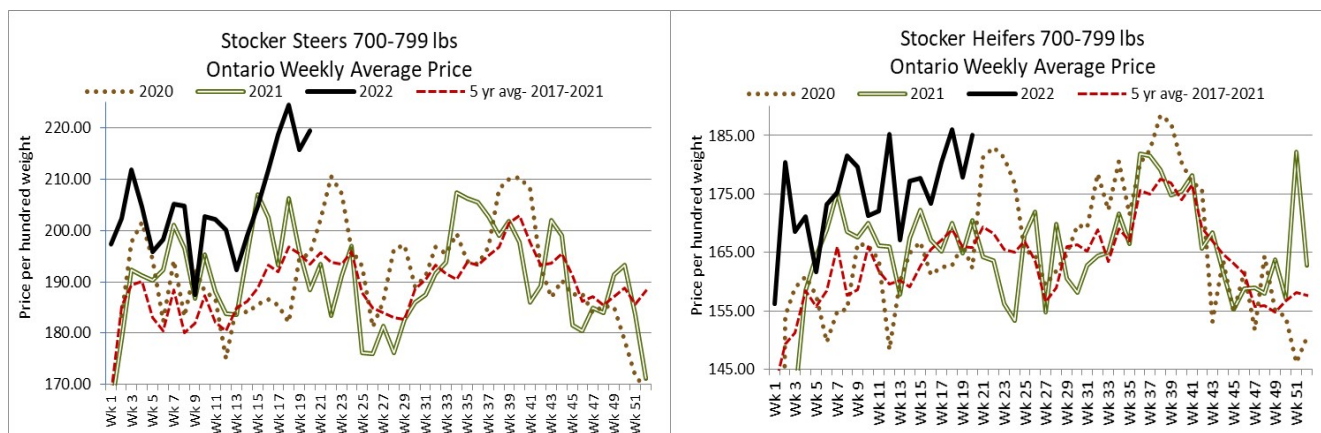
Steers	Price Range	Average	Top	Heifers	Price Range	Average	Top
1000+	171.50-184.50	178.85	190.00	900+	139.00-187.25	175.53	187.25
900-999	184.50-200.50	194.98	200.50	800-899	167.00-192.75	182.07	197.75
800-899	192.00-214.00	202.89	220.00	700-799	170.00-201.00	192.68	201.00
700-799	196.00-232.00	216.61	247.00	600-699	155.00-223.00	206.19	223.00
600-699	205.00-255.00	236.79	262.50	500-599	175.00-241.00	211.72	241.00
500-599	235.00-274.00	253.48	280.00	400-499	177.50-244.00	220.21	244.00
400-499	253.00-285.00	269.29	285.00				
399-	180.00-200.00	190.00	200.00				

Stocker sale at: Community Livestock Exchange: May 17, 2022 – 168 Stockers

Steers	Price Range	Average	Top	Heifers	Price Range	Average	Top
800-899	141.99-196.99	177.29	196.99	600-699	127.49-210.00	160.89	210.00
700-799	139.99-194.99	175.89	194.99	500-599	125.00-200.00	165.79	200.00
600-699	119.99-214.00	187.20	214.00	400-499	114.99-214.99	180.09	214.99
500-599	144.99-229.00	197.79	229.00				
400-499	189.99-264.99	229.09	264.99				

Stocker sale at: Keady Livestock Market: May 17, 2022 – 1,159 Stockers

Steers	Price Range	Average	Top	Heifers	Price Range	Average	Top
1000+	179.75-190.50	183.63	190.50	900+	115.00-158.00	141.80	158.00
900-999	191.00-199.50	196.82	199.50	800-899	150.00-180.00	173.65	181.00
800-899	196.50-229.00	217.34	229.00	700-799	186.00-217.50	202.41	217.50
700-799	220.00-249.50	237.37	249.50	600-699	195.00-227.00	220.06	227.00
600-699	250.00-275.00	266.78	275.00	500-599	215.00-248.00	230.07	370.00
500-599	232.50-297.00	268.19	297.00	400-499	200.00-235.00	222.71	240.00
400-499	252.00-302.00	283.38	302.00	300-399	197.50-274.00	235.75	274.00



Stocker sale at: **Renfrew Pontiac Livestock: May 17, 2021 – 311 Stockers**

Steers	Price Range	Average	Top	Heifers	Price Range	Average	Top
900-999	183.49-193.99	188.70	193.99	700-799	122.50-191.99	173.19	191.99
800-899	135.00-195.50	190.10	195.50	600-699	117.50-208.00	184.49	208.00
700-799	167.99-202.99	184.60	202.99	500-599	148.99-202.99	183.69	202.99
600-699	139.99-254.00	211.50	254.00	400-499	155.00-208.00	176.80	208.00
500-599	164.99-245.00	223.49	245.00				
400-499	210.00-268.99	253.20	268.99				
399-	202.49-266.99	234.69	266.99				

Stocker sale at **Ontario Livestock Exchange, May 18, 2022 – 704 stockers**

Steers	Price Range	Average	Top	Heifers	Price Range	Average	Top
1000+	183.50-196.50	188.42	196.50	900+	162.00-176.50	172.24	176.50
900-999	190.50-201.50	197.89	201.50				
800-899	204.50-216.00	211.52	216.00				

Stocker sale at **Ontario Livestock Exchange: May 19, 2022 – 315 Stockers**

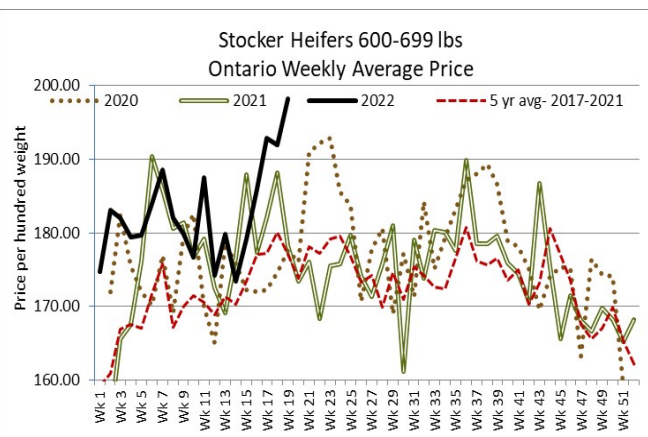
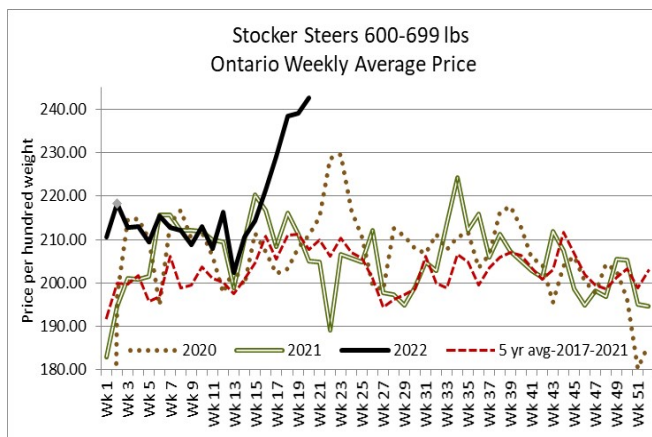
Steers	Price Range	Average	Top	Heifers	Price Range	Average	Top
1000+	165.00-177.50	172.67	177.50	900+	125.00-150.00	133.75	155.00
900-999	132.50-186.00	161.54	186.00	800-899	125.00-163.00	151.44	172.50
800-899	177.00-198.00	191.63	198.00	700-799	132.50-157.50	141.07	160.00
700-799	160.00-190.00	182.08	192.50	600-699	120.00-190.00	158.03	225.00
600-699	175.00-217.50	199.52	225.00	500-599	125.00-192.50	166.25	200.00
500-599	145.00-285.00	210.28	285.00	400-499	120.00-230.00	195.63	230.00
400-4599	140.00-240.00	194.33	240.00	300-399	175.00-190.00	183.33	200.00

Stocker sale at **Ontario Stockyards Inc, May 19, 2022- 939 stockers**

Steers	Price Range	Average	Top	Heifers	Price Range	Average	Top
1000+	114.00-160.00	134.38	179.00	900+	120.00-178.00	152.82	178.00
900-999	180.00-202.50	188.21	202.50	800-899	145.00-187.50	167.34	187.50
800-899	196.00-215.00	206.84	215.00	700-799	157.00-194.00	181.07	198.00
700-799	196.00-228.00	210.12	239.50	600-699	165.00-213.00	189.27	228.00
600-699	215.00-265.00	237.22	272.00	500-599	180.00-215.00	199.94	225.00
500-599	210.00-265.00	239.26	282.50	400-499	170.00-225.00	189.93	262.50
400-499	225.00-280.00	250.44	281.00	300-399	160.00-180.00	170.00	180.00
399-	212.50-267.50	238.81	267.50				

Stocker sale at **Ottawa Livestock Exchange: May 19, 2022 – 83 Stockers**

Steers	Price Range	Average	Top	Heifers	Price Range	Average	Top
800-899	132.00-199.00	179.67	200.00	700-799	156.00-186.00	170.00	186.00
500-599	166.00-234.00	203.11	234.00	600-699	132.00-204.00	180.40	204.00
400-499	218.0-258.00	248.80	258.00				



ONTARIO STOCKER & FEEDER TRADE SPECIAL SPRING SALE

Stocker sale at **Ontario Stockyards Inc: May 17, 2022 – 1,125** Stockers

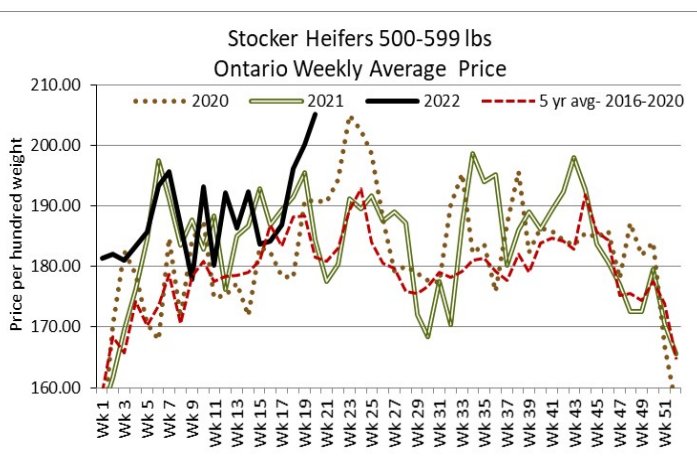
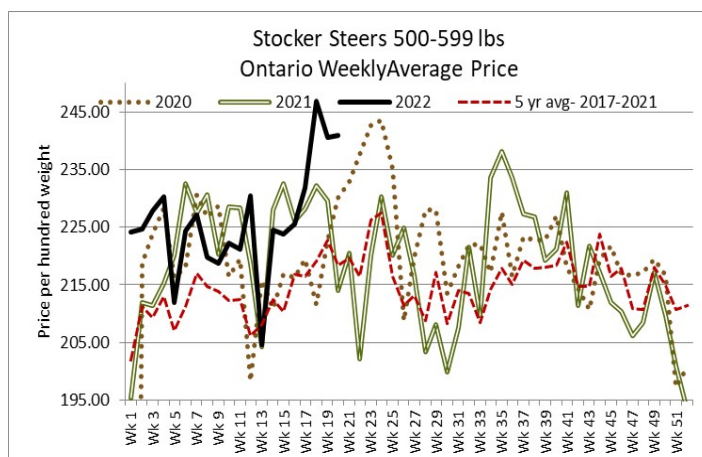
Steers	Price Range	Average	Top	Heifers	Price Range	Average	Top
1000+	149.00-194.00	174.63	194.00	800-899	140.00-184.00	172.89	184.00
900-999	185.00-197.75	193.79	197.75	700-799	177.50-198.00	188.61	198.00
800-899	193.00-207.75	202.01	209.00	600-699	177.00-218.50	203.57	218.50
700-799	211.50-245.50	229.49	245.50	500-599	186.00-220.00	203.19	230.00
600-699	232.50-262.50	248.50	265.00	400-499	141.00-237.00	191.14	237.00
500-599	230.00-276.50	259.96	290.00	300-399	140.00-160.00	154.50	160.00
400-499	210.00-278.00	252.07	278.00				

Special All Vaccinated Stocker Sale- Stockers sold on a strong market. Final results

Stocker sale at **Kawartha Lakes Community Sales Barn, May 18, 2022- 456** Stockers

Steers	Price Range	Average	Top	Heifers	Price Range	Average	Top
1000+	144.00-167.50	154.46	167.50	900+	102.50-138.00	127.25	138.00
800-899	184.00-209.00	191.21	209.00	800-899	136.00-161.00	147.34	161.00
700-799	187.00-247.00	222.14	247.00	700-799	167.50-193.00	176.84	193.00
600-699	205.00-263.50	243.06	263.50	600-699	193.00-218.00	209.12	218.00
500-599	205.00-280.00	253.39	280.00	500-599	165.00-226.00	213.53	226.00
400-499	220.00-270.00	241.06	270.00	400-499	160.00-237.00	208.50	237.00
399-	152.50-200.00	171.18	200.00	300-399	140.00-222.50	173.65	222.50

Grass cattle continue to sell at a premium. All other classes sold on a steady market.



ONTARIO BRED COW SALES

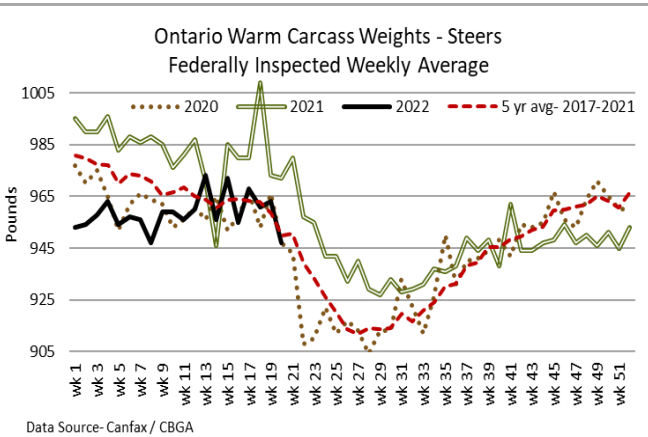
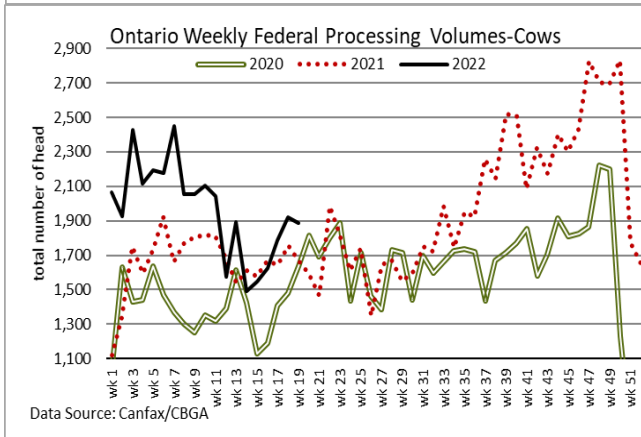
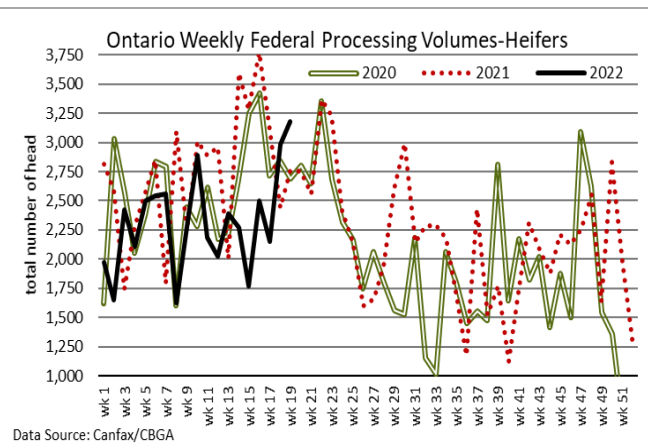
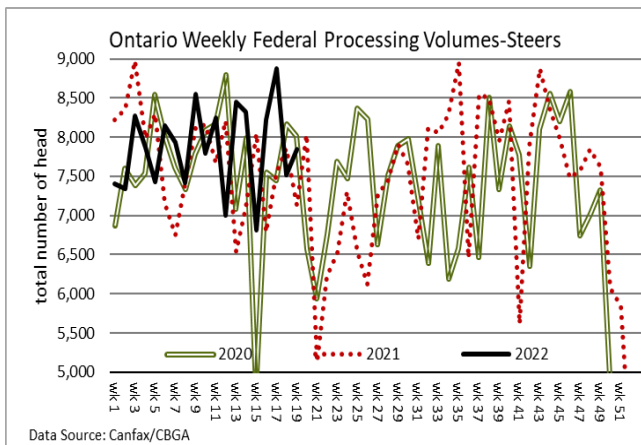
Ontario Stockyards Inc, May 14, 2022- 154 Bred cows, 55 Cow calf pairs (prices are per head & per pair)

	Exotic and Exotic X	British and British X
Top quality bred cows	N/T	\$1600-\$2100
Avg quality bred cows	\$1300-\$1600	\$1200-\$1550
Top quality cow/calf pairs	\$2000-\$2800	\$1900-\$2400
Avg quality cow/calf pairs	\$1500-\$1900	\$1500-\$1900

Pairs sold actively. Bred cows sold steady.

WEEKLY LIVE CATTLE EXPORTS-ONTARIO

	Week ending Apr 30, 2022	Week ending Apr 23, 2022	Year to Date
Total live slaughter cattle exported from Ontario to the U.S.	1,381	1,104	33,405
Steers & Heifers & Cows	1,265	1,021	31,706
Bulls	116	83	1,699

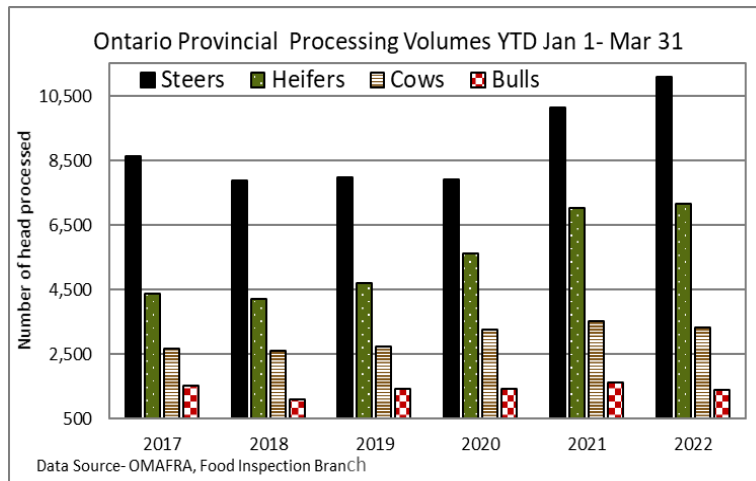


CANADIAN- FEDERALLY INSPECTED PROCESSING

	Week Ending May 14, 2022	# of hd change from week ago	YTD	% Change (Week Ago)	% Change (Year Ago)
Grand Total	66,905	+4,054	1,206,490	+6%	+4%
Western Processing	52,468	+3,512	946,842	+7%	+4%
Eastern Processing	14,437	+542	259,648	+4%	+1%

ONTARIO- FEDERALLY INSPECTED PROCESSING

	Week Ending May 7, 2022	# of hd change from week ago	YTD	% Change (Week Ago)	% Change (Year Ago)
Grand Total	12,924	+499	233,104	+4%	+1%



AVERAGE CARCASS WEIGHTS – CANADA

	Steers	Heifers
May 14, 2022	924	851
May 7, 2022	937	847
May 15, 2021	900	837

USDA ESTIMATED CATTLE PROCESSING VOLUME

	Week Ending May 21, 2022	Previous Week	Year Ago
Grand Total	680,000	657,000	672,000

QUEBEC ELECTRONIC AUCTION MARKET (F.O.B. THE FEEDLOT)

	Price	Change from Last Week
For the week ending May 19, 2022	302.00	-2.44

ALBERTA DIRECT TRADE

Alberta's direct trade: for the week ending May 19, 2022

Steers	Live FOB	172.50	Rail FOB	285.75-292.00
Heifers	Live FOB	N/T	Rail FOB	290.00-290.75

U.S. TRADE (U.S. funds)

The U.S. cash cattle trade: for the week ending May 19, 2022

Choice and Select Steers and Heifers:	Live	136.00-148.00
	Rail	223.00-228.00

U.S. BOXED BEEF CUT-OUT VALUES (U.S. funds)

	Choice 600-900	Select 600-900
Current Five Day Average	260.38	245.97

BEEF EXPORTS – CANADA

	United States	Change from last year YTD	Mexico	Change from last year YTD
	Jan 1- Mar 31/2022		Jan 1- Mar 31/2022	
Total	85,254 tonnes	+13% or +9,707 tonnes	6,652 tonnes	+13% or +752 tonnes
	Japan	Change from last year YTD	Viet Nam	Change from last year YTD
	Jan 1- Mar 31/2022		Jan 1- Mar 31/2022	
Total	13,781 tonnes	+13% or +1,629 tonnes	6,160 tonnes	+153% or +3,724 tonnes

LIVE CATTLE – CANADA

IMPORTS			EXPORTS		
Import % change from 2020 YTD			Export % change from 2021 YTD		
Jan 1- Mar 31/2022			Jan 1- Apr 30/22		
Pure bred	1,792	-49%	Slaughter steers & heifers & cows	177,553	+8%
Non-pure bred	51,405	-48%	Feeder cattle & calves	99,991	+243%
			Bulls	9,809	+3%

BEEF PRODUCTION – CANADA

	Jan 1 – May 7/22	Last Year Same Time	% Change
Fed	294,912 tonnes	384,431 tonnes	+3%
Non-fed	57,696 tonnes	54,996 tonnes	+5%

BEEF IMPORTS – CANADA

	Jan 1 – May 7/22	Last Year Same Time	% Change
United States	35,160 tonnes	35,478 tonnes	-1%
Non-CUSMA	11,135 tonnes	17,237 tonnes	-35%
EU-27 (beef/veal total)	4,553 tonnes	4,448 tonnes	+2%
Total	55,479 tonnes	60,951 tonnes	-9%

CHICAGO MERCANTILE EXCHANGE

Closing quotes on futures **today** were as follows:

Live Cattle			Feeder Cattle			Corn		
Jun	131.57	+0.07	May	153.40	-0.72	Jul	7.786	-4.4
Aug	131.55	-0.47	Aug	163.92	-1.27	Sep	7.470	-3.4
Oct	137.42	-0.57	Sep	167.00	-0.90	Dec	7.320	-4.0
Dec	143.40	-0.42	Oct	169.57	-0.62	Mar	7.354	-4.0
Feb	148.55	-0.42	Nov	171.32	-0.50	May	7.350	-4.2
Apr	152.42	-0.40	Jan	171.27	-0.37	Jul	7.294	-3.6
Soybeans			Soft Red Winter Wheat			Canadian \$		
Jul	17.052	+14.6	Jul	11.686	-31.6	Spot	77.82	-0.31
Aug	16.416	+11.6	Sep	11.744	-31.4	Jun	77.81	-0.32
Sep	15.670	-8.2	Dec	11.792	-30.6	Sep	77.79	-0.32
Nov	15.216	+7.2	Mar	11.800	-29.4	Dec	77.77	-0.32
Jan	15.242	+6.6	May	11.660	-26.2	Mar	77.79	-0.31
Mar	15.142	+8.4	Jul	11.050	-20.0	Jun	77.79	-0.31

Beef Farmers of Ontario, 130 Malcolm Road, Guelph, ON N1K 1B1 Phone: (519) 824-0334 Fax: (519) 824-9101 or email: markets@ontariobeef.com

ONTARIO STOCKER & FEEDER TRADE SPECIAL SPRING SALES

May 25	12:30 pm	Aylmer Stockyards Inc	Special Stocker Sale
May 25	1:00 pm	Vankleek Hill Livestock Exchange	Special Stocker Sale
May 25	7:00 pm	Cargill Auction Market Inc	Special Stocker Sale

Comments for the week ending May 19th

There were 483 fed steers and heifers sold through auction markets, noting twice as many heifers than steers, with this week's volume up 252 head from last week and 135 more than this time last year. Fed steers sold from \$165.23-\$185.08 averaging \$178.39 down \$0.48 from last week but \$31.18 stronger than year ago prices. Fed heifers ranged from \$173.20-\$184.54 averaging \$179.56 up \$6.60 from last week and \$34.17 above last year at this time. Auction markets reported this week's trade as strong on a good demand with prices slightly higher to \$1.00-\$4.00 cwt stronger.

The Ontario railgrade market this week was quiet the previous Friday with no trade reported. On Monday a couple of deals were noted at steady money of \$300.00 dressed for steers and \$299.00-\$300.00 for heifers. By Tuesday prices improved to \$305.00 with a couple at \$306.00 for steers and \$304.00-\$305.00 for heifers, mainly \$305.00, and held at this point the remainder of the week. This week's average price is up \$3.50 from last week with delivery of the cattle sold reported for the week of May 23rd. Prices this week averaged \$49.25 above the same time last year.

Ontario Federal processing volumes as of May 14, 2022 total 233,104 head up 1.5% from the same time in 2021 and 6.2% above 2020. In the mix steer volumes as of May 14, 2022 are up 2% from last year and 3.3% more than May 14, 2020. Heifer volumes are down 15% from 2021 and 8.7% below May 14, 2020. Cow volumes as of May 14, 2022 are up 18.6% from 2021 and 41% higher than the same time in 2020.

There were 2,282 fed/cull cows sold through auction markets this week up 723 from last week's very light offering and 339 more than the same week last year. Cows sold from \$84.72-\$114.18 averaging \$98.56 down \$0.18 from last week but \$17.03 higher than last year at this time. Auction markets reported a strong active trade with prices slightly higher to higher. Beef cows this week were up slightly in volume from last week with 597 head sold averaging \$106.26 up \$2.45 from last week's beef cow weighted average price.

Stocker and feeder cattle volumes will soon start to seasonally decline as the spring run winds down. There were 6,381 head sold through auction markets this week up 249 from last week and 1,316 more than the same week last year. Auction markets reported calves as steady to stronger with grass cattle continuing to see a premium on good buyer demand. Yearlings were steady to firm, but stronger by mid week and steady at week's end. Actual average prices this week saw steers 400-500 lbs up \$2.18, 500-600 lbs up \$0.35, 600-700 lbs up \$3.42, 700-800 lbs up \$3.62, 800-900 lbs up \$3.53, 900-1000 lbs up \$3.97 and steers 1000 lbs and over averaged \$5.23 above last week's weighted average prices. Heifers from 300-400 lbs were down \$13.59 on very light receipts, 400-500 lbs up \$9.95, 500-600 lbs up \$5.04, 600-700 lbs up \$6.28, 700-800 lbs up \$7.29, 800-900 lbs down \$0.32 and heifers 900 lbs plus averaged \$0.20 above last week on average. All weight categories (with the exception of heifers 300-400 lbs) were higher than last year at this time with steers \$22.00-\$37.00 higher cwt and heifers up by \$2.00-\$25.00 cwt.

The Quebec electronic market this week sold at \$302.00 dressed cwt on a picked-up basis, down \$2.44 from last week on average.

Alberta direct trade on Wednesday was steady to \$3.00 cwt higher with prices reported from \$288.00-\$293.00 delivered on a dressed basis. Thursday saw a light trade at \$288.00 which is steady to the bottom of last week's market but overall trade this week is up \$2.00 cwt. Canfax notes: "Most of the cattle that traded this week were being scheduled for the weeks June 13th to 20th delivery. Sale volume wise, western Canadian packers did get quite a few cattle bought. This week's cash offering has been cleaned up."

The U.S. cash cattle trade for the week ending May 13th was light to moderate in volume but lighter than the previous week. In the south trade ranged from \$137.00-\$141.00 live, mainly \$140.00 which is steady to the previous week's southern trade. Business in the north was \$1.00-\$2.00 easier with live sales from \$144.00-\$148.00, mostly \$144.00 while dressed trade saw a full range from \$222.00-\$230.00 cwt averaging around \$229.00 cwt. Overall average prices for the week reported by the USDA Mandatory Price Report saw live steers average \$142.44 down \$0.98 while heifers averaged \$141.49 down 1.03. On the rail steers averaged \$228.82 down \$1.87 with heifers averaging \$229.40 down \$2.46. Although the north was easier prices are still at a premium to the south.

This week, the U.S. cash cattle trade started on Tuesday and carried on until Thursday. Business in the south was \$2.00 lower at mostly \$138.00 live with a full trading range from \$136.00-\$138.00. In the north trade was down \$3.00 on a dressed basis at mainly \$226.00 dressed with a full trading range of \$223.00-\$228.00. Some live trade in the north was noted from \$140.00-\$145.00, most at \$142.00 down \$2.00. Today the market is quiet and it appears that business for the week is completed.