



Weekly Market Information Report for the week ending Thursday, May 26, 2022

The following information is collected from various sources and disseminated by Beef Farmers of Ontario.

ONTARIO DIRECT TO PACKER RAILGRADE CATTLE TRADE

Prices are on a carcass weight basis before grade and weight discounts. Weekly Range:

A Grade Steers 305.00-310.00

A Grade Heifers 304.00-310.00

ONTARIO LIVE CATTLE TRADE

Ontario auction sales this week saw weighted average price ranges for:

FED CATTLE	Volume	Price Range	Average	Top	Last Week Avg
Large Frame Steers +1250	99	182.49-193.85	188.50	198.00	179.28
Medium Frame Steers +1250	75	173.11-189.19	181.70	200.00	175.50
Large & Medium Frame Steers +1250	174	176.96-191.36	185.79	200.00	178.39
Large Frame Heifers +1000	111	184.22-192.60	189.39	197.00	178.81
Medium Frame Heifers +1000	140	171.91-188.28	182.25	215.50	178.92
Large & Medium Frame Heifers +1000	251	177.45-190.85	185.58	215.50	179.56
Fed steers, Dairy & Dairy Cross +1250	48	124.65-148.88	139.46	159.00	144.38
Fed heifers, Dairy & Dairy Cross +1000	103	110.55-142.59	127.56	185.25	126.18
Cows - All Weights	1,782	82.41-117.63	99.70	170.00	98.56
Bulls - All Weights	89	112.80-144.03	127.90	183.00	122.38

STOCKERS - Large and Medium Frame

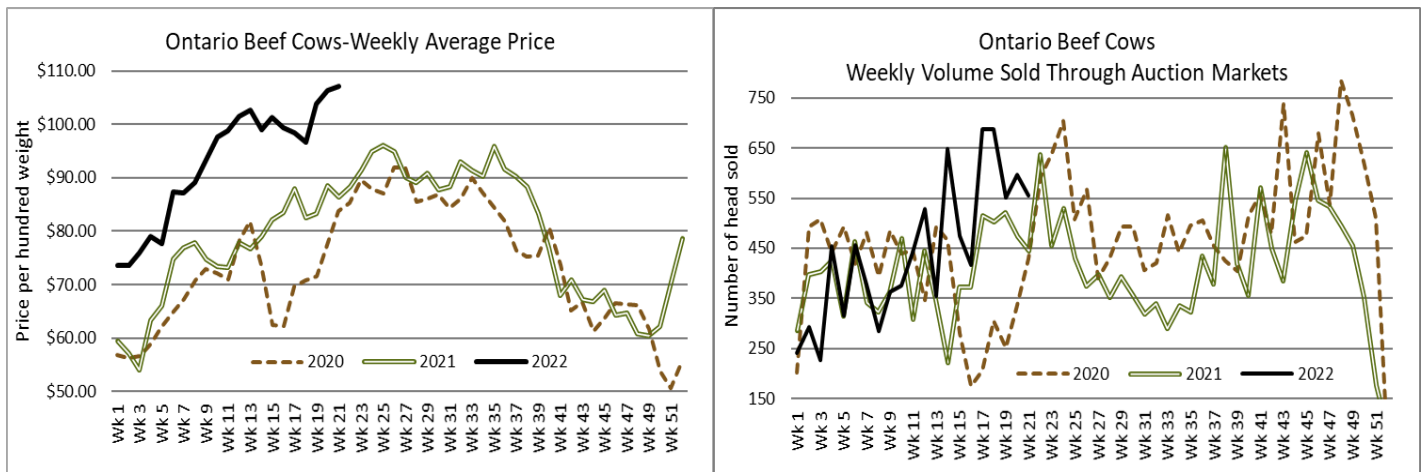
STEERS	Volume	Price Range	Average	Top	Last Week Avg
1000+	622	183.13-196.43	189.53	199.00	182.75
900-999	418	188.58-202.21	196.68	209.00	192.87
800-899	205	172.59-204.09	187.85	224.00	203.80
700-799	332	188.09-233.49	215.12	253.50	219.37
600-699	309	206.28-254.52	230.47	275.00	242.59
500-599	207	186.61-253.60	225.40	284.00	240.98
400-499	94	187.21-245.91	223.34	280.00	246.56
-399	37	135.72-271.26	180.85	350.00	185.24

STOCKERS - Large and Medium Frame

HEIFERS	Volume	Price Range	Average	Top	Last Week Avg
+900	234	152.69-173.28	164.37	187.00	163.87
800-899	179	156.85-186.01	175.11	202.50	169.91
700-799	269	164.48-197.69	186.03	218.00	185.12
600-699	268	171.74-211.13	193.96	240.00	198.20
500-599	210	160.58-218.02	194.15	280.00	205.15
400-499	89	136.69-215.16	182.27	238.00	195.17
300-399	19	163.55-181.45	171.92	220.00	171.23
-299	12	90.00-107.50	100.58	135.00	161.96

At Kawartha Lakes Community Sale Barn, May 21, 2022 —4 fed cattle, 211 cows, 11 bulls, 35 veal, 50 stockers

	Price Range	Avg.	Top
Cows	89.00-122.50	104.06	137.00
Veal 600 lbs +	133.00-144.00	136.40	145.00
Veal -125 lbs	70.00-270.00	136.71	270.00

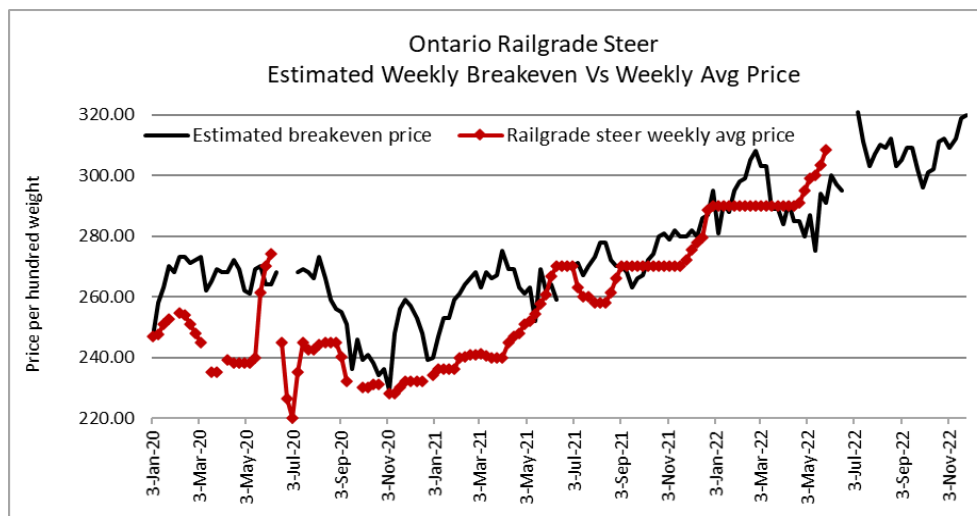


Denfield Livestock Exchange Inc., May 24, 2022: 207 Fed Cattle, 42 Veal, 58 Cows, 4 bulls, 8 stockers

	Price Range	Average	Top
Large & Medium Frame Fed Steers +1250 lbs	180.25-192.25	187.49	200.00
Large & Medium Frame Fed Heifers +1000 lbs	183.00-190.00	186.39	215.50
Cows	91.50-119.00	103.65	147.00
Veal calves 600 lbs +	140.00-157.00	149.12	159.50

At Aylmer Stockyards Inc.: May 25, 2022 – 8 veal, 113 Cows, 49 fed cattle, 3 bulls, 58 stockers

	Price Range	Average	Top
Fed Heifers, Dairy & Dairy Cross 1000 lbs +	101.00-148.50	128.80	148.50
Cows	66.00-138.99	100.60	138.99



The information provided on this report is based on weighted averages for actual data collected. Input costs are a guideline only and will vary from producer to producer. BFO does not take any responsibility and accepts no legal liability arising from or connected to damages or losses experienced by producers when using this information. This is to be used at your own risk.

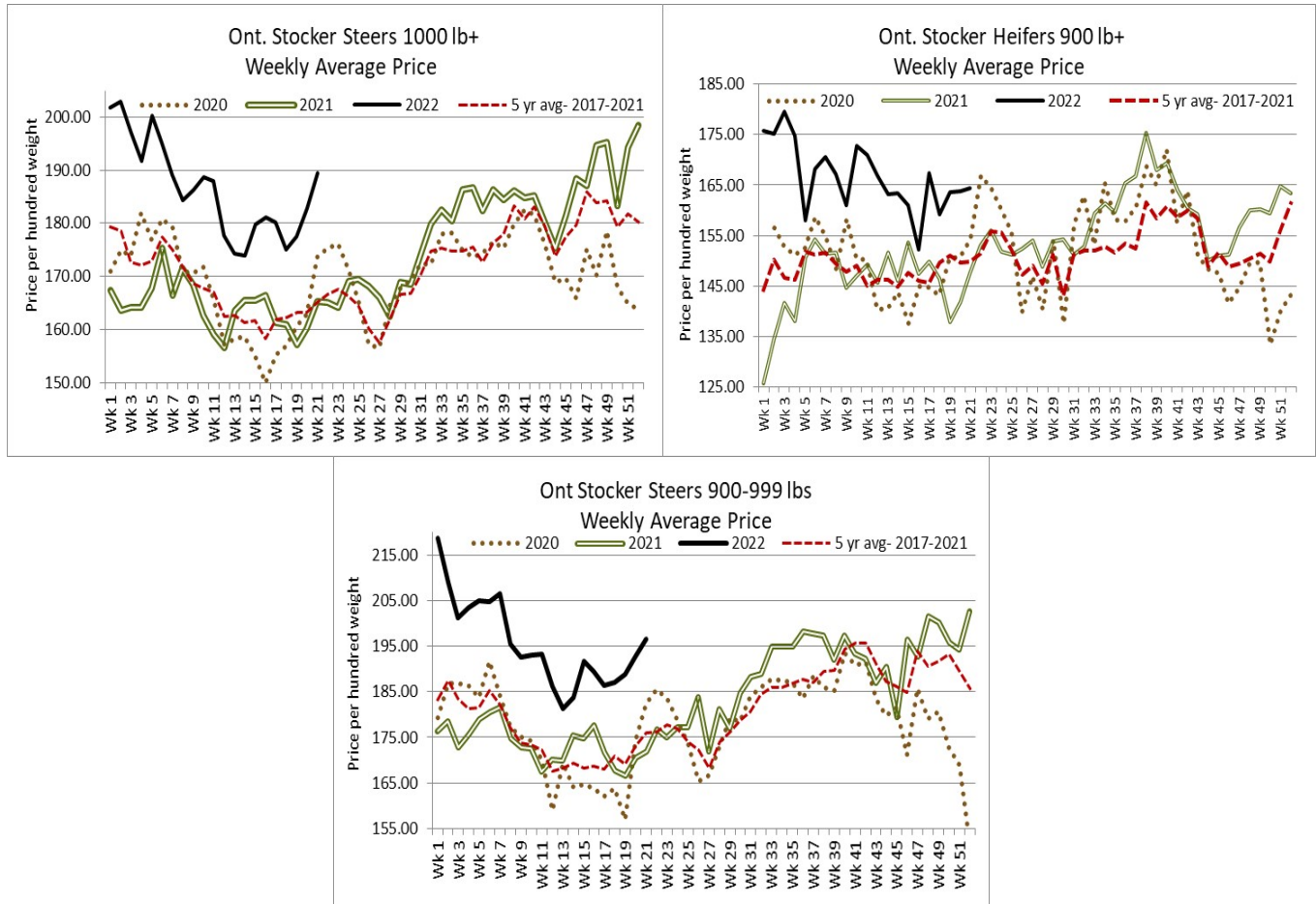
ONTARIO STOCKER & FEEDER TRADE

Stocker sale at **Brussels Livestock: May 20, 2022 – 1,138 Stockers**

Steers	Price Range	Average	Top	Heifers	Price Range	Average	Top
1000+	161.00-190.25	178.64	196.00	900+	160.00-175.00	167.78	181.50
900-999	174.00-199.00	189.10	209.00	800-899	160.00-190.00	177.68	202.50
800-899	176.50-207.50	193.89	212.50	700-799	173.00-201.50	190.01	203.00
700-799	194.00-241.00	220.12	241.00	600-699	177.00-207.50	191.36	211.00
600-699	202.00-259.00	228.80	275.00	500-599	164.00-224.00	193.21	280.00
500-599	210.00-251.50	228.54	269.00	400-499	160.00-237.00	209.19	238.00
400-499	210.00-257.00	242.23	257.00	300-399	190.00-220.00	205.00	220.00
399-	115.00-287.00	168.12	300.00				

Stocker sale at: **Community Livestock Exchange: May 24, 2022 – 124** Stockers

Steers	Price Range	Average	Top	Heifers	Price Range	Average	Top
700-799	145.99-225.00	197.59	225.00	600-699	92.10-189.99	157.00	189.99
600-699	181.00-243.00	194.30	243.00	500-599	120.99-167.50	144.70	167.50
500-599	127.00-241.00	193.70	241.00	400-499	130.00-185.00	160.09	185.00
400-499	125.00-229.99	208.00	229.99				



Stocker sale at: **Keady Livestock Market: May 24, 2022 – 737** Stockers

Steers	Price Range	Average	Top	Heifers	Price Range	Average	Top
1000+	192.75-194.50	193.49	194.50	900+	82.50-187.00	157.14	187.00
900-999	194.00-201.00	198.00	201.00	800-899	150.00-200.00	184.45	200.00
800-899	186.00-224.00	201.25	224.00	700-799	180.00-211.00	203.07	218.00
700-799	218.00-253.50	241.33	253.50	600-699	210.00-240.00	225.03	240.00
600-699	244.00-275.00	258.28	275.00	500-599	195.00-257.00	230.49	257.00
500-599	259.00-284.00	267.64	284.00	400-499	110.00-234.00	176.82	234.00
400-499	257.50-280.00	263.33	280.00				

Stocker sale at: **Renfrew Pontiac Livestock: May 24, 2021 – 249** Stockers

Steers	Price Range	Average	Top	Heifers	Price Range	Average	Top
800-899	164.99-185.00	181.29	185.00	700-799	151.00-194.50	183.60	194.50
700-799	162.99-206.99	200.49	206.99	600-699	170.99-198.99	191.39	198.99
600-699	195.99-239.00	217.79	239.00	500-599	150.00-218.00	195.90	218.00
500-599	155.00-260.00	241.00	260.00	400-499	110.00-220.00	175.09	220.00
400-499	214.99-258.99	238.89	258.99				
399-	202.49-350.00	252.19	350.00				

Stocker sale at **Ontario Livestock Exchange, May 25, 2022 – 688** stockers

Steers	Price Range	Average	Top	Heifers	Price Range	Average	Top
1000+	188.00-199.00	192.39	199.00	900+	165.00-183.00	175.23	183.00
900-999	198.00-208.00	204.03	208.00				
800-899	200.00-213.00	208.16	213.00				
700-799	209.00-218.00	215.00	218.00				

Stocker sale at **Ontario Livestock Exchange: May 26, 2022 – 287** Stockers

Steers	Price Range	Average	Top	Heifers	Price Range	Average	Top
900-999	157.50-180.00	169.27	180.00	800-899	155.00-180.00	174.40	180.00
800-899	138.00-187.50	158.94	191.00	700-799	130.00-187.50	159.39	187.50
700-799	118.00-190.00	157.68	207.50	600-699	122.50-177.50	156.45	177.50
600-699	142.50-237.50	205.60	237.50	500-599	145.00-190.00	169.34	192.50
500-599	165.00-260.00	215.58	260.00	400-499	147.50-192.50	171.27	192.50
400-499	145.00-245.00	205.00	245.00	300-399	165.00-190.00	176.56	190.00
399-	175.00-245.00	215.50	245.00				

ONTARIO STOCKER & FEEDER TRADE SPECIAL SPRING SALE

Stocker sale at **Cargill Auction Market Inc: May 25, 2022 – 549** Stockers

Steers	Price Range	Heifers	Price Range
1000+	185.00-190.00	900+	182.00-191.00
900-999	185.00-194.00	800-899	180.00-200.00
800-899	195.00-200.00	700-799	185.00-202.00

Good quality cattle sold at steady prices.

Stocker sale at: **Vankleek Hill Livestock Exchange: May 26, 2021 – 156** Stockers

Steers	Price Range	Average	Top	Heifers	Price Range	Average	Top
800-899	155.00-194.00	165.59	194.00	800-899	130.00-172.00	153.62	172.00
700-799	144.00-214.00	179.81	214.00	700-799	142.50-185.00	166.71	185.00
600-699	175.00-235.00	205.48	235.00	600-699	140.00-204.00	175.15	204.00
500-599	220.00-256.00	225.77	256.00	500-599	160.00-213.00	184.96	213.00
400-499	120.00-255.00	194.37	255.00	400-499	144.00-218.00	181.37	218.00

WEEKLY LIVE CATTLE EXPORTS-ONTARIO

	Week ending May 7, 2022	Week ending Apr 30, 2022	Year to Date
Total live slaughter cattle exported from Ontario to the U.S.	1,860	1,381	35,265
Steers & Heifers & Cows	1,706	1,265	33,412
Bulls	154	116	1,853

CANADIAN- FEDERALLY INSPECTED PROCESSING

	Week Ending May 21, 2022	# of hd change from week ago	YTD	% Change (Week Ago)	% Change (Year Ago)
Grand Total	62,152	-4,753	1,268,642	-7%	+3%
Western Processing	48,664	-3,804	995,506	-7%	+4%
Eastern Processing	13,488	-949	273,136	-7%	+1%

ONTARIO- FEDERALLY INSPECTED PROCESSING

	Week Ending May 21, 2022	# of hd change from week ago	YTD	% Change (Week Ago)	% Change (Year Ago)
Grand Total	12,052	-872	233,681	-7%	+1%

AVERAGE CARCASS WEIGHTS – CANADA

	Steers	Heifers
May 21, 2022	900	857
May 14, 2022	924	851
May 22, 2021	896	860

USDA ESTIMATED CATTLE PROCESSING VOLUME

	Week Ending May 28, 2022	Previous Week	Year Ago
Grand Total	644,000	680,000	630,000

QUEBEC ELECTRONIC AUCTION MARKET (F.O.B. THE FEEDLOT)

	Price	Change from Last Week
For the week ending May 26, 2022	306.00	+4.00

ALBERTA DIRECT TRADE

Alberta's direct trade: for the week ending May 26, 2022

Steers	Live FOB	N/T	Rail FOB	286.50-288.50
Heifers	Live FOB	N/T	Rail FOB	286.50-288.50

U.S. TRADE (U.S. funds)

The U.S. cash cattle trade: for the week ending May 26, 2022

Choice and Select Steers and Heifers:	Live	136.00-145.00
	Rail	222.00-228.00

U.S. BOXED BEEF CUT-OUT VALUES (U.S. funds)

	Choice 600-900	Select 600-900
Current Five Day Average	263.40	244.22

BEEF EXPORTS – CANADA

	United States	Change from last year YTD	Mexico	Change from last year YTD
	Jan 1- Mar 31/2022		Jan 1- Mar 31/2022	
Total	85,254 tonnes	+13% or +9,707 tonnes	6,652 tonnes	+13% or +752 tonnes
	Japan	Change from last year YTD	Viet Nam	Change from last year YTD
	Jan 1- Mar 31/2022		Jan 1- Mar 31/2022	
Total	13,781 tonnes	+13% or +1,629 tonnes	6,160 tonnes	+153% or +3,724 tonnes

LIVE CATTLE – CANADA

IMPORTS		Import % change from 2020 YTD	EXPORTS		Export % change from 2021 YTD
	Jan 1- Mar 31/2022			Jan 1- May 7/22	
Pure bred	1,792	-49%	Slaughter steers & heifers & cows	186,613	+8%
Non-pure bred	51,405	-48%	Feeder cattle & calves	105,024	+240%
			Bulls	10,711	+5%

BEEF PRODUCTION – CANADA

	Jan 1 – May 14/22	Last Year Same Time	% Change
Fed	417,623 tonnes	405,095 tonnes	+3%
Non-fed	60,822 tonnes	58,006 tonnes	+5%

BEEF IMPORTS – CANADA

	Jan 1 – May 14/22	Last Year Same Time	% Change
United States	37,278 tonnes	37,846 tonnes	-2%
Non-CUSMA	12,255 tonnes	17,819 tonnes	-31%
EU-27 (beef/veal total)	5,017 tonnes	4,603 tonnes	+9%
Total	59,596 tonnes	64,270 tonnes	-7%

CHICAGO MERCANTILE EXCHANGE

Closing quotes on futures **today** were as follows:

Live Cattle			Feeder Cattle			Corn		
Jun	132.17	-0.22	Aug	166.32	-0.35	Jul	7.772	+12.2
Aug	132.40	-0.20	Sep	169.30	-0.42	Sep	7.446	+10.6
Oct	138.05	-0.12	Oct	171.82	-0.72	Dec	7.300	+11.2
Dec	143.90	+0.07	Nov	173.90	-0.80	Mar	7.336	+11.0
Feb	148.87	+0.05	Jan	174.10	-0.80	May	7.330	+10.2
Apr	152.55	+0.00	Mar	175.32	-1.02	Jul	7.272	+10.0
Soybeans			Soft Red Winter Wheat			Canadian \$		
Jul	17.322	+5.6	Jul	11.574	+14.2	Spot	78.58	+0.28
Aug	16.630	+3.4	Sep	11.662	+14.2	Jun	78.57	+0.29
Sep	15.844	+0.0	Dec	11.734	+14.6	Sep	78.55	+0.29
Nov	15.440	-0.6	Mar	11.766	+15.0	Dec	78.53	+0.28
Jan	15.476	+0.2	May	11.660	+16.4	Mar	78.55	+0.28
Mar	15.394	+2.6	Jul	11.220	+17.4	Jun	78.58	+0.29

Beef Farmers of Ontario, 130 Malcolm Road, Guelph, ON N1K 1B1 Phone: (519) 824-0334 Fax: (519) 824-9101 or email: markets@ontariobeef.com

Comments for the week ending May 26th

The fed cattle market saw a good strong week of trade. 425 fed steers and heifers sold through auction markets this week down 58 head from last week and 261 fewer than the same time last year. Fed steers ranged from \$176.96-\$191.36 averaging \$185.79 up \$7.40 from last week on average and \$34.14 stronger than year ago prices. Fed heifers traded from \$177.45-\$190.52 averaging \$185.58 up \$6.02 from the previous week and \$38.65 above year ago prices. Auction markets reported active trading with good buyer demand. Prices were noted as steady to \$2.00-\$7.00 cwt higher.

The Ontario railgrade market was strong this week following the holiday Monday. Tuesday saw steers trading from \$305.00-\$306.00 dressed cwt and heifers \$304.00-\$305.00 with immediate delivery. By Wednesday prices had improved to \$310.00 dressed for steers and \$309.00-\$310.00 for heifers with delivery the week of May 30th. This week's average prices were up \$5.00 cwt from last week on average and \$51.00 cwt stronger than last year at this time.

1,782 fed/cull cows sold through auction markets this week down 500 head from last week and 319 less than this time last year. Cows sold from \$82.41-\$117.63 averaging \$99.70 up \$1.14 from last week's weighted average price and \$20.04 stronger than last year at this time. Auction markets reported trade as steady to strong with one market noting beef cows up \$5.00 cwt while dairy breeds held steady. The market ended the week steady to higher on strong demand. Beef cow volumes were lighter at 556 head averaging \$107.11 up \$0.85 from last week's beef cow average.

Stocker and feeder cattle sold on a mixed demand this week with lighter weights easier and heavy cattle steady to stronger. 3,504 head were sold through auction markets down 2,877 from last week and 1,633 fewer than the same time last year. Auction markets reported trade as steady on the calves with one market noting prices steady to \$3.00 higher. Heavier cattle were steady to strong. Grass cattle sold at a premium this week. Actual average prices this week saw steers 400-500 lbs down \$23.22 from the previous week, 500-600 lbs down \$15.58, 600-700 lbs down \$12.12, 700-800 lbs down \$4.25, 800-900 lbs down \$15.95, 900-1000 lbs

up \$3.81 and steers 1000 lbs plus averaged \$6.78 above last week on average. Heifers from 400-500 lbs were down \$12.90 from the week before, 500-600 lbs down \$11.00, 600-700 lbs down \$4.24, 700-800 lbs up \$0.91, 800-900 lbs up \$5.20 and heifers 900 lbs and over averaged \$0.50 above than last week's weighted average prices. All classes continue to trade at levels higher than this time last year.

The Quebec electronic market this week sold at \$306.00 dressed cwt on a picked-up basis, up \$4.00 from last week on average.

Alberta direct trade this week was quiet until Wednesday and Thursday where light to moderate trade surfaced, with sales ranging from \$288.00-\$290.00 delivered on a dressed basis which is \$1.00-\$2.00 lower than last week on average. Canfax reports: "Cattle that traded this week were being scheduled for the week of June 27th and July 4th delivery. Competition on the cash market remains decent with both packers buying cattle. US packer interest continues to be non-existent."

The U.S. cash cattle trade for the week ending May 20th saw business at mostly \$138.00 live in the south, with a full trading range from \$136.00-\$138.00. In the north trade was mainly \$225.00-\$226.00 dressed with a full trading range of \$223.00-\$228.00 with some live trade from \$140.00-\$147.00, most at \$142.00. Overall average prices for last week reported by the USDA Mandatory Price report saw steers at \$140.25 live down \$2.19 cwt while heifers averaged \$140.57 down \$0.92. On the rail steers averaged \$225.80 down \$3.02 from the previous week with heifers averaging \$225.55 down \$3.85.

This week, the U.S. cash cattle trade started on Monday with a couple of deals in Kansas noted at \$138.00 live, fully steady to last week's southern trade, with a few sales in Iowa at \$142.00 live, steady to last week's northern deals. Tuesday saw a moderate trade in the south at \$137.00 live, down \$1.00 from the previous week. In the north a light trade was reported from \$140.00-\$144.00 live and \$224.00-\$227.00 dressed, steady to a touch softer than last week. Wednesday's trade was light in the north with prices from \$223.00-\$227.00 dressed and \$138.00-\$142.00 live down around \$2.00-\$3.00 from last week but many sellers resisted the lower bids. Reports of some lower quality cattle trading at the bottom end of the range were noted. In the south a few sales were at \$137.00 live, steady to the week's decline. Thursday, saw a light test with prices steady to a touch easier than the week's prices at \$136.00-\$138.00 live in the south and \$222.00-\$227.00 dressed in the north with a few live sales in the from \$138.00-\$142.00. Overall prices for the week are looking \$1.00-\$2.00 easier in the south and around \$2.00-\$3.00 easier in the north. Business for the week has been completed ahead of the US long weekend.