



Weekly Market Information Report for the week ending Thursday, June 9, 2022

The following information is collected from various sources and disseminated by Beef Farmers of Ontario.

ONTARIO DIRECT TO PACKER RAILGRADE CATTLE TRADE

Prices are on a carcass weight basis before grade and weight discounts. Weekly Range:

A Grade Steers	320.00
A Grade Heifers	319.00-320.00

ONTARIO LIVE CATTLE TRADE

Ontario auction sales this week saw weighted average price ranges for:

FED CATTLE	Volume	Price Range	Average	Top	Last Week Avg
Large Frame Steers +1250	139	186.29-198.83	192.09	240.00	193.57
Medium Frame Steers +1250	130	186.40-195.00	191.56	213.00	187.25
Large & Medium Frame Steers +1250	269	185.51-197.09	191.85	240.00	191.17
Large Frame Heifers +1000	116	186.13-196.88	192.96	203.50	187.10
Medium Frame Heifers +1000	196	177.52-196.87	190.41	235.00	188.79
Large & Medium Frame Heifers +1000	312	183.20-197.17	191.98	235.00	188.59
Fed steers, Dairy & Dairy Cross +1250	171	140.95-168.05	153.19	191.00	163.16
Fed heifers, Dairy & Dairy Cross +1000	113	114.04-155.41	134.60	196.25	125.74
Cows - All Weights	2160	88.69-122.30	104.58	165.58	102.41
Bulls - All Weights	139	121.12-148.03	134.49	200.00	130.11

STOCKERS - Large and Medium Frame

STEERS	Volume	Price Range	Average	Top	Last Week Avg
1000+	1035	186.80-202.87	193.82	204.75	192.65
900-999	640	194.95-212.81	204.46	218.50	202.36
800-899	302	190.98-222.10	209.29	229.00	213.84
700-799	265	181.55-236.35	213.01	250.00	224.57
600-699	333	209.34-261.86	241.32	285.00	238.27
500-599	208	224.46-273.42	250.02	297.50	243.07
400-499	103	232.29-273.00	257.62	280.00	231.79
-399	51	197.21-268.66	236.33	325.00	232.68

STOCKERS - Large and Medium Frame

HEIFERS	Volume	Price Range	Average	Top	Last Week Avg
+900	282	156.81-188.58	174.44	200.25	167.10
800-899	197	156.42-201.45	182.19	216.00	177.23
700-799	321	164.22-206.76	193.18	230.00	181.47
600-699	390	181.09-223.74	206.51	236.00	193.86
500-599	279	179.62-232.14	209.42	242.00	196.69
400-499	124	162.69-228.06	194.25	240.00	199.15
300-399	36	165.17-205.25	189.49	247.50	173.79
-299	9	199.44-216.11	210.55	230.00	N/T

At Kawartha Lakes Community Sale Barn: June 4, 2022 – 168 cows, 14 bulls, 20 veal, 39 stockers, 3 fed cattle

	Price Range	Avg.	Top
Cows	90.00-125.00	103.79	138.00
Bulls 1600 lbs -	129.00-158.00	142.59	158.00
Bulls 1600 lbs +	134.00-156.00	143.93	156.00
Veal 600 lbs +	122.50-142.50	135.18	142.50
Veal 125 lbs or less	170.00-295.00	204.64	295.00

Denfield Livestock Exchange Inc., June 7, 2022: 368 Fed Cattle, 52 Veal, 67 Cows, 3 bulls, 5stockers

	Price Range	Average	Top
Large & Medium Frame Fed Steers +1250 lbs	190.00-200.00	195.15	240.00
Large & Medium Frame Fed Heifers +1000 lbs	191.25-198.75	196.14	235.00
Fed Steers, Dairy & Dairy Cross +1250 lbs	154.00-187.00	167.22	191.00
Fed Heifers, Dairy & Dairy Cross +1000 lbs	105.50-179.00	140.69	196.25
Cows	88.00-115.50	103.69	135.00
Veal calves 600 lbs +	140.00-156.50	149.29	160.00

At Aylmer Stockyards Inc.: June 9, 2022 – 44 veal, 157 Cows, 34 fed cattle, 4 bulls, 37 stockers

	Price Range	Average	Top
Fed Heifers, Dairy & Dairy Cross 1000 lbs +	113.99-157.00	136.20	157.00
Cows	70.99-133.00	104.49	133.00
Veal 600 lbs +	115.99-181.00	153.00	181.00

ONTARIO STOCKER & FEEDER TRADE

Stocker sale at Brussels Livestock: June 3, 2022 – 996 Stockers

Steers	Price Range	Average	Top	Heifers	Price Range	Average	Top
1000+	189.00-203.50	196.76	203.50	900+	166.00-193.00	178.99	195.00
900-999	201.00-213.75	206.43	213.75	800-899	163.50-196.50	181.45	196.50
800-899	193.00-229.00	214.50	229.00	700-799	169.00-210.00	191.04	212.50
700-799	183.00-234.00	207.64	242.00	600-699	175.50-222.50	205.88	222.50
600-699	177.00-240.00	211.95	274.00	500-599	140.00-232.00	195.41	232.00
500-599	215.00-245.00	235.15	255.00	400-499	187.00-236.00	202.87	236.00
400-499	215.00-267.00	237.40	267.00	300-399	207.50-247.50	238.61	247.50
399-	240.00-298.00	278.54	298.00				

All classes of stocker cattle sold on an active trade at steady to stronger prices.

Stocker sale at: Community Livestock Exchange: June 7, 2022 – 169 Stockers

Steers	Price Range	Average	Top	Heifers	Price Range	Average	Top
700-799	164.99-227.99	204.89	227.99	700-799	146.99-219.49	186.89	219.49
600-699	139.99-250.00	202.09	250.00	600-699	114.99-202.49	157.69	202.49
500-599	130.00-258.00	203.50	258.00	500-599	125.00-218.99	190.70	218.99
400-499	169.99-267.49	236.39	267.49	400-499	112.99-212.50	177.10	220.00

Stocker sale at: Keady Livestock Market: June 7, 2022 – 964 Stockers

Steers	Price Range	Average	Top	Heifers	Price Range	Average	Top
1000+	191.50-204.75	196.56	204.75	900+	198.25-200.25	199.25	200.25
900-999	199.00-212.00	206.13	212.00	800-899	181.50-216.00	193.55	216.00
800-899	199.00-217.50	210.57	220.50	700-799	182.00-188.00	185.92	196.00
700-799	207.00-244.00	229.39	244.00	600-699	201.00-236.00	220.28	236.00
600-699	222.00-279.00	249.04	279.00	500-599	205.00-242.00	226.85	242.00
500-599	259.00-297.00	273.67	297.00	400-499	170.00-239.00	197.63	240.00
400-499	255.00-280.00	270.71	280.00				

Stocker sale at: Renfrew Pontiac Livestock: June 7, 2021 – 244 Stockers

Steers	Price Range	Average	Top	Heifers	Price Range	Average	Top
800-899	182.49-224.00	214.50	224.00	900+	101.00-176.49	153.49	176.49
700-799	179.00-250.00	218.00	250.00	800-899	130.00-187.99	182.29	187.99
600-699	170.99-256.99	237.59	256.99	700-799	142.50-207.50	189.79	207.50
500-599	220.00-266.00	245.50	266.00	600-699	142.50-225.99	200.30	225.99
400-499	204.99-262.50	242.39	262.50	500-599	168.99-222.99	206.49	222.99
				400-499	152.49-239.99	198.50	239.99

Stocker sale at **Ontario Livestock Exchange, June 8, 2022 – 622** stockers

Steers	Price Range	Average	Top	Heifers	Price Range	Average	Top
1000+	187.00-204.00	193.00	204.00	900+	N/T		
900-999	191.50-218.50	207.89	218.50				
800-899	192.50-207.50	200.50	207.50				

Stocker sale at **Ontario Livestock Exchange: June 9, 2022 – 243** Stockers

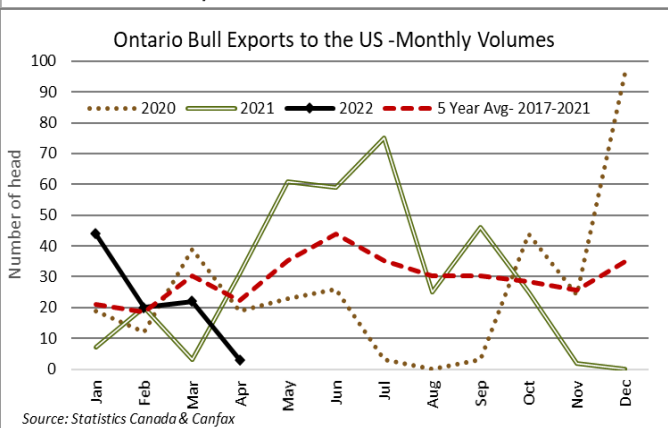
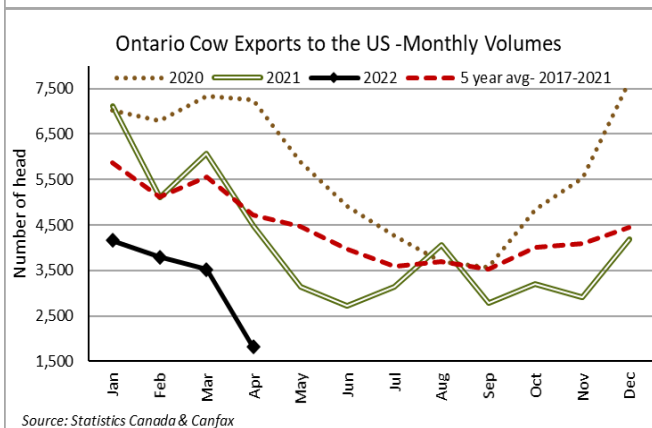
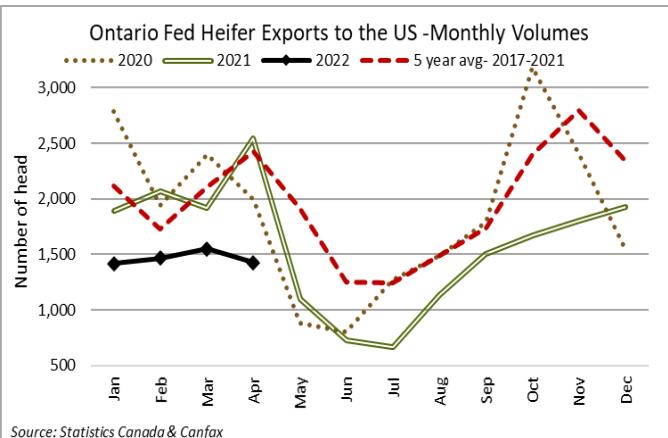
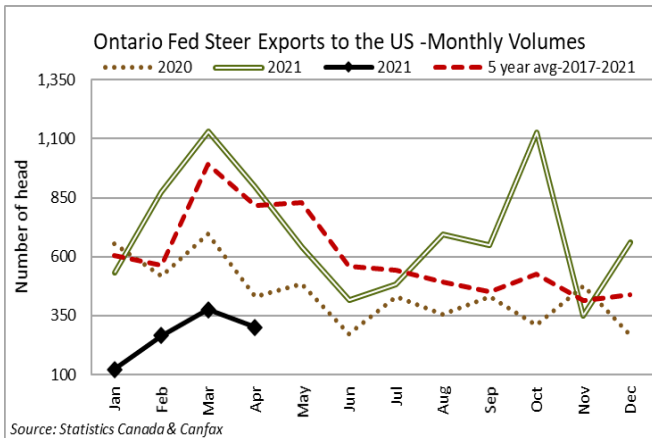
Steers	Price Range	Average	Top	Heifers	Price Range	Average	Top
800-899	182.50-212.50	196.17	212.50	900+	147.50-177.50	165.08	179.00
700-799	161.00-235.00	205.90	235.00	800-899	160.00-210.00	190.00	210.00
600-699	205.00-247.50	229.79	247.50	700-799	170.00-202.50	190.95	202.50
				600-699	197.50-215.00	205.48	215.00
				500-599	125.00-217.50	182.50	217.50
				400-499	170.00-225.00	192.50	225.00

Stocker sale at: **Ontario Stockyards Inc: June 9, 2022 – 1,150** Stockers

Steers	Price Range	Average	Top	Heifers	Price Range	Average	Top
1000+	166.00-184.00	177.24	184.00	900+	130.00-188.00	163.53	188.00
900-999	165.00-206.00	184.65	206.00	800-899	140.00-197.00	169.81	211.00
800-899	185.00-223.00	203.65	223.00	700-799	170.00-212.00	201.58	230.00
700-799	190.00-235.00	212.10	243.75	600-699	193.00-228.00	213.66	228.00
600-699	235.00-271.00	257.47	285.00	500-599	199.00-236.00	216.33	236.00
500-599	244.00-286.00	265.39	297.50	400-499	165.00-230.00	206.44	240.00
400-499	250.00-280.00	269.54	280.00	300-399	125.00-190.00	159.62	237.50
399-	207.50-260.00	241.45	285.00				

Stocker sale at **Ottawa Livestock Exchange: June 9, 2022 – 50** Stockers

Steers	Price Range	Average	Top	Heifers	Price Range	Average	Top
700-799	Too few to establish a market.			700-799	164.00-184.00	178.00	184.00
600-699							



MONTHLY LIVE CATTLE EXPORTS TO THE U.S. FROM ONTARIO (Canfax/Stats Canada)

	April 2022	Year-to-date	% change from 2021- YTD
Steers	300	1,064	-69%
Heifers	1,428	5,863	-30%
Cows	1,819	13,298	-42%
Bulls	3	89	+46%

WEEKLY LIVE CATTLE EXPORTS-ONTARIO

	Week ending May 21, 2022	Week ending May 14, 2022	Year to Date
Total live slaughter cattle exported through Ontario ports to the U.S.	1,397	1,731	38,393
Steers & Heifers & Cows	1,247	1,558	36,217
Bulls	150	173	2,176

CANADIAN- FEDERALLY INSPECTED PROCESSING

	Week Ending Jun 4, 2022	# of hd change from week ago	YTD	% Change (Week Ago)	% Change (Year Ago)
Grand Total	60,958	-1,194	1,379,780	+1%	+4%
Western Processing	47,902	+762	1,091,945	-1%	+4%
Eastern Processing	13,056	-432	297,835	+12%	+1%

AVERAGE CARCASS WEIGHTS – CANADA

	Steers	Heifers
Jun 4, 2022	891	848
May 28, 2022	889	833
Jun 5, 2021	867	816

USDA ESTIMATED CATTLE PROCESSING VOLUME

	Week Ending June 11, 2022	Previous Week	Year Ago
Grand Total	674,000	603,000	670,000

QUEBEC ELECTRONIC AUCTION MARKET (F.O.B. THE FEEDLOT)

	Price	Change from Last Week
For the week ending June 8, 2022	312.25-315.50	+4.05

ALBERTA DIRECT TRADE

Alberta's direct trade: for the week ending June 9, 2022

Steers	Live FOB	N/T	Rail FOB	283.00-287.50
Heifers	Live FOB	N/T	Rail FOB	283.00-287.50

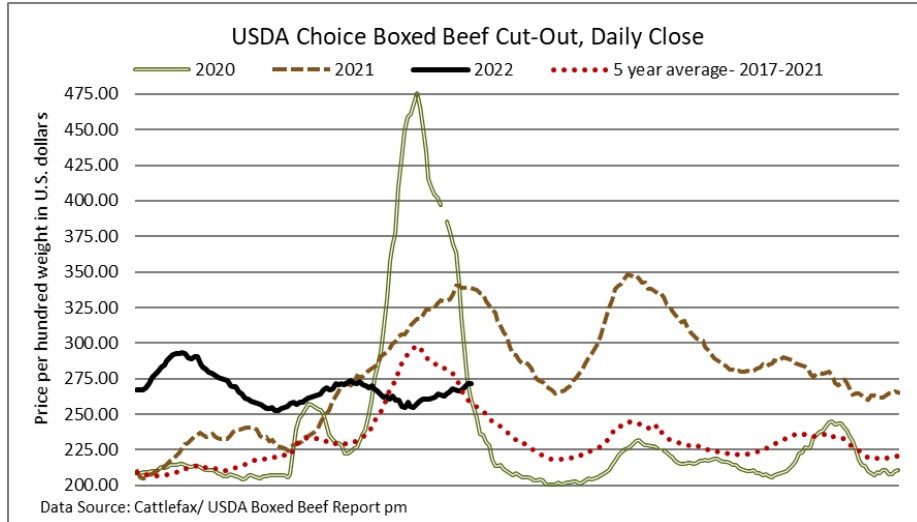
U.S. TRADE (U.S. funds)

The U.S. cash cattle trade: for the week ending June 9, 2022

Choice and Select Steers and Heifers:	Live	137.00-143.00
	Rail	225.00-226.00

U.S. BOXED BEEF CUT-OUT VALUES (U.S. funds)

	Choice 600-900	Select 600-900
Current Five Day Average	270.22	249.94



BEEF EXPORTS – CANADA

	United States	<i>Change from last year YTD</i>	Mexico	<i>Change from last year YTD</i>
	<i>Jan 1- Apr 30/2022</i>		<i>Jan 1- Apr 30/2022</i>	
Total	114,888 tonnes	+10% or + 10,529 tonnes	8,453 tonnes	+10% or + 787 tonnes
	Japan	<i>Change from last year YTD</i>	Viet Nam	<i>Change from last year YTD</i>
	<i>Jan 1- Apr 30/2022</i>		<i>Jan 1- Apr 30/2022</i>	
Total	20,397 tonnes	+19% or + 3,240 tonnes	5,166 tonnes	+20% or + 866 tonnes

LIVE CATTLE – CANADA

IMPORTS		<i>Import % change from 2020 YTD</i>	EXPORTS		<i>Export % change from 2021 YTD</i>
	<i>Jan 1- Apr 30/2022</i>		<i>Jan 1- May 28/22</i>		
Pure bred	2,350	-61%	Slaughter steers & heifers & cows	215,231	+15%
Non-pure bred	75,728	-44%	Feeder cattle & calves	115,960	+204%
			Bulls	13,143	+13%

BEEF PRODUCTION – CANADA

	<i>Jan 1 – Jun 4/22</i>	<i>Last Year Same Time</i>	<i>% Change</i>
Fed	480,388 tonnes	443,945 tonnes	+8%
Non-fed	69,268 tonnes	63,756 tonnes	+9%

BEEF IMPORTS – CANADA

	<i>Jan 1 – Jun 4/22</i>	<i>Last Year Same Time</i>	<i>% Change</i>
United States	43,647 tonnes	43,641 tonnes	0%
Non-CUSMA	14,769 tonnes	19,828 tonnes	-26%
EU-27 (beef/veal total)	6,258 tonnes	5,350 tonnes	+17%
Total	69,696 tonnes	73,565 tonnes	-5%

CHICAGO MERCANTILE EXCHANGE

Closing quotes on futures **today** were as follows:

Live Cattle			Feeder Cattle			Corn		
Jun	136.20	-0.85	Aug	174.47	-1.55	Jul	7.732	+0.2
Aug	136.20	-1.00	Sep	176.05	-1.32	Sep	7.326	+3.4
Oct	141.97	-0.67	Oct	177.55	-1.15	Dec	7.204	+3.6
Dec	147.75	-0.45	Nov	179.02	-1.12	Mar	7.246	+3.4
Feb	152.60	-0.60	Jan	178.95	-0.85	May	7.262	+3.6
Apr	156.07	-0.60	Mar	180.47	-0.75	Jul	7.232	+4.6
Soybeans			Soft Red Winter Wheat			Canadian \$		
Jul	17.45	-23.4	Jul	10.70	-0.4	Spot	78.38	-.45
Aug	16.62	-17.6	Sep	10.84	+0.0	Jun	78.37	-.45
Sep	15.84	-16.0	Dec	10.98	+0.6	Sep	78.34	-.44
Nov	15.68	-14.0	Mar	11.08	+1.2	Dec	78.31	-.43
Jan	15.70	-14.0	May	11.12	+0.6	Mar	78.30	-.40
Mar	15.53	-15.6	Jul	10.91	-2.0	Jun	78.28	-.38

Beef Farmers of Ontario, 130 Malcolm Road, Guelph, ON N1K 1B1 Phone: (519) 824-0334 Fax: (519) 824-9101 or email: markets@ontariobeef.com

ONTARIO STOCKER & FEEDER TRADE SPECIAL STOCKER SALES

Jun 14		Keady Livestock Market	No stocker sale
Jun 21	9:00 am	Keady Livestock Market	Regular Stocker Sale
Jun 28		Keady Livestock Market	No stocker sale
Jun 29	12:30 pm	Aylmer Stockyards Inc	Special Stocker Sale
Jun 29	1:00 pm	Vankleek Hill Livestock Exchange	Special Stocker Sale
Jun 29	7:00 pm	Cargill Auction Market	Special Stocker Sale

Comments for the week ending June 9th

The fed cattle market continued on a strong demand with 581 fed steers and heifers sold through auction markets, up 262 head from last week and 125 more than last year at this time. Fed steers sold from \$185.51-\$197.09 averaging \$191.85 up \$0.68 cwt from last week and \$32.50 stronger than year ago prices. Fed heifers sold from \$183.20-\$197.17 averaging \$191.98 up \$3.39 from the previous week and \$37.99 stronger than this time last year. Auction markets reported trade as active on good buyer demand with prices starting out fully steady to \$3.00-\$5.00 cwt higher. As the week progressed trade was holding fully steady.

The Ontario railgrade market was strong this week with prices at \$320.00 dressed for steers and \$319.00-\$320.00 for heifers, up \$5.50 from last week on average. At the beginning of this week cattle sold were for immediate delivery and by Wednesday delivery was reported for the week of June 13th. This week's average price is up \$53.25 from this time last year. The last time the railgrade price saw a weekly average of \$320.00 cwt was the week ending August 13, 2015.

Federal processing volumes in Ontario have been anywhere between 12,000-13,000 head weekly for the majority of this year with the exception of weeks that include a holiday. The week ending May 28th saw 10,337 head processed federally which is down from 1,715 from the previous week due to the May 24th weekend, but it is the largest weekly volume for the week including the May 24th holiday in the last three years. Year to date Ontario federal processing volumes have increased by 1.7% over last year.

2,160 fed/cull cows sold through auction markets this week up just 3 head from last week but 428 more than this time last year on a strong market. Cows ranged from \$88.69-\$122.30 with a weekly weighted average price of \$104.58 up \$2.17 from the previous week and \$19.70 stronger than year ago prices. Auction markets reported good buyer demand with prices steady to stronger with top quality seeing increases of \$5.00-\$10.00 cwt. Beef cow volumes were at 593 head with the average price at \$110.84 cwt.

Lighter receipts of 4,575 stocker and feeder cattle sold through auction markets this week down 980 from last week but 2,749 more than the same time last year. Year to date volumes sold through auction markets

are down 6,000 head from 2021 and 4,000 below 2020 at this time. Auction markets reported active trading with prices steady to stronger, up to \$3.00-\$5.00 cwt higher. Actual average prices this week saw steers 400-500 lbs up \$25.83 from last week, 500-600 lbs up \$6.95, 600-700 lbs up \$3.05, 700-800 lbs down \$11.56, 800-900 lbs down \$4.55, and steers 900 lbs and over averaged \$1.16 stronger than last week on average. Heifers from 300-400 lbs were up \$15.70 on very light receipts, 400-500 lbs down \$4.90, 500-600 lbs up \$12.73, 600-700 lbs up \$12.65, 700-800 lbs up \$11.71, and heifers 800 lbs and over averaged \$6.45 stronger than last week's weighted average prices.

The Quebec electronic market this week ranged from \$312.25-\$315.50 dressed cwt on a picked-up basis, up \$4.05 from last week on average.

Alberta direct trade the week ending June 3rd was light with sales reported at \$288.00-\$289.00 cwt delivered on a dressed basis, steady to \$2.00 easier than the previous week's trade. Canfax reported: "Competition on this week's cash market was limited with one packer buying most of the cattle. Most of the cattle that traded this week were being scheduled for the week of July 4th and 11th delivery." Thursday June 9th saw light trade develop. The week offering was larger than last week due to a good number of cattle being carried over from the previous week. Dressed sales were \$290.00 cwt delivered. Canfax reports: ""Alberta and Ontario fed prices have been moving in opposite directions as of late. Alberta fed prices have pulled back while Ontario fed prices are making new annual highs. Last week Ontario fed prices were at an 18.00 (live) premium against the Alberta market. Eastern Canadian packers are picking cattle up within one week, when they are that short bought, they could start looking for cattle from the west."

The U.S. cash cattle trade for the week ending June 3rd saw live trade in the south range from \$134.00-\$136.00, mainly \$135.00 down \$2.00 on average. In the north live trade ranged from \$138.00-\$145.00 with the higher end of the range occurring later in the week. On the rail, dressed deals ranged from \$219.00-\$226.00 cwt. Overall weekly average prices reported by the USDA Mandatory Price report saw live steers averaging \$138.07 down \$1.00 while heifers averaged \$136.83 down \$1.52. On the rail steers averaged \$221.89 down \$2.10, with heifers at \$222.35 down \$0.71.

This week, the U.S. cash cattle trade was light to moderate on Wednesday with business in the south from \$136.00-\$140.00 live, mostly \$136.00-\$136.50 in Texas up \$1.00 cwt while Kansas ranged from \$136.00-\$140.00 live up \$1.00-\$3.00 cwt. In the north dressed trade ranged from \$225.00-\$228.00 up \$2.00-\$4.00 with some live deals from \$141.00-\$143.00, up \$2.00 plus on average. Today live sales have been reported at \$137.00. There was no mention of any dressed trade at time of reporting.

Amber McIntyre for Jamie Gamble - Beef Farmers of Ontario's market information report.