



## Weekly Market Information Report for the week ending Wednesday, June 29, 2022

The following information is collected from various sources and disseminated by Beef Farmers of Ontario.

### ONTARIO DIRECT TO PACKER RAILGRADE CATTLE TRADE

**\*\*\*This report is short one day's data due to the Canada Day holiday\*\*\***

Prices are on a carcass weight basis before grade and weight discounts. Weekly Range:

A Grade Steers 318.00-320.00

A Grade Heifers 317.00-319.00

### ONTARIO LIVE CATTLE TRADE

Ontario auction sales this week saw weighted average price ranges for:

FED CATTLE	Volume	Price Range	Average	Top	Last Week Avg
Large Frame Steers +1250	21	192.02-200.38	195.47	202.50	190.32
Medium Frame Steers +1250	65	175.25-191.40	185.54	201.50	188.68
Large & Medium Frame Steers +1250	86	176.96-193.21	187.57	202.50	189.80
Large Frame Heifers +1000	85	172.86-190.96	186.89	205.75	180.96
Medium Frame Heifers +1000	135	172.31-192.65	183.44	209.50	183.59
Large & Medium Frame Heifers +1000	220	168.40-193.38	185.52	209.50	182.56
Fed steers, Dairy & Dairy Cross +1250	28	148.46-150.96	149.78	157.75	157.95
Fed heifers, Dairy & Dairy Cross +1000	87	122.19-152.04	138.43	158.00	133.86
Cows - All Weights	1,517	93.61-131.93	111.06	172.00	110.34
Bulls - All Weights	118	125.19-156.72	142.85	175.00	144.77

### STOCKERS - Large and Medium Frame

STEERS	Volume	Price Range	Average	Top	Last Week Avg
1000+	563	183.04-201.03	192.10	203.50	188.53
900-999	490	188.85-208.94	203.40	212.00	193.12
800-899	157	184.86-214.65	203.58	224.50	203.21
700-799	120	175.11-233.13	217.42	243.00	208.50
600-699	82	181.96-237.40	213.51	257.50	222.38
500-599	50	196.92-254.01	226.87	270.00	225.09
400-499	14	176.28-243.07	220.44	289.00	230.53
-399	6	190.50-227.16	207.26	290.00	233.12

### STOCKERS - Large and Medium Frame

HEIFERS	Volume	Price Range	Average	Top	Last Week Avg
+900	192	153.02-178.41	165.16	187.50	172.49
800-899	76	163.97-189.52	180.81	196.75	183.21
700-799	90	153.84-197.57	178.97	206.00	188.54
600-699	70	162.24-207.95	188.32	214.99	188.93
500-599	56	154.42-208.92	184.85	225.99	192.66
400-499	16	146.40-197.18	170.72	229.99	205.37
300-399	4	173.12-178.12	175.60	189.99	199.92
-299	1	155.00	155.00	155.00	172.50

At Kawartha Lakes Community Sale Barn: June 25, 2022 – 140 cows, 12 bulls, 23 veal, 3 stockers, 2 fed cattle

	Price Range	Avg.	Top
Cows	103.00-138.00	114.67	152.00
Bulls over 1600 lbs	133.00-169.00	154.37	169.00
Veal over 600 lbs	133.00-155.00	143.74	155.00
Veal -125 lbs	170.00-260.00	190.14	260.00

**Denfield Livestock Exchange Inc., June 28, 2022: 179 Fed Cattle, 30 Veal, 85 Cows, 1 bull**

	Price Range	Average	Top
Large & Medium Frame Fed Steers +1250 lbs	182.25-199.00	193.26	202.50
Large & Medium Frame Fed Heifers +1000 lbs	189.50-199.00	194.34	209.50
Fed Steers, Dairy & Dairy Cross +1000 lbs	154.00-156.50	155.33	157.75
Cows	93.50-124.50	110.33	139.00
Veal calves 600 lbs +	146.00-158.00	152.19	163.00

**At Aylmer Stockyards Inc.: June 29, 2022 – 26 veal, 191 Cows, 69 fed cattle, 7 bulls, 43 stockers**

	Price Range	Average	Top
Fed Heifers, Dairy & Dairy Cross 1000 lbs +	120.99-158.00	144.99	158.0
Cows	78.00-143.99	109.80	143.99
Veal 600 lbs +	118.99-185.00	152.40	185.00

**ONTARIO STOCKER & FEEDER TRADE**

**Stocker sale at Brussels Livestock: June 24, 2022 –892 Stockers**

Steers	Price Range	Average	Top	Heifers	Price Range	Average	Top
1000+	178.50-199.00	188.66	200.25	900+	158.00-180.50	167.42	185.50
900-999	195.50-207.50	200.84	209.25	800-899	175.00-176.75	192.54	196.75
800-899	176.50-210.00	195.81	214.00	700-799	158.00-206.00	185.93	206.00
700-799	195.00-243.00	228.52	243.00	600-699	180.00-211.00	203.07	211.00
600-699	192.00-236.00	210.47	256.50	500-599	167.00-206.00	195.76	217.00
500-599	243.00-270.00	253.92	270.00				

**Stocker sale at: Community Livestock Exchange: June 28, 2022 – 341 Stockers**

Steers	Price Range	Average	Top	Heifers	Price Range	Average	Top
900-999	170.99-209.69	203.29	209.69	800-899	154.00-189.99	172.19	189.99
800-899	167.99-224.50	211.39	224.50	700-799	144.99-189.99	175.80	189.99
700-799	155.00-239.00	220.99	239.00	600-699	155.00-214.99	187.59	214.99
600-699	177.49-257.50	238.49	257.50	500-599	143.99-225.99	176.60	225.99
500-599	139.99-262.50	225.99	262.50				

**Stocker sale at: Renfrew Pontiac Livestock: June 28, 2022 – 141 Stockers**

Steers	Price Range	Average	Top	Heifers	Price Range	Average	Top
700-799	147.50-233.00	210.40	233.00	900+	114.99-176.00	159.60	176.00
600-699	125.00-229.99	175.60	229.99	800-899	166.99-187.99	186.49	187.99
500-599	164.99-252.49	201.79	252.49	700-799	162.00-197.99	178.89	197.99
400-499	125.00-237.50	205.50	237.50	600-699	140.99-210.00	170.19	210.00
				500-599	127.49-206.99	168.59	206.99

**Stocker sale at Ontario Livestock Exchange, June 29, 2022 – 510 stockers**

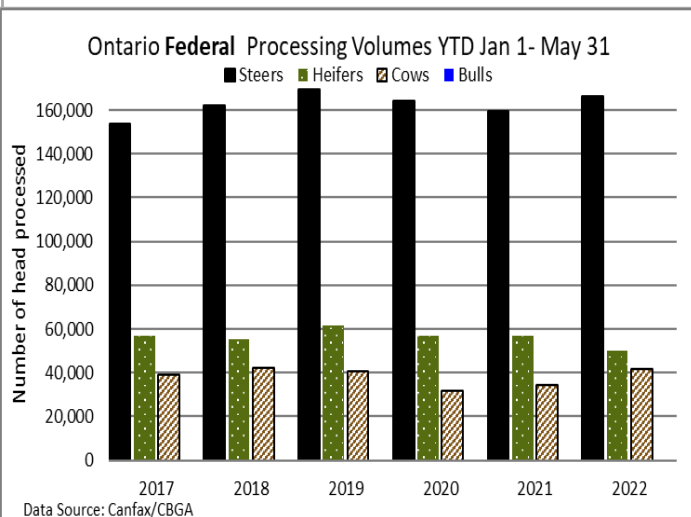
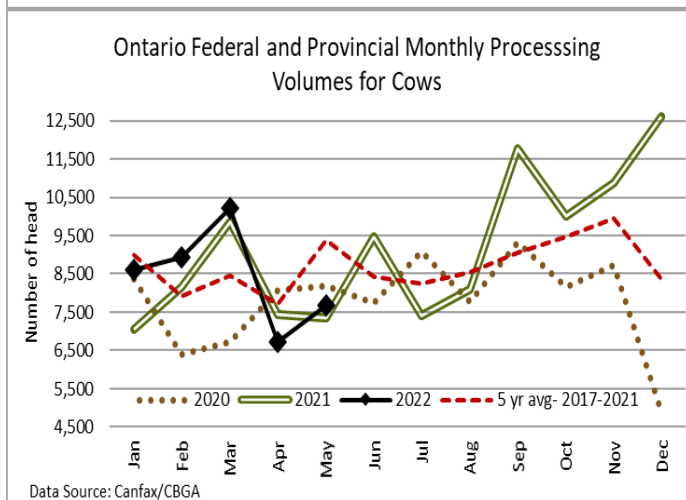
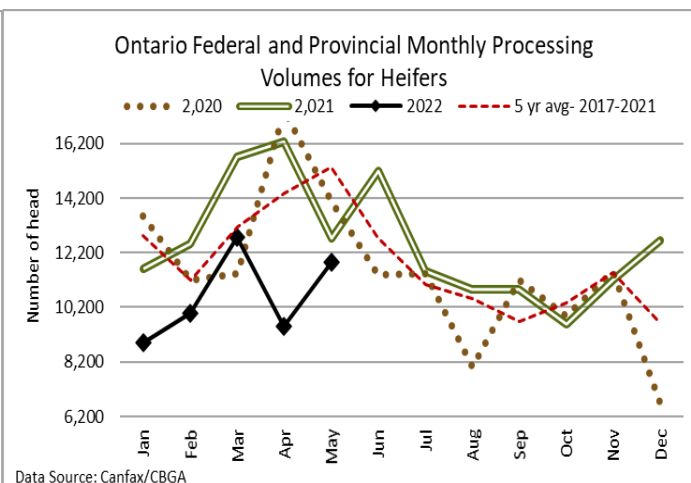
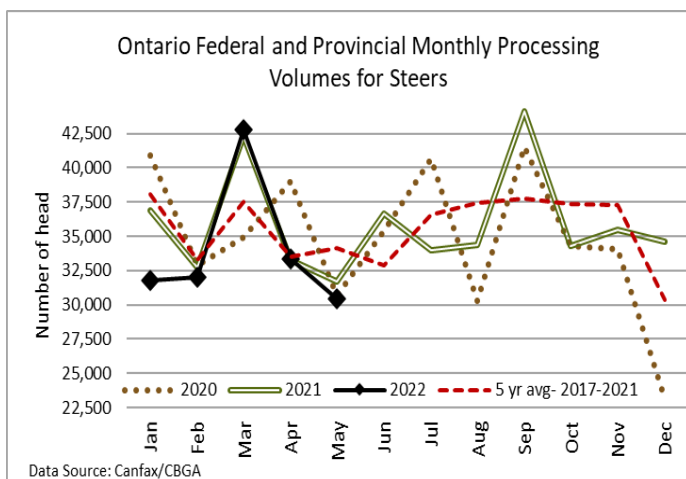
Steers	Price Range	Average	Top	Heifers	Price Range	Average	Top
1000+	188.50-203.50	196.28	203.50	900+	Not Enough sold		
900-999	201.00-212.00	208.63	212.00				
800-899	210.00-223.00	216.28	223.00				

**WEEKLY LIVE CATTLE EXPORTS-ONTARIO**

	Week ending June 11, 2022	Week ending June 4, 2022	Year to Date
Total live slaughter cattle exported <i>through Ontario ports to the U.S.</i>	1,408	1,509	42,789
Steers & Heifers & Cows	1,286	1,403	40,250
Bulls	122	106	2,539

### ONTARIO- FEDERALLY INSPECTED PROCESSING

	Week Ending Jun 25, 2022	# of hd change from week ago	YTD	% Change (Week Ago)	% Change (Year Ago)
<b>Grand Total</b>	10,595	+46	298,972	+0.4%	+1%



### CANADIAN- FEDERALLY INSPECTED PROCESSING

	Week Ending Jun 25, 2022	# of hd change from week ago	YTD	% Change (Week Ago)	% Change (Year Ago)
<b>Grand Total</b>	61,155	+9,090	1,587,268	+15%	+3%
<b>Western Processing</b>	49,216	+9,167	1,253,257	+19%	+4%
<b>Eastern Processing</b>	11,939	-107	334,011	-1%	+1%

### AVERAGE CARCASS WEIGHTS – CANADA

	Steers	Heifers
Jun 25, 2022	873	795
Jun 18, 2022	880	809
Jun 26, 2021	875	802

### USDA ESTIMATED CATTLE PROCESSING VOLUME

	Week Ending June 25, 2022	Previous Week	Year Ago
<b>Grand Total</b>	N/A	666,000	626,000

## QUEBEC ELECTRONIC AUCTION MARKET (F.O.B. THE FEEDLOT)

For the week ending June 29, 2022

Price  
307.00-310.00

Change from Last Week  
-3.27

### ALBERTA DIRECT TRADE

Alberta's direct trade: for the week ending June 29, 2022

<b>Steers</b>	Live <b>FOB</b>	N/A	Rail <b>FOB</b>	289.75-290.50
<b>Heifers</b>	Live <b>FOB</b>	N/A	Rail <b>FOB</b>	Not enough to establish a price

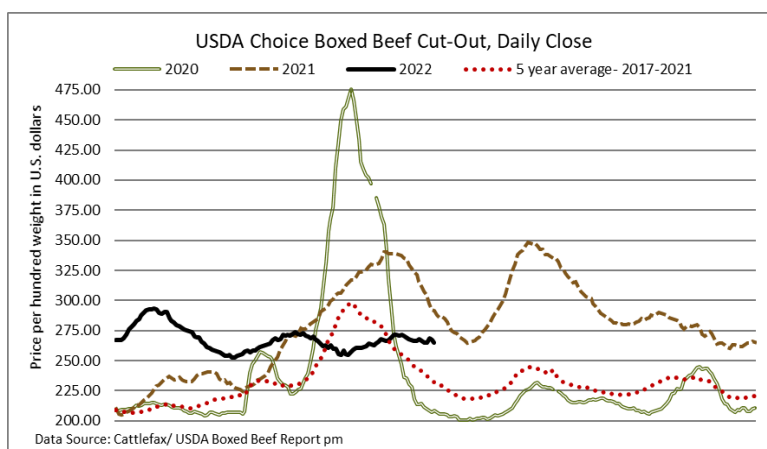
### U.S. TRADE (U.S. funds)

The U.S. cash cattle trade: for the week ending June 29, 2022

Choice and Select Steers and Heifers:	Live	137.00-151.50
	Rail	230.00-239.00

### U.S. BOXED BEEF CUT-OUT VALUES (U.S. funds)

	<b>Choice</b>	<b>Select</b>
	<b>600-900</b>	<b>600-900</b>
<b>Current Five Day Average</b>	266.07	243.86



### BEEF EXPORTS – CANADA

	<b>United States</b>	<b>Change from last year YTD</b>	<b>Mexico</b>	<b>Change from last year YTD</b>
	Jan 1- Apr 30/2022		Jan 1- Apr 30/2022	
Total	114,888 tonnes	+10% or + 10,529 tonnes	8,453 tonnes	+10% or + 787 tonnes
	<b>Japan</b>	<b>Change from last year YTD</b>	<b>Viet Nam</b>	<b>Change from last year YTD</b>
	Jan 1- Apr 30/2022		Jan 1- Apr 30/2022	
Total	20,397 tonnes	+19% or + 3,240 tonnes	5,166 tonnes	+20% or + 866 tonnes

### LIVE CATTLE – CANADA

<b>IMPORTS</b>			<b>EXPORTS</b>		
		<b>Import % change from 2020 YTD</b>			<b>Export % change from 2021 YTD</b>
	Jan 1- Apr 30/2022			Jan 1- June 11/22	
Pure bred	2,350	-61%	Slaughter steers & heifers & cows	229,590	+17%
Non-pure bred	75,728	-44%	Feeder cattle & calves	124,733	+190%
			Bulls	14,621	+13%

### BEEF PRODUCTION – CANADA

	<b>Jan 1 – Jun 18/22</b>	<b>Last Year Same Time</b>	<b>% Change</b>
Fed	523,372 tonnes	506,228 tonnes	+3%
Non-fed	75,279 tonnes	73,431 tonnes	+3%

### **BEEF IMPORTS – CANADA**

	<i>Jan 1 – Jun 18/22</i>	<i>Last Year Same Time</i>	<i>% Change</i>
United States	48,596 tonnes	47,786 tonnes	+2%
Non-CUSMA	16,568 tonnes	20,948 tonnes	-21%
EU-27 (beef/veal total)	6,896 tonnes	5,976 tonnes	+15%
Total	77,640 tonnes	80,216 tonnes	-3%

### **CHICAGO MERCANTILE EXCHANGE**

Closing quotes on futures **today** were as follows:

<b>Live Cattle</b>			<b>Feeder Cattle</b>			<b>Corn</b>		
<b>Jun</b>	138.00	+1.20	<b>Aug</b>	173.60	+2.87	<b>Jul</b>	7.436	-26.4
<b>Aug</b>	132.57	+0.40	<b>Sep</b>	176.22	+2.45	<b>Sep</b>	6.286	-35.2
<b>Oct</b>	138.77	-0.12	<b>Oct</b>	178.67	+2.27	<b>Dec</b>	6.196	-34.0
<b>Dec</b>	144.87	+0.25	<b>Nov</b>	180.70	+2.35	<b>Mar</b>	6.262	-33.0
<b>Feb</b>	149.90	+0.57	<b>Jan</b>	181.35	+2.37	<b>May</b>	6.296	-31.2
<b>Apr</b>	153.02	+0.35	<b>Mar</b>	182.40	+1.90	<b>Jul</b>	6.274	-30.0
<b>Soybeans</b>			<b>Soft Red Winter Wheat</b>			<b>Canadian \$</b>		
<b>Jul</b>	16.750	+0.6	<b>Jul</b>	8.686	-46.6	<b>Spot</b>	77.69	+0.14
<b>Aug</b>	15.604	-11.0	<b>Sep</b>	8.840	-46.0	<b>Sep</b>	77.77	+0.14
<b>Sep</b>	14.754	-19.4	<b>Dec</b>	9.004	-43.4	<b>Dec</b>	77.72	+0.14
<b>Nov</b>	14.580	-20.2	<b>Mar</b>	9.110	-42.2	<b>Mar</b>	77.75	+0.12
<b>Jan</b>	14.622	-19.6	<b>May</b>	9.156	-41.2	<b>Jun</b>	77.76	+0.09
<b>Mar</b>	14.534	-18.4	<b>Jul</b>	9.016	-38.4	<b>Sep</b>	77.73	+0.07

Beef Farmers of Ontario, 130 Malcolm Road, Guelph, ON N1K 1B1 Phone: (519) 824-0334 Fax: (519) 824-9101 or email: [markets@ontariobeef.com](mailto:markets@ontariobeef.com)

### **ONTARIO STOCKER & FEEDER TRADE SPECIAL STOCKER SALES**

Jun 29	12:30 pm	Aylmer Stockyards Inc	Special Stocker Sale
Jun 29	1:00 pm	Vankleek Hill Livestock Exchange	Special Stocker Sale
Jun 29	7:00 pm	Cargill Auction Market	Special Stocker Sale

### **Comments for the week ending June 29, 2022**

Lighter receipts this week are due to the Canada Day Holiday shortening this week's data by one business day. 306 fed steers and heifers sold through auction markets this week down 211 head from last week and 257 fewer than this time last year. Fed steers sold from \$176.96-\$193.21 with a weekly weighted average price of \$187.57 down \$3.31 from last week but \$27.09 stronger than year ago prices. Fed heifers sold from \$168.40-\$193.38 averaging \$185.52 down \$3.00 from last week but \$26.59 stronger than this time last year. Auction markets reported trade as active at steady prices, with quality considered.

The Ontario railgrade market was fairly quiet to start with limited trade at the beginning of the week at \$320.00 dressed for steers and \$319.00 for heifers with delivery in one week and one packer not bidding. By Tuesday, packer interest improved but prices declined \$2.00 cwt with steers trading at \$318.00 dressed and heifers at \$317.00 cwt with delivery the weeks of July 11<sup>th</sup> and July 18<sup>th</sup>. Sales on Wednesday were steady at \$318.00 for steers and \$317.00 for heifers with delivery the week of July 18<sup>th</sup>. Overall average prices this week were down \$1.00 from last week but \$49.00 above this time last year.

The Boxed Beef Report by Kevin Grier notes last week's overview: "Consumer beef demand typically peaks in June. Contrary to what many say, however, the summer does not really go through dog days. June demand is best but seasonal demand remains strong from July through October. As such, while it is not reasonable to expect that demand can stay as vigorous as last year, especially with gas prices as they are, demand should still be supportive in the coming weeks. With regard to the cut-out, however, it does start to slide normally from June through July. Both big Alberta packers put in a Saturday last week. Cargill in Guelph continues to run tight, with Monday through Thursday at a slim 1,700 and only 1,000 on Friday."

Lower volumes of fed/cull cows sold through auction markets this week at 1,517 head, down 539 from last week and 182 fewer than this time last year. Cows sold from \$93.61-\$131.93 averaging \$111.06 up \$0.72 from last week's weighted average price and \$27.48 stronger than year ago prices. Auction markets reported strong active trading across the board with prices anywhere from higher to sharply higher, up \$2.00-\$6.00 cwt with top quality at a premium. One market noted prices easier than last week mid week and the market ended this reporting period steady to \$4.00 stronger. Beef cows this week averaged \$118.19 up \$2.42 from the previous week with year to date volumes sold through actions up 12.2% from this time last year and 8.4% more than in 2020.

1,987 stocker and feeder cattle sold through auction markets up 160 from last week and 545 fewer than last year at this time. Auction markets reported trade as active with prices holding steady on all classes with quality considered. By Wednesday, trade was reported as stronger on heavier steers. Actual average prices this week saw steers 500-600 lbs up \$1.78 from the previous week on average, 600-700 lbs down \$8.87, 700-800 lbs up \$8.92, 800-900 lbs up \$0.37, 900-1000 lbs up \$10.28 and steers 1000 lbs plus averaged \$3.57 higher than last week's weighted average prices. Heifers from 500-600 lbs were down \$7.81 on average, 600-700 lbs down \$0.61, 700-800 lbs down \$9.57, 800-900 lbs down \$2.40 and heifers 900 lbs plus averaged \$7.33 easier than last week.

The Quebec electronic market this week ranged from \$307.00-\$310.00 cwt dressed on a picked-up basis, down \$3.27 cwt from last week on average.

Alberta direct trade this week was light on Wednesday with prices steady to \$2.00 cwt easier than last week notes Canfax, at \$292.00 delivered on a dressed basis. Canfax reports: "Some cattle that traded this week would not be picked up until the middle of August. US packer interest on the Western Canadian cash market has been quiet so far. This week there were premiums being paid if cattle graded over 70% AAA. Sale volumes are shaping up to be very light, it would not be surprising if a large percentage of this week's cash offering was carried into next week."

The U.S. cash cattle trade the week ending June 24th was mixed with steady to lower trade in the south while the north was stronger. Trade in the south was mainly \$137.00-\$138.00 live, steady to \$1.00-\$2.00 easier than the previous week while live trade in the north ranged from \$146.00-\$152.00, steady to a touch stronger. The largest increase this week was the dressed trade in the north ranging from \$230.00-\$240.00 cwt. The north, with tighter supplies, is at an \$8.00 premium to the south which has resulted in some southern cattle heading to northern packers. Overall average prices this week saw steers at \$144.55 live up \$0.88 from the previous week while live heifers averaged \$141.88 down \$0.66. Dressed deals averaged \$235.22 up \$5.49 on average while dressed heifers were up \$7.20 from the previous week at \$237.17.

In the U.S. this week the cattle trade saw a few scattered deals in the south late Monday from \$137.00-\$140.00 live, \$1.00 easier to fully steady to last week, but not enough sold to establish a market trend. Tuesday, a light test in the south was noted at prices \$1.00 easier to fully steady to last week from \$137.00-\$138.00 live while a few deals in the north were noted from \$144.00-\$148.00 live which is steady to slightly easier than last week's northern trade. A couple of dressed deals were also barely steady at \$234.00 but not enough sold to establish a market. Wednesday, trade was light in the south and moderate in the north with prices steady to softer. Business in south was from \$137.00-\$138.00 live, mainly \$138.00 which is steady in Texas but steady to \$1.00 softer in Kansas. In the north live trade ranged from \$145.00-\$151.00, steady to stronger, while dressed deals were from \$230.00-\$239.00, mainly \$234.00 which is barely steady to \$2.00 easier than last week's weighted average prices. Today, a couple of deals in Texas were noted at \$137.00 live otherwise the market was very quiet. Some clean up trade could still surface ahead of the holiday weekend. Asking prices on the remaining cattle are sitting at \$140.00 live in the south and \$236.00 plus dressed in the north.