



## Weekly Market Information Report for the week ending Thursday, July 7, 2022

The following information is collected from various sources and disseminated by Beef Farmers of Ontario.

### ONTARIO DIRECT TO PACKER RAILGRADE CATTLE TRADE

Prices are on a carcass weight basis before grade and weight discounts. Weekly Range:

A Grade Steers 315.00-320.00

A Grade Heifers 314.00-317.00

### ONTARIO LIVE CATTLE TRADE

Ontario auction sales this week saw weighted average price ranges for:

FED CATTLE	Volume	Price Range	Average	Top	Last Week Avg
Large Frame Steers +1250	61	171.70-192.46	184.26	213.00	188.27
Medium Frame Steers +1250	87	173.09-197.14	186.91	208.50	185.94
Large & Medium Frame Steers +1250	148	172.78-196.27	186.77	213.00	186.77
Large Frame Heifers +1000	63	153.90-187.37	175.15	196.25	186.86
Medium Frame Heifers +1000	97	171.30-193.43	183.68	208.00	183.65
Large & Medium Frame Heifers +1000	160	165.41-191.99	181.27	208.00	185.59
Fed steers, Dairy & Dairy Cross +1250	93	138.39-157.22	149.21	175.00	143.37
Fed heifers, Dairy & Dairy Cross +1000	97	117.09-141.52	130.62	156.00	138.87
Cows - All Weights	2,191	92.23-127.48	109.37	156.00	110.20
Bulls - All Weights	137	123.32-155.47	140.61	180.00	142.99

### STOCKERS - Large and Medium Frame

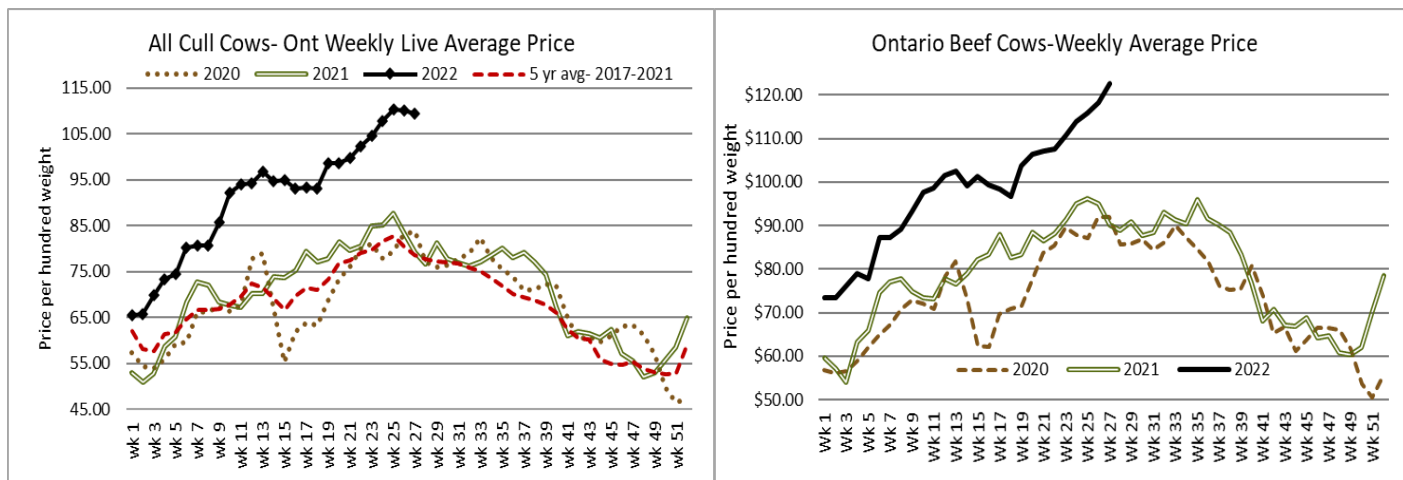
STEERS	Volume	Price Range	Average	Top	Last Week Avg
1000+	636	181.76-197.11	188.27	206.00	191.19
900-999	241	188.93-213.45	204.32	218.00	203.71
800-899	109	188.85-215.01	204.50	234.00	202.14
700-799	163	201.18-232.25	216.47	262.00	219.84
600-699	140	183.97-252.60	219.23	271.00	222.48
500-599	93	201.12-256.65	232.41	277.00	237.61
400-499	47	192.45-281.87	243.21	315.00	237.60
-399	18	158.89-307.50	228.34	400.00	230.11

### STOCKERS - Large and Medium Frame

HEIFERS	Volume	Price Range	Average	Top	Last Week Avg
+900	347	150.23-177.71	167.07	191.00	164.26
800-899	144	175.74-190.99	185.59	201.00	175.28
700-799	129	163.76-198.53	183.56	245.00	178.42
600-699	108	157.47-210.78	182.59	247.50	188.95
500-599	120	181.17-230.52	211.62	250.00	193.46
400-499	48	170.35-223.65	204.00	247.00	187.90
300-399	13	173.54-223.54	200.35	255.00	209.85
-299	3	110.00-213.33	161.67	230.00	155.00

At Kawartha Lakes Community Sale Barn: July 1, 2022 – 180 cows, 4 bulls, 9 veal, 5 stockers, 18 fed cattle

	Price Range	Avg.	Top
Fed Steers, Dairy & Dairy Cross, 1250 lbs +	136.00-175.00	149.52	175.00
Cows	102.00-143.00	118.76	149.00



**Denfield Livestock Exchange Inc., July 5, 2022: 150 Fed Cattle, 6 Veal, 82 Cows, 4 bulls, 3 stockers**

	Price Range	Average	Top
Large & Medium Frame Fed Steers +1250 lbs	184.25-201.25	193.84	213.00
Large & Medium Frame Fed Heifers +1000 lbs	189.50-201.50	194.51	208.00
Cows	108.00-141.00	124.12	141.00
Veal calves 600 lbs +	160.00-169.00	166.60	169.00

**At Aylmer Stockyards Inc.: July 6, 2022 – 26 veal, 199 Cows, 48 fed cattle, 4 bulls, 26 stockers**

	Price Range	Average	Top
Fed Heifers, Dairy & Dairy Cross 1000 lbs +	105.00-143.99	129.89	143.99
Cows	72.99-134.00	106.89	134.00
Veal 600 lbs +	119.99-177.00	158.09	177.00

143 Replacement calves sold between \$10.00 - \$480.00 for an average of \$185.63 per head.

**ONTARIO STOCKER & FEEDER TRADE**

**Stocker sale at Brussels Livestock: July 1, 2022 – 582 Stockers**

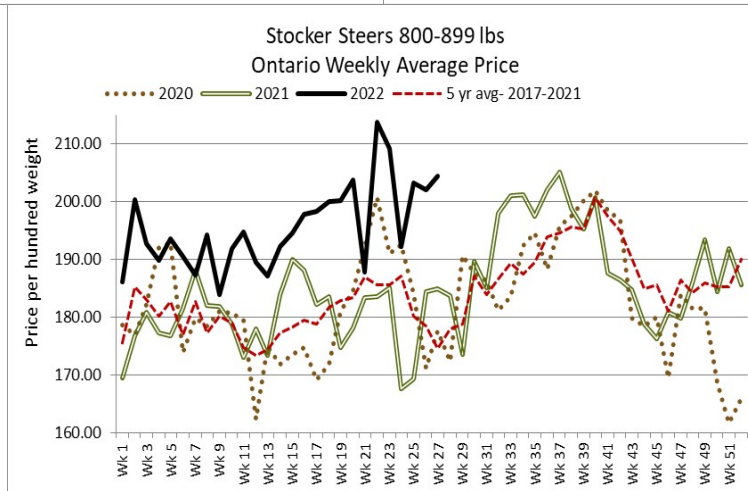
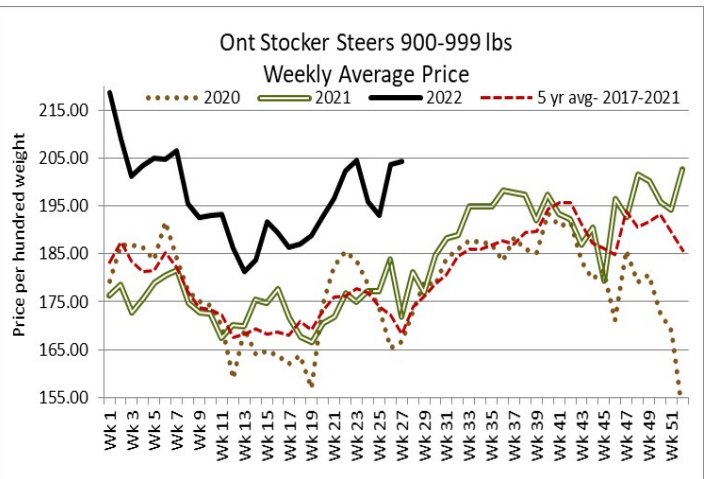
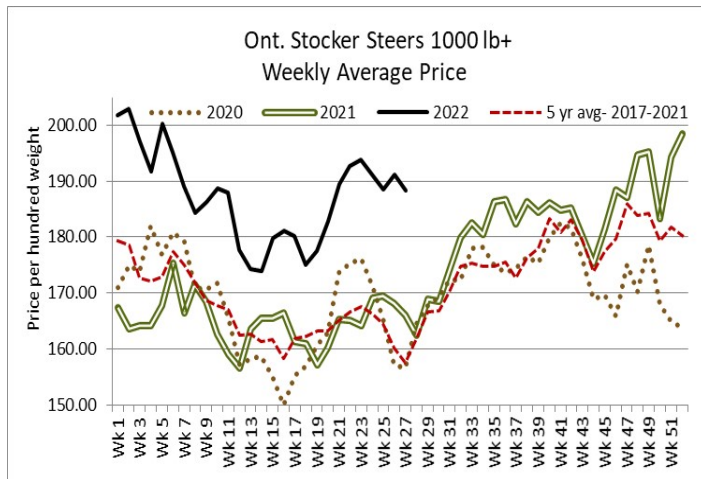
Steers	Price Range	Average	Top	Heifers	Price Range	Average	Top
1000+	177.50-198.00	187.25	206.00	900+	148.00-177.50	165.63	183.25
900-999	186.00-210.00	203.31	215.00	800-899	184.50-201.00	195.54	201.00
800-899	212.00-230.00	222.13	234.00	700-799	152.00-200.00	182.65	200.00
700-799	217.00-234.00	223.56	234.00	600-699	132.50-198.00	165.41	207.560
600-699	197.50-262.00	224.50	262.00				

**Stocker sale at: Community Livestock Exchange: July 5, 2022 – 56 Stockers**

Steers	Price Range	Average	Top	Heifers	Price Range	Average	Top
700-799	162.99-220.00	115.49	220.00		Not enough sold		
600-699	139.99-256.99	205.20	256.99				
500-599	185.00-260.00	238.20	260.00				

**Stocker sale at: Keady Livestock Market: July 5, 2022 – 168 Stockers**

Steers	Price Range	Average	Top	Heifers	Price Range	Average	Top
1000+	105.00-184.00	157.00	184.00	900+	129.00-191.00	180.71	191.00
800-899	190.00-213.00	205.33	213.00	800-899	187.00-194.00	191.73	194.00
600-699	228.00-267.00	256.00	267.00	500-599	236.00-247.00	244.41	247.00
500-599	251.00-265.00	259.40	265.00				



Stocker sale at: **Renfrew Pontiac Livestock: July 5, 2022 – 114 Stockers**

Steers	Price Range	Average	Top	Heifers	Price Range	Average	Top
900-999	163.99-196.99	191.59	196.99	900+	173.99-187.52	177.80	187.50
800-899	151.00-212.99	189.79	212.99	800-899	105.00-166.99	152.49	166.99
700-799	169.99-212.50	192.99	212.50	700-799	117.50-172.99	160.89	172.99
600-699	169.99-239.99	212.90	239.99	600-699	150.00-192.99	180.09	192.99
500-599	202.49-258.99	239.00	258.99	500-599	145.99-210.00	186.09	2310.00
400-499	172.50-250.99	238.20	250.99	400-499	130.00-222.50	203.39	222.50
399-	235.00-250.00	241.40	250.00				

Stocker sale at **Ontario Livestock Exchange, June 29, 2022 – 713 stockers**

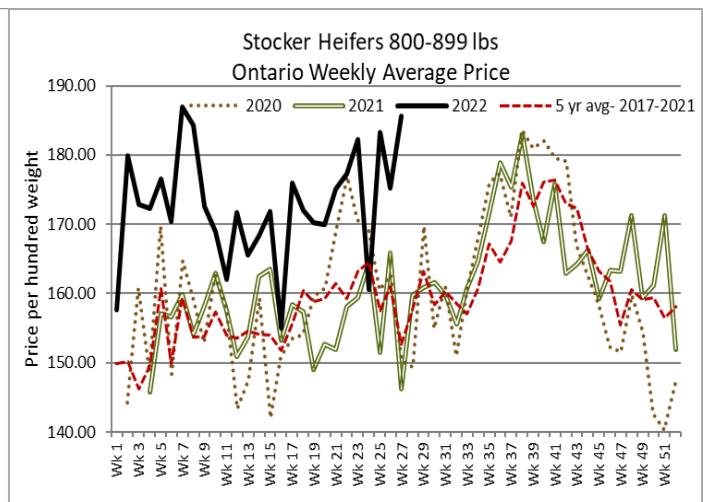
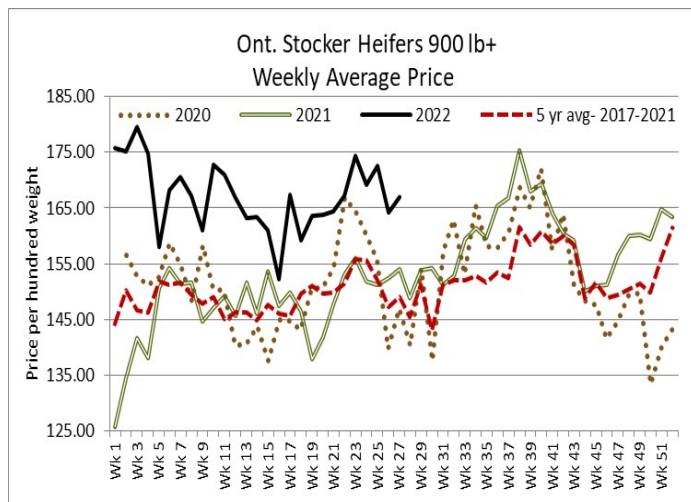
Steers	Price Range	Average	Top	Heifers	Price Range	Average	Top
1000+	186.00-198.00	190.24	198.00	900+	162.50-180.50	174.05	180.50
900-999	190.00-218.00	206.43	218.00	800-899	162.50-168.00	166.63	168.00
800-899	200.00-223.00	218.56	223.00				

Stocker sale at **Ontario Livestock Exchange: July 7, 2022 – 250 Stockers**

Steers	Price Range	Average	Top	Heifers	Price Range	Average	Top
1000+	155.00-188.00	175.17	188.00	900+	127.50-171.00	157.56	171.00
900-999	175.00-195.00	188.67	195.00	800-899	155.00-195.00	173.21	195.00
800-899	165.00-195.50	180.88	195.50	700-799	137.50-180.00	156.97	190.00
700-799	179.00-197.50	184.15	212.50	600-699	150.00-217.50	182.63	217.50
600-699	187.50-250.00	221.80	250.00	500-599	185.00-250.00	229.00	250.00
				400-499	202.50-230.00	219.38	230.00

Stocker sale at: **Ontario Stockyards Inc: July 7, 2022 – 330** Stockers

Steers	Price Range	Average	Top	Heifers	Price Range	Average	Top
700-799	204.00-249.50	230.05	249.50	800-899	174.00-180.00	178.63	180.00
600-699	187.50-271.00	232.34	271.00	700-799	171.00-210.50	189.52	245.00
500-599	220.00-277.00	247.30	277.00	600-699	172.50-237.00	198.53	247.50
400-499	206.00-315.00	267.00	315.00	500-599	190.00-244.00	227.03	244.00
399-	215.00-305.0	274.00	305.00	400-499	165.00-247.00	210.73	247.00
				300-399	180.00-255.00	220.86	255.00

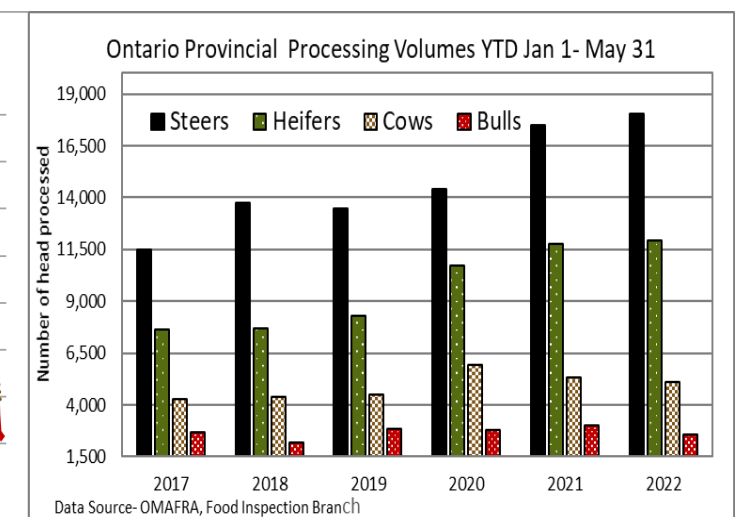
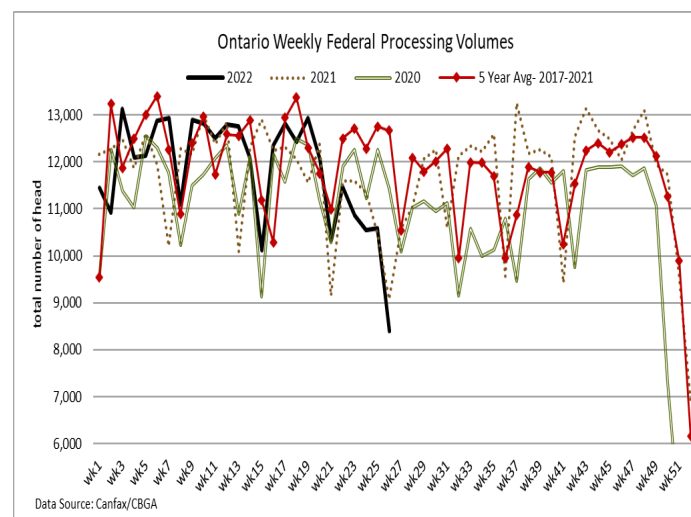


### WEEKLY LIVE CATTLE EXPORTS-ONTARIO

	Week ending June 18, 2022	Week ending June 11, 2022	Year to Date
Total live slaughter cattle exported through Ontario ports to the U.S.	1,514	1,408	44,303
Steers & Heifers & Cows	1,378	1,286	41,628
Bulls	136	122	2,675

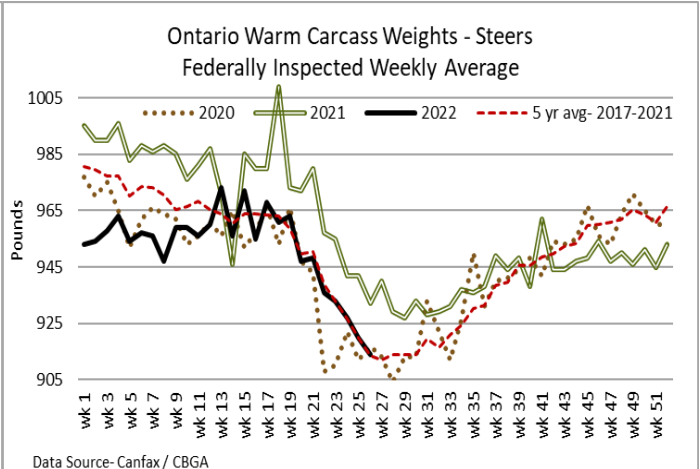
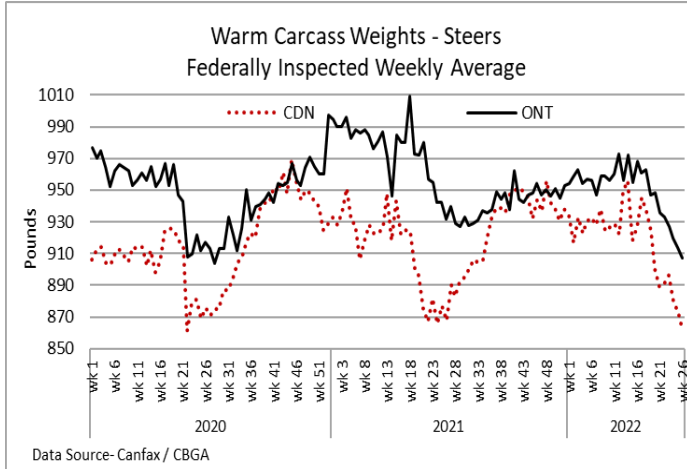
### ONTARIO- FEDERALLY INSPECTED PROCESSING-Including Canada Day Holiday.

	Week Ending July 2, 2022	# of hd change from week ago	YTD	% Change (Week Ago)	% Change (Year Ago)
Grand Total	8,400	-2,195	307,372	-20.7%	+0.7%



**CANADIAN- FEDERALLY INSPECTED PROCESSING-Canada Day Holiday Included this week.**

	Week Ending July 2, 2022	# of hd change from week ago	YTD	% Change (Week Ago)	% Change (Year Ago)
<b>Grand Total</b>	47,951	-13,204	1,635,219	-32%	+3%
<b>Western Processing</b>	38,505	-10,711	1,291,762	-34%	+3%
<b>Eastern Processing</b>	9,446	-2,493	343,457	-20%	+1%



**AVERAGE CARCASS WEIGHTS – CANADA**

	Steers	Heifers
<b>July 2, 2022</b>	861	795
<b>Jun 25, 2022</b>	873	795
<b>July 3, 2021</b>	868	800

**USDA ESTIMATED CATTLE PROCESSING VOLUME-Independence Day Holiday included**

	Week Ending July 9, 2022	Previous Week	Year Ago
<b>Grand Total</b>	593,000	636,000	581,000

**QUEBEC ELECTRONIC AUCTION MARKET (F.O.B. THE FEEDLOT)**

	Price	Change from Last Week
For the week ending July 7, 2022	309.00-310.00	+1.13

**ALBERTA DIRECT TRADE**

Alberta's direct trade: for the week ending July 7, 2022

<b>Steers</b>	Live FOB	176.00	Rail FOB	288.50-290.50
<b>Heifers</b>	Live FOB	176.00	Rail FOB	288.50-290.50

**U.S. TRADE (U.S. funds)**

The U.S. cash cattle trade: for the week ending July 7, 2022

Choice and Select Steers and Heifers:	Live	136.00-151.50
	Rail	230.00-238.00

**U.S. BOXED BEEF CUT-OUT VALUES (U.S. funds)**

	Choice 600-900	Select 600-900
<b>Current Five Day Average</b>	265.72	241.28



### BEEF EXPORTS – CANADA

	<b>United States</b>	<i>Change from last year YTD</i>	<b>Mexico</b>	<i>Change from last year YTD</i>
	<i>Jan 1- Apr 30/2022</i>		<i>Jan 1- Apr 30/2022</i>	
Total	114,888 tonnes	+10% or + 10,529 tonnes	8,453 tonnes	+10% or + 787 tonnes
	<b>Japan</b>	<i>Change from last year YTD</i>	<b>Viet Nam</b>	<i>Change from last year YTD</i>
	<i>Jan 1- Apr 30/2022</i>		<i>Jan 1- Apr 30/2022</i>	
Total	20,397 tonnes	+19% or + 3,240 tonnes	5,166 tonnes	+20% or + 866 tonnes

### LIVE CATTLE – CANADA

<b>IMPORTS</b>		<i>Import % change from 2020 YTD</i>	<b>EXPORTS</b>		<i>Export % change from 2021 YTD</i>
	<i>Jan 1- Apr 30/2022</i>			<i>Jan 1- June 18/22</i>	
Pure bred	2,350	-61%	Slaughter steers & heifers & cows	237,891	+19%
Non-pure bred	75,728	-44%	Feeder cattle & calves	128,735	+188%
			Bulls	15,370	+14%

### BEEF PRODUCTION – CANADA

	<i>Jan 1 – Jun 25/22</i>	<i>Last Year Same Time</i>	<i>% Change</i>
Fed	546,619 tonnes	528,377 tonnes	+3%
Non-fed	78,569 tonnes	76,522 tonnes	+3%

### BEEF IMPORTS – CANADA

	<i>Jan 1 – Jun 25/22</i>	<i>Last Year Same Time</i>	<i>% Change</i>
United States	50,827 tonnes	49,984 tonnes	+2%
Non-CUSMA	17,490 tonnes	21,228 tonnes	-18%
EU-27 (beef/veal total)	7,500 tonnes	6,243 tonnes	+15%
Total	81,412 tonnes	83,121 tonnes	-2%

### CHICAGO MERCANTILE EXCHANGE

Closing quotes on futures **today** were as follows:

<b>Live Cattle</b>			<b>Feeder Cattle</b>			<b>Corn</b>		
<b>Aug</b>	133.95	-0.60	<b>Aug</b>	171.72	-0.75	<b>Jul</b>	7.782	+31.2
<b>Oct</b>	138.95	-0.90	<b>Sep</b>	174.72	-1.32	<b>Sep</b>	6.332	+24.2
<b>Dec</b>	145.07	-0.40	<b>Oct</b>	177.75	-1.57	<b>Dec</b>	6.234	+27.2
<b>Feb</b>	149.97	-0.20	<b>Nov</b>	180.27	-1.40	<b>Mar</b>	6.286	+26.6
<b>Apr</b>	153.42	+0.02	<b>Jan</b>	180.75	-1.10	<b>May</b>	6.316	+26.2
<b>Jun</b>	148.42	+0.20	<b>Mar</b>	181.60	-1.55	<b>Jul</b>	6.292	+25.2
<b>Soybeans</b>			<b>Soft Red Winter Wheat</b>			<b>Canadian \$</b>		
<b>Jul</b>	16.302	+39.0	<b>Jul</b>	8.792	+54.6	<b>Spot</b>	77.17	+0.12
<b>Aug</b>	15.132	+28.0	<b>Sep</b>	8.914	+55.0	<b>Sep</b>	77.17	+0.13
<b>Sep</b>	14.142	+31.2	<b>Dec</b>	9.064	+54.6	<b>Dec</b>	77.19	+0.14
<b>Nov</b>	13.964	+31.0	<b>Mar</b>	9.192	+54.0	<b>Mar</b>	77.20	+0.14
<b>Jan</b>	14.012	+31.0	<b>May</b>	9.234	+52.4	<b>Jun</b>	77.21	+0.14
<b>Mar</b>	13.934	+29.0	<b>Jul</b>	9.062	+49.2	<b>Sep</b>	77.20	+0.14

Beef Farmers of Ontario, 130 Malcolm Road, Guelph, ON N1K 1B1 Phone: (519) 824-0334 Fax: (519) 824-9101 or email: [markets@ontariobeef.com](mailto:markets@ontariobeef.com)

### Comments for the week ending July 7, 2022

Fed cattle receipts were steady this week with 308 fed steers and heifers sold through auction markets, down just 34 from last week and 16 fewer than the same time last year. Fed steers sold from \$172.78-\$196.27 averaging \$186.77 which is identical to last week's weighted average prices and \$30.97 above year ago prices. Fed heifers sold from \$165.41-\$191.99 averaging \$181.27 down \$4.32 from the previous week but \$24.30 stronger than last year at this time. Auction markets reported trade as steady to fully steady with one market noting sales steady to slightly stronger than last week's trade.

The Ontario railgrade market this week saw a full trading range from \$315.00-\$320.00 dressed for steers and \$314.00-\$317.00 for heifers. Early week, cattle selling for delivery the weeks of July 18<sup>th</sup> and 25<sup>th</sup> were bought at \$318.00-\$320.00 dressed for steers and \$317.00 for heifers. As the week progressed, cattle sold for the week of August 1<sup>st</sup> delivery were at \$315.00 dressed for steers and \$314.00 for heifers. Overall average prices were down \$1.25 from last week but \$47.75 stronger than year ago prices, which were extremely limited.

Federally inspected processing in Ontario has been lighter in volume the last five weeks with volumes in the 10,500 plus range compared to 12,000 plus for much of this year. The week ending July 2<sup>nd</sup> with the Canada holiday included, was very light at just 8,400 head which is the lowest weekly volume since the last two weeks of December 2021. As of July 2<sup>nd</sup> federally inspected processing volumes in Ontario total 307,372 head, up 0.7% over 2021 year to date and 2.5% above July 2, 2020.

There were larger volumes of fed/cull cows sold through auction markets this week at 2,191 head, up 121 from last week and 432 more than the same week last year. Cows ranged from \$92.23-\$127.48 averaging \$109.37 down \$0.83 from the previous week but still \$30.06 stronger than year ago prices. Auction markets reported trade as active at steady to fully steady prices, with good quality cows up \$5.00-\$10.00 cwt. Beef cow volumes were up just over 100 head from last week with the weekly weighted average at \$122.57 up \$4.36 cwt from last week's weighted average beef cow price.

2,359 stocker and feeder cattle sold through auction markets this week down 94 head from last week but 40 more than the same week last year. Auction markets reported trade as steady for the most part with lighter weights fully steady on good demand. By mid-week heavier cattle were reported as barely steady. Actual average prices this week saw steers 400-500s up \$5.61 on average from last week, 500-600 lbs down \$5.20, 600-700 lbs down \$3.25, 700-800 lbs down \$3.37, 800-900 lbs up \$2.36, 900-1000 lbs up \$0.61 and steers 1000 lbs and over averaged \$2.92 easier than last week's weighted average prices. Heifers from 400-500 lbs were up \$16.10, 500-600 lbs up \$18.16, 600-700 lbs down \$6.36, 700-800 lbs up \$5.15, 800-900 lbs up \$10.31 and heifers 900 lbs plus averaged \$2.81 above last week's weighted average prices. All weight categories are higher than year ago prices.

The Quebec electronic market this week ranged from \$309.00-\$310.00 cwt dressed on a picked-up basis, up \$1.13 cwt from last week on average.

Alberta direct trade was light on Wednesday with prices steady to \$2.00 cwt lower from \$290.00-\$292.00 delivered on a dressed basis. Canfax noted: "Competition on the cash market remains limited, there have been reports packers are once again limiting the amount of cattle they are buying from each producer. Packers are comfortably bought out in front and producers don't have a lot of bargaining power."

The U.S. cash cattle trade the week ending June 30th was light in volume. Overall last week live trade in the south ranged from \$137.00-\$138.00, majority at \$138.00 which is fully steady to the previous week. In the north live trade ranged from \$147.00-\$151.00 which is stronger than the week before, while dressed trade saw a full trading range from \$230.00-\$239.00 dressed. Overall average prices listed by the Mandatory Price Report saw live steers average \$146.16 up \$1.61 with heifers averaging \$144.05 up \$2.17. On the rail steers averaged \$233.96 down \$1.30 cwt with heifers averaging \$234.09 down \$3.08.

In the U.S. this week the market has been very quiet with Monday being the Independence Day Holiday. Tuesday was untested and Wednesday also very quiet with just a few sales in Iowa late Wednesday at \$148.00-\$150.00 live which is steady to last week but not enough to establish a market. Trade on Thursday was moderate in volume with prices steady to stronger in the southern states. Business in Texas was mainly \$137.00 live which is steady, while Kansas was steady to stronger from \$137.00-\$140.00. In the north live trade ranged from \$147.00-\$150.00 which is fully steady, while dressed deals saw a full trading range from \$230.00-\$238.00 which is steady to slightly easier. Today the market was quiet with just a few clean up deals in Iowa at \$236.00 dressed which is stronger, but it appears the bulk of trade for the week is completed.