



Weekly Market Information Report for the week ending Thursday, August 4, 2022

The following information is collected from various sources and disseminated by Beef Farmers of Ontario.

ONTARIO DIRECT TO PACKER RAILGRADE CATTLE TRADE

Prices are on a carcass weight basis before grade and weight discounts. Weekly Range:

A Grade Steers	306.00
A Grade Heifers	305.00

ONTARIO LIVE CATTLE TRADE

Ontario auction sales this week saw weighted average price ranges for:

FED CATTLE	Volume	Price Range	Average	Top	Last Week Avg
Large Frame Steers +1250	30	174.33-191.30	184.91	199.00	180.12
Medium Frame Steers +1250	32	157.75-179.63	169.43	197.00	176.50
Large & Medium Frame Steers +1250	62	164.52-187.10	178.38	199.00	178.71
Large Frame Heifers +1000	25	173.64-186.44	179.93	196.00	168.54
Medium Frame Heifers +1000	53	159.47-181.16	175.09	218.00	172.37
Large & Medium Frame Heifers +1000	78	162.24-186.97	177.38	218.00	171.55
Fed steers, Dairy & Dairy Cross +1250	50	130.62-154.06	142.16	166.00	144.99
Fed heifers, Dairy & Dairy Cross +1000	95	106.99-139.21	128.37	176.50	124.53
Cows - All Weights	1,536	84.54-121.24	100.65	174.39	98.06
Bulls - All Weights	89	128.70-152.77	142.07	170.00	127.91

STOCKERS - Large and Medium Frame

STEERS	Volume	Price Range	Average	Top	Last Week Avg
1000+	598	185.86-210.77	197.95	218.25	201.00
900-999	355	204.02-219.30	213.31	227.25	206.09
800-899	104	184.69-220.58	206.40	241.00	203.32
700-799	90	191.99-238.83	219.74	260.00	208.96
600-699	128	202.92-250.16	225.94	276.00	234.29
500-599	84	200.79-272.30	248.87	300.00	242.04
400-499	43	221.64-287.38	250.34	330.00	235.14
-399	37	199.70-262.68	232.93	400.00	224.58

STOCKERS - Large and Medium Frame

HEIFERS	Volume	Price Range	Average	Top	Last Week Avg
+900	127	163.54-191.46	176.08	198.00	167.50
800-899	78	179.99-190.85	186.61	206.00	177.69
700-799	103	166.64-195.53	181.96	208.00	179.67
600-699	116	180.52-212.67	199.40	227.50	193.55
500-599	63	171.04-219.03	193.52	256.00	197.92
400-499	51	192.31-229.86	214.10	248.00	200.23
300-399	10	188.00-249.00	227.75	300.00	192.43
-299	5	169.00-191.00	180.00	245.00	N/T

At Kawartha Lakes Community Sale Barn, July 30, 2022 – 3 fed cattle, 111 cows, 3 bulls, 14 veal, 24 stockers

	Price Range	Avg.	Top
Cows	79.00-122.00	97.60	131.00
Veal -125 lbs	30.00-220.00	84.65	220.00

Denfield Livestock Exchange Inc., Aug 2, 2022: 79 Fed Cattle, 24 Veal, 60 Cows, 1 Bull

	Price Range	Average	Top
Large & Medium Frame Fed Steers +1250 lbs	182.00-198.00	191.25	199.00
Large & Medium Frame Fed Heifers +1000 lbs	169.00-189.50	182.44	218.00
Fed Heifers, Dairy & Dairy Cross 1000+ lbs	111.00-134.50	125.75	134.50
Cows	82.00-129.00	102.26	142.00
Veal calves 600 lbs +	139.00-165.00	157.23	168.00

At Aylmer Stockyards Inc.: August 3, 2022 – 32 veal, 102 Cows, 52 fed cattle, 2 bulls, 14 stockers

	Price Range	Average	Top
Fed Heifers, Dairy & Dairy Cross 1000 lbs +	108.00-145.99	136.69	145.99
Cows	79.00-141.99	102.40	160.00
Veal 600+ lbs	104.00-179.00	153.20	179.00

ONTARIO STOCKER & FEEDER TRADE

Stocker sale at Brussels Livestock: July 29 2022 – 421 Stockers

Steers	Price Range	Average	Top	Heifers	Price Range	Average	Top
1000+	177.00-198.00	189.90	207.00	900+	165.00-198.00	179.17	198.00
900-999	178.00-213.00	202.66	219.00	800-899	181.00-206.00	193.58	206.00
800-899	171.00-224.00	205.76	224.00	700-799	164.00-202.50	184.23	202.50
700-799	162.00-236.00	212.67	236.00	600-699	190.00-196.00	191.00	196.00
600-699	190.00-235.00	213.92	271.00				
500-599	207.00-262.00	244.38	267.00				
400-499	276.00-287.00	281.50	287.00				

Stocker sale at: Community Livestock Exchange: Aug 2, 2022 – 62 Stockers

Steers	Price Range	Average	Top	Heifers	Price Range	Average	Top
500-599	155.00-275.00	246.60	275.00				

Stocker sale at: Keady Livestock Market: Aug 2, 2022 – 342 Stockers

Steers	Price Range	Average	Top	Heifers	Price Range	Average	Top
1000+	210.00-218.25	216.14	218.25	800-899	190.00-193.00	190.00	193.00
900-999	220.00-223.50	222.10	227.25	700-799	207.00-208.00	207.48	208.00
800-899	224.50-227.50	224.50	227.50	600-699	214.00-227.50	225.81	227.50
600-699	217.00-235.00	221.50	235.00				

The next beef ring sale will take place @ 9:00 am on Aug 16th & 30th. Dollar calves, sheep & goats will sell every Tuesday.

Stocker sale at: Renfrew Pontiac Livestock: Aug 2, 2022, 2022 – 42 Stockers

Steers	Price Range	Average	Top	Heifers	Price Range	Average	Top
600-699	208.00-235.99	214.40	235.99				

Stocker sale at Ontario Livestock Exchange, August 3, 2022 – 527 stockers

Steers	Price Range	Average	Top	Heifers	Price Range	Average	Top
1000+	187.00-215.00	199.51	215.00	900+	N/T		
900-999	202.00-221.00	212.12	221.00				

Stocker sale at Ontario Livestock Exchange: August 4, 2022 – 175 Stockers

Steers	Price Range	Average	Top	Heifers	Price Range	Average	Top
700-799	157.50-220.00	188.03	220.00	800-899	147.50-171.00	167.08	171.00
				700-799	152.50-182.00	161.50	185.00
				600-699	157.50-217.50	188.61	217.50

Stocker sale at: **Ontario Stockyards Inc: August 4, 2022 – 345 Stockers**

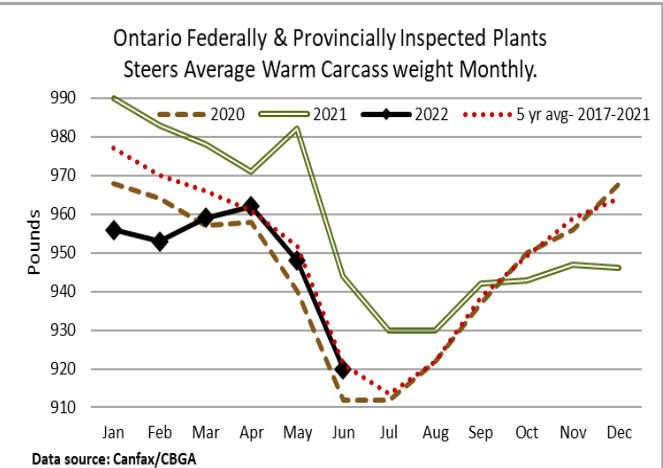
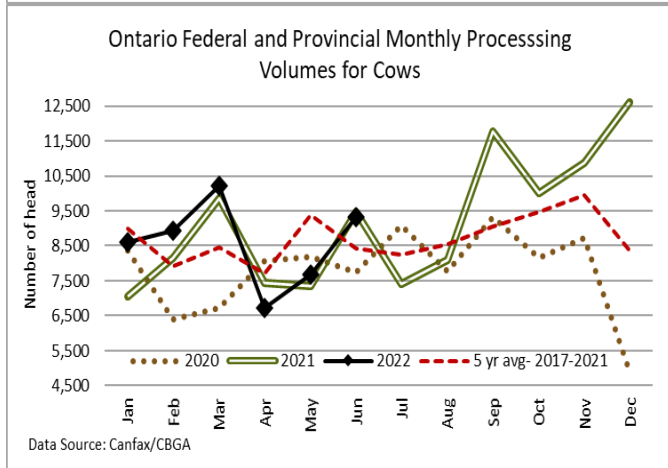
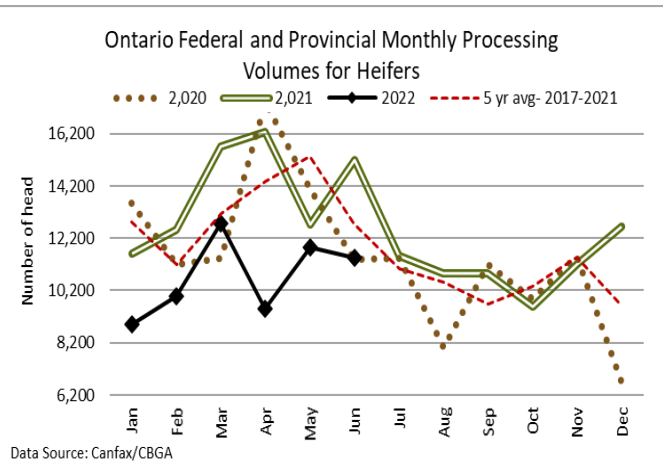
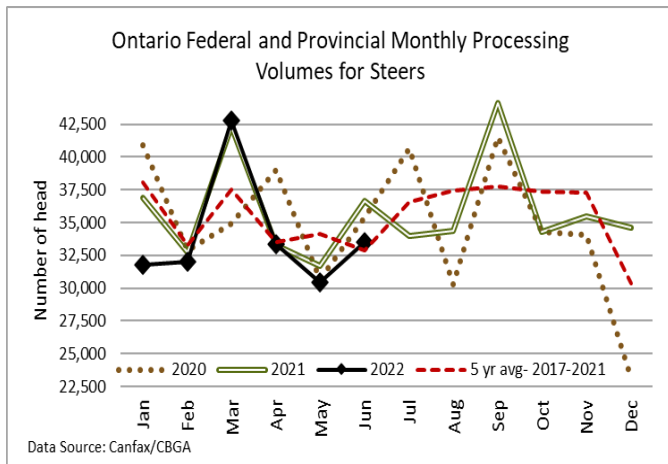
Steers	Price Range	Average	Top	Heifers	Price Range	Average	Top
900-999	185.00-213.00	197.13	213.00	800-899	202.00-203.00	202.30	203.00
800-899	190.00-232.00	209.73	241.00	700-799	170.00-197.00	185.03	201.00
700-799	212.50-260.00	242.40	260.00	600-699	185.00-219.00	203.96	227.00
600-699	225.00-268.00	245.16	276.00	500-599	207.50-256.00	228.82	256.00
500-599	265.00-300.00	281.88	300.00	400-499	215.00-247.50	237.78	247.50
400-499	250.00-315.00	287.12	330.00	300-399	220.00-300.00	284.00	300.00
399-	330.00-400.00	364.69	400.00				

WEEKLY LIVE CATTLE EXPORTS-ONTARIO

	Week ending July 16, 2022	Week ending July 9, 2022	Year to Date
Total live slaughter cattle exported through Ontario ports to the U.S.	1,981	1,733	51,079
Steers & Heifers & Cows	1,860	1,603	47,906
Bulls	121	130	3,173

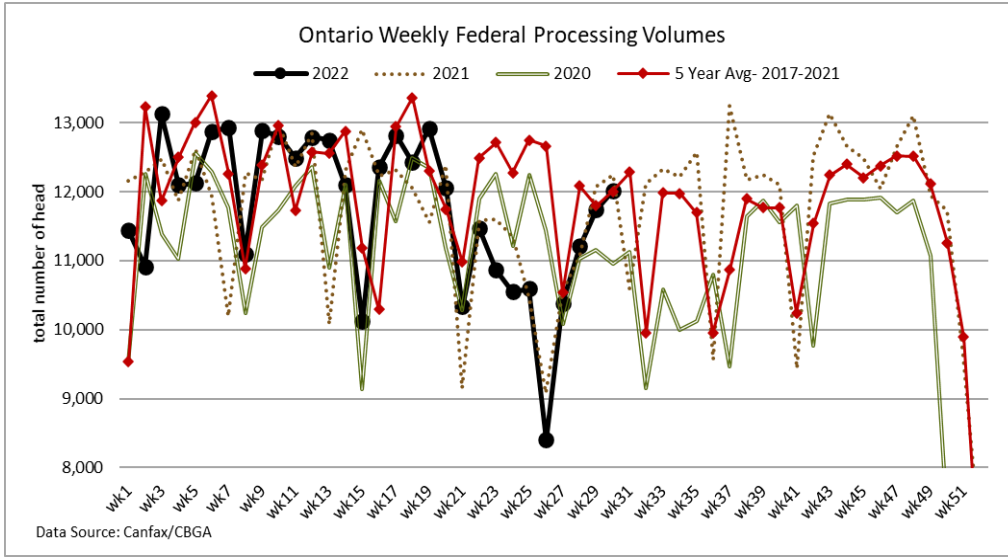
CANADIAN- FEDERALLY INSPECTED PROCESSING

	Week Ending July 30, 2022	# of hd change from week ago	YTD	% Change (Week Ago)	% Change (Year Ago)
Grand Total	62,959	-4,369	1,894,501	-6%	+2%
Western Processing	49,743	-4,359	1,500,190	-8%	+2%
Eastern Processing	13,216	-10	394,311	-0%	+0%



ONTARIO- FEDERALLY INSPECTED PROCESSING

	Week Ending July 30, 2022	# of hd change from week ago	YTD	% Change (Week Ago)	% Change (Year Ago)
Grand Total	12,010	+269	352,721	+2.3%	+0.4%



AVERAGE CARCASS WEIGHTS – CANADA

	Steers	Heifers
July 30, 2022	904	816
July 23, 2022	892	809
July 31, 2021	895	813

USDA ESTIMATED CATTLE PROCESSING VOLUME

	Week Ending	Previous Week	Year Ago
Grand Total	Aug 6, 2022 651,000	669,000	644,000

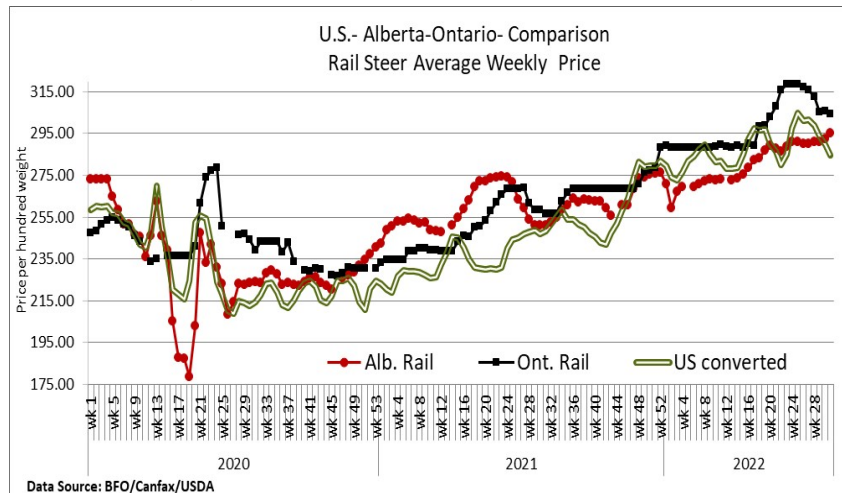
QUEBEC ELECTRONIC AUCTION MARKET (F.O.B. THE FEEDLOT)

	Price	Change from Last Week
For the week ending Aug 4, 2022	300.00-301.00	-1.33

ALBERTA DIRECT TRADE

Alberta's direct trade: for the week ending Aug 4, 2022

Steers	Live FOB	N/T	Rail FOB	293.50-295.50
Heifers	Live FOB	N/T	Rail FOB	294.50-295.50



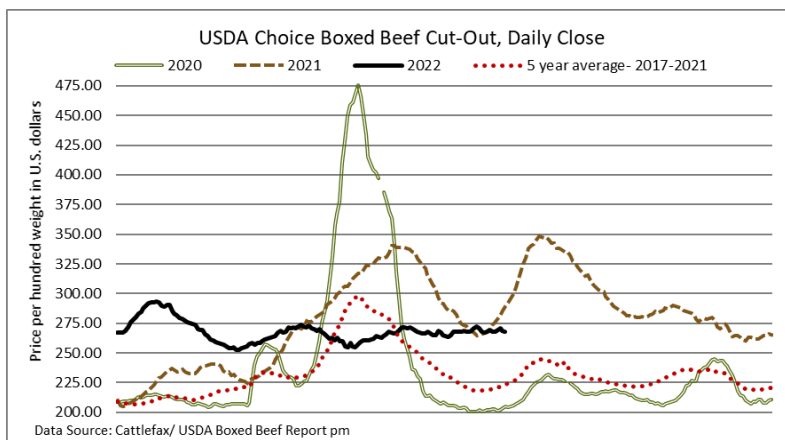
U.S. TRADE (U.S. funds)

The U.S. cash cattle trade: for the week ending Aug 4, 2022

Choice and Select Steers and Heifers: Live 135.00-148.00
Rail 225.00-232.00

U.S. BOXED BEEF CUT-OUT VALUES (U.S. funds)

	Choice	Select
	600-900	600-900
Current Five Day Average	268.50	241.67



BEEF EXPORTS – CANADA

	United States	<i>Change from last year YTD</i>	Mexico	<i>Change from last year YTD</i>
	<i>Jan 1- May 31/2022</i>		<i>Jan 1- May 31/2022</i>	
Total	144,340 tonnes	+7% or + 9,326 tonnes	10,909 tonnes	+17% or + 1,583 tonnes
	Japan	<i>Change from last year YTD</i>	South Korea	<i>Change from last year YTD</i>
	<i>Jan 1- May 31/2022</i>		<i>Jan 1- May 31/2022</i>	
Total	27,115 tonnes	+26% or + 5,557 tonnes	10,807 tonnes	+159% or + 6,641 tonnes

LIVE CATTLE – CANADA

IMPORTS	<i>Import % change from 2020 YTD</i>		EXPORTS	<i>Export % change from 2021 YTD</i>	
<i>Jan 1- May 31/2022</i>			<i>Jan 1- July 16/22</i>		
Pure bred	6,441	-10%	Slaughter steers & heifers & cows	271,255	+23%
Non-pure bred	89,947	-47%	Feeder cattle & calves	138,392	+172%
			Bulls	19,454	+15%

BEEF PRODUCTION – CANADA

	<i>Jan 1 – July 23/22</i>	<i>Last Year Same Time</i>	<i>% Change</i>
Fed	629,233 tonnes	618,315 tonnes	+2%
Non-fed	89,422 tonnes	87,319 tonnes	+2%

BEEF IMPORTS – CANADA

	<i>Jan 1 – July 23/22</i>	<i>Last Year Same Time</i>	<i>% Change</i>
United States	59,641 tonnes	57,802 tonnes	+3%
Non-CUSMA	19,571 tonnes	22,913 tonnes	-15%
EU-27 (beef/veal total)	8,137 tonnes	7,407 tonnes	+10%
Total	94,559 tonnes	95,159 tonnes	-1%

CHICAGO MERCANTILE EXCHANGE

Closing quotes on futures **today** were as follows:

Live Cattle			Feeder Cattle			Corn		
Aug	137.85	0.17	Aug	179.52	+0.45	Sep	6.102	+8.0
Oct	143.87	+0.22	Sep	183.42	+0.85	Dec	6.100	+3.6
Dec	149.97	+0.07	Oct	185.95	+0.47	Mar	6.180	+3.6
Feb	154.60	+0.17	Nov	187.67	+0.20	May	6.224	+3.6
Apr	157.80	+0.37	Jan	188.15	+0.07	Jul	6.232	+3.6
Jun	152.40	+0.32	Mar	189.40	-0.12	Sep	5.922	+4.6
Soybeans			Soft Red Winter Wheat			Canadian \$		
Aug	16.146	-0.2	Sep	7.756	-6.6	Spot	77.29	-0.53
Sep	14.632	+2.0	Dec	7.952	-6.6	Sep	77.27	-0.54
Nov	14.086	-9.0	Mar	8.140	-6.4	Dec	77.28	-0.52
Jan	14.170	-8.4	May	8.262	-4.4	Mar	77.32	-0.50
Mar	14.170	-8.4	Jul	8.274	-0.6	Jun	77.33	-0.50
May	14.180	-8.2	Sep	8.320	+2.4	Sep	77.34	-0.49

Beef Farmers of Ontario, 130 Malcolm Road, Guelph, ON N1K 1B1 Phone: (519) 824-0334 Fax: (519) 824-9101 or email: markets@ontariobeef.com

Comments for the week ending August 4, 2022

It was a fairly quiet week this week with just 140 fed steers and heifers sold through auction markets, down 216 from last week and 131 fewer than the same time last year. 62 fed steers sold from \$164.52-\$187.10 averaging \$178.38 down \$0.33 from the previous week but \$26.02 above year ago prices. 78 fed heifers sold this week from \$162.24-\$186.97 averaging \$177.38 up \$5.83 on average from the week before and \$28.05 stronger than this time last year. Auction markets reported light runs with prices steady with quality considered, with one market noting steers up \$4.00-\$5.00 cwt.

The Ontario railgrade market was also very light this week with prices fully steady to last week at \$306.00 dressed for steers and \$305.00 for heifers with a few at \$306.00. The cattle sold early in this reporting period were scheduled for the weeks of August 22nd and 29th delivery, but as the week progressed sales were noted for the last week in August delivery and the week of September 5th. This week's average price is up \$48.00 cwt from the same time last year.

Fed/cull cow volumes were down by 232 head from the previous week at 1,536, which is also 470 less than the same week one year ago. Cows sold from \$84.54-\$121.24 averaging \$100.65 cwt up \$2.59 from last week and \$23.74 stronger than year ago pricing. Auction markets reported good cows steady to stronger with beef cows steady to \$3.00 cwt higher by week's end. Dairy breeds were noted as steady to start the week but higher by week's end. Plainer cows sold at easier prices. Beef cow volumes were lighter this week by around 80 head, averaging \$112.61 cwt, up \$3.06 from last week's weighted average beef cow price.

The stocker and feeder cattle market also saw very light volumes this week with just 1,992 head sold through auction markets, down 592 from last week and 85 fewer than last year at this time. Auction markets reported calves as active with prices steady to stronger and sharply higher by the end of the week. Yearlings/heavier cattle were steady with quality considered to start out the week, but by Tuesday good quality cattle were up \$5.00-\$8.00 cwt. By mid-week heavier cattle were reported as easier but ended the week firm to stronger. Grass types sold on a steady market. Overall average prices for the week saw steers 400-500 lbs up \$15.20 from last week on average, 500-600 lbs up \$6.83, 600-700 lbs down \$8.35, 700-800 lbs up \$10.78, 800-900 lbs up \$3.08, 900-1000 lbs up \$7.22 and steers 1000 lbs plus averaged \$3.05 easier than last week's trade. Heifers from 400-500 lbs were up \$13.87, 500-600 lbs down \$4.40, 600-700 lbs up \$5.85, 700-800 lbs up \$2.29, 800-900 lbs up \$8.92 and heifers 900 lbs and over averaged \$8.58 higher than last week's weighted average prices. Compared to one year ago all weight categories are averaging \$19.00-\$50.00 cwt stronger.

The Quebec electronic market reported for this week saw sales range from \$300.00-\$301.00 dressed on a picked-up basis, down \$1.33 cwt from the previous week on average.

Alberta direct trade on Wednesday was reported as light by Canfax with prices up \$1.00-\$3.00 cwt from last week at \$295.00-\$297.00 delivered on a dressed basis on a smaller offering this week. Thursday, trade continued at \$296.00-\$297.00 delivered on a dressed basis. Canfax reports: "Lift dates are starting to tighten up, cattle that were bought this week were being scheduled for late August/early September delivery. Tentatively fed cattle prices did set new annual highs this week, it is very rare that annual highs are established during the third quarter."

The U.S. cash cattle trade the week ending July 29th was softer than the previous week with the north continuing at a premium to the south. Trade in Texas was mainly \$135.00 live, down \$1.00 on average, while Kansas was from \$135.00-\$137.00, mainly \$135.00-\$136.00. In Nebraska live trade ranged from \$138.00-\$141.00 while Iowa saw live sales from \$141.00-\$145.00. Dressed deals in the north ranged from \$224.00-\$230.00. Overall average prices for the week reported by the USDA Mandatory Price Report saw live steers average \$139.83 down \$1.29 from the previous week while live heifers averaged \$137.80 down \$0.60. On the rail steers averaged \$225.53 dressed down \$2.06 from the week before while heifers averaged \$225.32 down \$1.54.

The U.S. cash cattle trade this week reported smaller show lists in all feeding states, with Kansas reporting the largest decrease in volume over last week. On Tuesday a light test surfaced in all feeding states at steady prices. Business in the south was mainly \$135.00 live which is fully steady to \$1.00 lower, while northern deals ranged from \$141.00-\$143.00 on a live basis which is steady to slightly stronger and \$225.00 dressed which is steady. Wednesday, was light to moderate with trade in the south from \$135.00-\$136.00 live, with the \$136.00 in Kansas, which is steady to last week. In the north trade ranged from \$140.00-\$144.00 live up \$1.00-\$2.00 from last week with dressed trade starting at \$225.00, but improving to \$228.00-\$232.00 as the day progressed, up \$2.00 cwt. Thursday, trade was light in the south with prices up \$1.00 from early week trade at \$136.00 live in Texas and \$136.00-\$138.00 live in Kansas. In the north stronger prices on Thursday saw live sales range from \$142.00-\$147.00 with dressed deals from \$226.00-\$232.00, mainly \$227.00-\$228.00 up \$2.00-\$3.00 cwt. A few clean up deals are possible today but at this point it appears the bulk of trade has been completed.