



Weekly Market Information Report for the week ending Thursday, August 11, 2022

The following information is collected from various sources and disseminated by Beef Farmers of Ontario.

ONTARIO DIRECT TO PACKER RAILGRADE CATTLE TRADE

Prices are on a carcass weight basis before grade and weight discounts. Weekly Range:

A Grade Steers	306.00 - extremely limited volume sold.
A Grade Heifers	Not enough sold to establish a price

ONTARIO LIVE CATTLE TRADE

Ontario auction sales this week saw weighted average price ranges for:

FED CATTLE	Volume	Price Range	Average	Top	Last Week Avg
Large Frame Steers +1250	86	172.93-187.05	181.21	203.00	184.91
Medium Frame Steers +1250	125	169.02-185.39	179.61	198.50	169.43
Large & Medium Frame Steers +1250	211	172.42-188.99	181.50	203.00	178.38
Large Frame Heifers +1000	32	146.97-176.30	165.76	187.50	179.93
Medium Frame Heifers +1000	117	159.49-182.05	173.67	194.50	175.09
Large & Medium Frame Heifers +1000	149	158.47-181.80	172.89	194.50	177.38
Fed steers, Dairy & Dairy Cross +1250	51	139.87-158.85	148.95	165.00	142.16
Fed heifers, Dairy & Dairy Cross +1000	72	103.08-137.10	119.83	151.00	128.37
Cows - All Weights	1,780	80.97-120.08	99.02	145.00	100.65
Bulls - All Weights	118	121.37-143.43	131.58	177.49	142.07

STOCKERS - Large and Medium Frame

STEERS	Volume	Price Range	Average	Top	Last Week Avg
1000+	614	181.80-216.40	197.68	220.50	197.95
900-999	175	199.48-222.78	212.55	227.50	213.31
800-899	166	181.68-221.06	207.45	247.00	206.40
700-799	155	189.24-242.33	221.26	268.00	219.74
600-699	155	211.84-268.26	242.99	286.00	225.94
500-599	102	209.38-279.96	243.50	310.00	248.87
400-499	56	187.23-268.18	224.60	315.00	250.34
-399	23	219.54-265.02	241.70	315.00	232.93

STOCKERS - Large and Medium Frame

HEIFERS	Volume	Price Range	Average	Top	Last Week Avg
+900	348	165.52-189.51	175.73	199.00	176.08
800-899	143	177.87-196.59	188.12	206.00	186.61
700-799	142	149.75-198.74	181.29	215.00	181.96
600-699	177	159.69-214.87	191.94	250.00	199.40
500-599	112	180.77-217.18	199.15	240.00	193.52
400-499	44	161.08-214.07	186.71	267.00	214.10
300-399	14	150.43-190.61	167.21	240.00	227.75
-299	2	N/T	N/T	N/T	180.00

At Kawartha Lakes Community Sale Barn: August 6, 2022 – 117 cows, 7 bulls, 22 veal, 22 stockers, 1 fed cattle

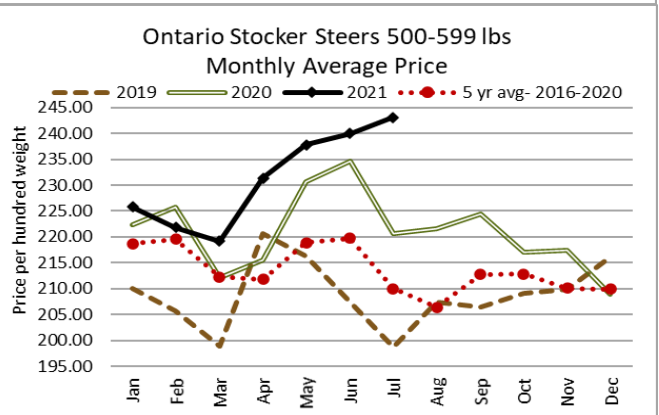
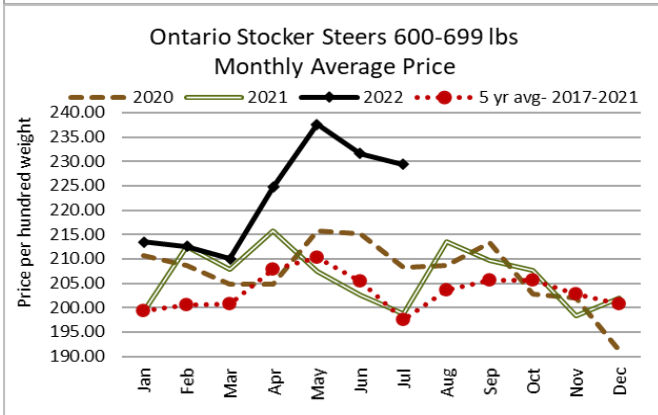
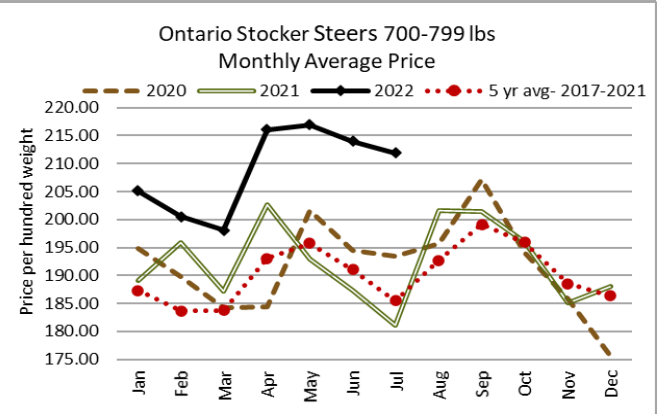
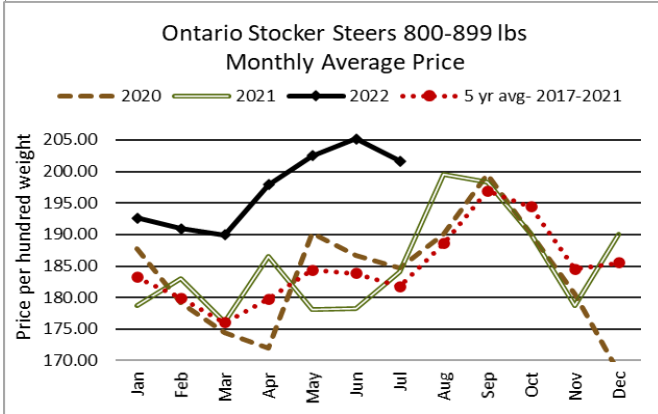
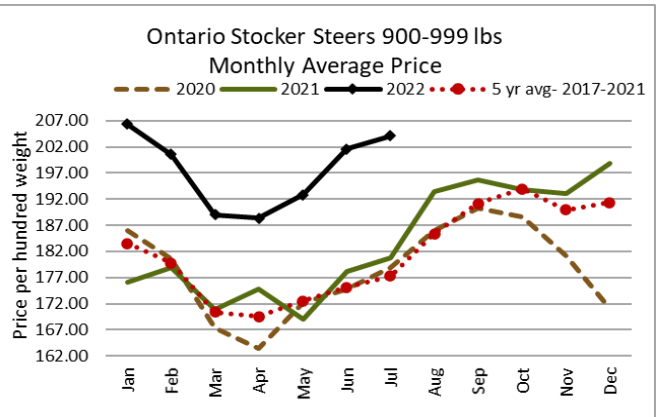
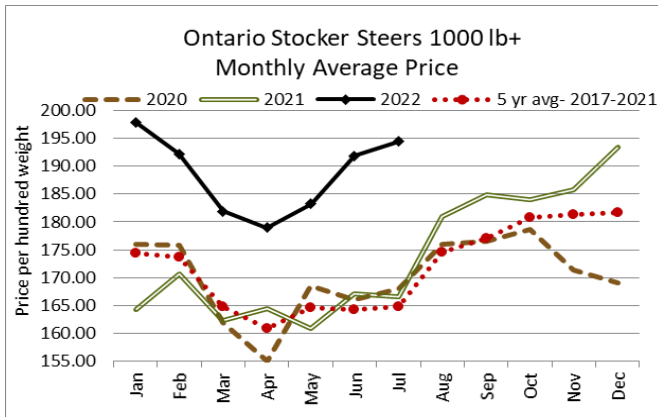
	Price Range	Avg.	Top
Cows	82.00-125.00	99.68	135.00
Bulls – over 1600 lbs	127.00-153.00	141.93	153.00
Veal 600 lbs and over	132.00-170.00	140.86	170.00
Veal -125 lbs	45.00-400.00	144.34	400.00

Denfield Livestock Exchange Inc., Aug 9, 2022: 160 Fed Cattle, 21 Veal, 76 Cows, 3 Bulls

	Price Range	Average	Top
Large & Medium Frame Fed Steers +1250 lbs	182.50-193.00	187.61	203.00
Large & Medium Frame Fed Heifers +1000 lbs	170.00-187.00	180.19	194.50
Cows	81.00-129.00	106.29	143.00
Veal calves 600 lbs +	153.00-163.50	158.41	174.00

At Aylmer Stockyards Inc.: August 10, 2022 – 10 veal, 116 Cows, 21 fed cattle, 2 bulls, 31 stockers

	Price Range	Average	Top
Fed Heifers, Dairy & Dairy Cross 1000 lbs +	115.99-1444.50	131.20	144.50
Cows	68.79-135.00	104.20	135.00
Veal 600+ lbs	141.99-182.49	162.90	182.49



ONTARIO STOCKER & FEEDER TRADE

Stocker sale at **Brussels Livestock: August 5, 2022 – 801 Stockers**

Steers	Price Range	Average	Top	Heifers	Price Range	Average	Top
1000+	187.00-216.50	200.55	216.50	900+	170.00-195.00	178.25	199.00
900-999	193.50-219.00	210.23	219.00	800-899	187.00-200.00	195.69	200.00
800-899	195.00-228.50	216.87	228.50	700-799	162.00-215.00	201.62	215.00
700-799	203.00-250.00	232.72	268.00	600-699	150.00-195.00	171.40	210.00
600-699	227.50-265.00	248.19	265.00	500-599	162.50-197.00	180.55	197.00
500-599	210.00-285.00	244.53	285.00	400-499	132.50-206.00	166.42	267.00
400-499	227.50-297.00	256.22	297.00	300-399	145.00-217.50	193.33	217.50

Stocker sale at: **Community Livestock Exchange: Aug 9, 2022 – 101 Stockers**

Steers	Price Range	Average	Top	Heifers	Price Range	Average	Top
700-799	160.00-231.99	200.89	231.99	500-599	126.00-229.99	184.49	229.99
600-699	172.50-249.00	223.70	249.00				
500-599	182.49-284.00	229.40	275.00				
400-499	169.99-292.49	238.89	292.49				

Stocker sale at: **Renfrew Pontiac Livestock: Aug 9, 2022, 2022 – 69 Stockers**

Steers	Price Range	Average	Top	Heifers	Price Range	Average	Top
700-799	161.00-214.00	192.10	214.00	600-699	136.00-214.99	184.89	214.99

Stocker sale at **Ontario Livestock Exchange, August 10, 2022 – 610 stockers**

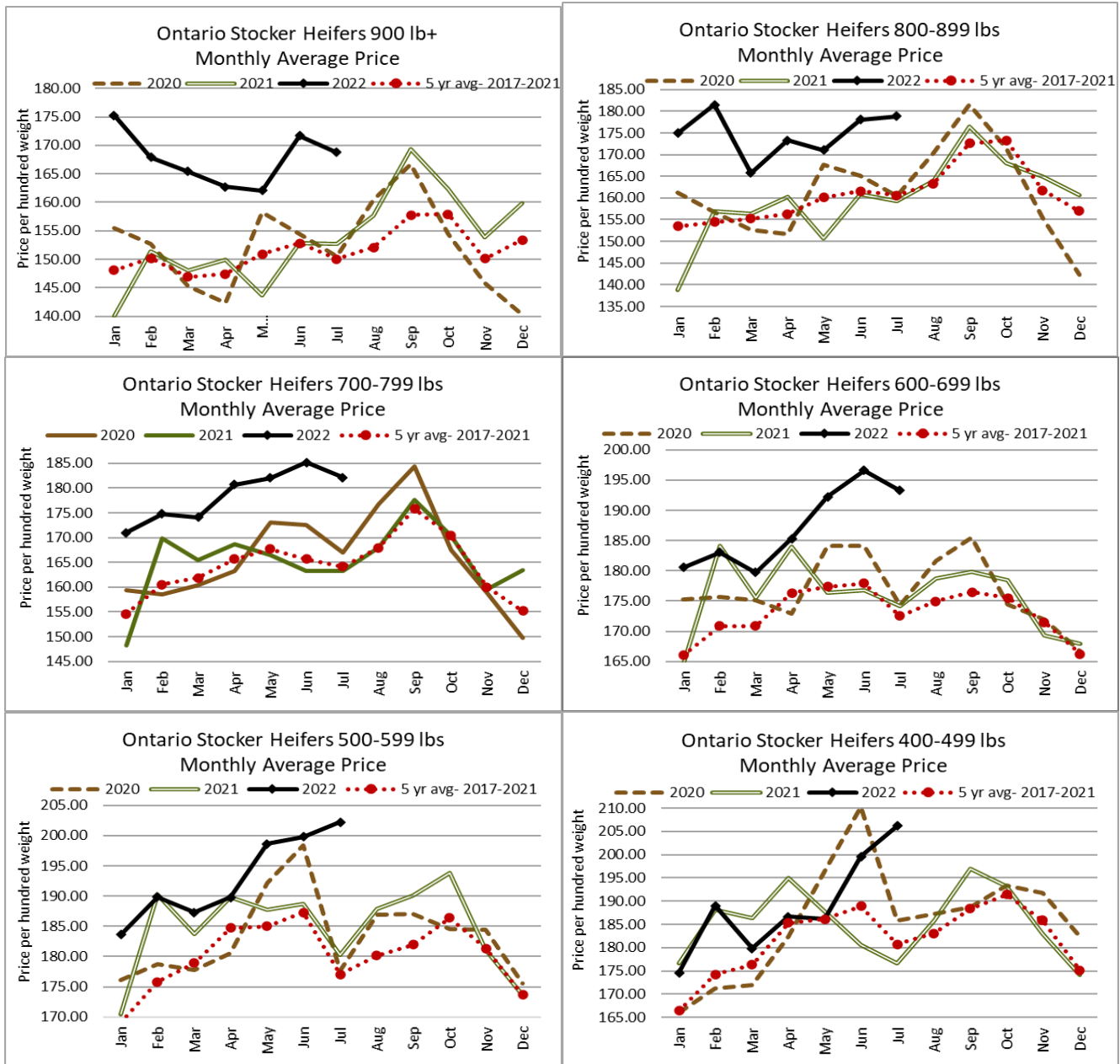
Steers	Price Range	Average	Top	Heifers	Price Range	Average	Top
1000+	183.50-220.50	199.02	220.50	900+	176.00-190.50	183.83	190.50
900-999	216.50-227.50	222.09	227.50	800-899	189.50-206.00	198.65	206.00
800-899	216.00-223.00	220.57	223.00				

Stocker sale at **Ontario Livestock Exchange: August 11, 2022 – 180 Stockers**

Steers	Price Range	Average	Top	Heifers	Price Range	Average	Top
800-899	120.00-199.00	166.81	200.00	900+	140.00-186.50	162.69	186.50
700-799	110.00-227.50	175.19	227.50	800-899	137.50-171.00	156.19	186.00
600-699	200.00-245.00	222.50	245.00	700-799	115.00-177.50	152.30	193.00
				600-699	135.00-200.00	170.00	200.00
				500-599	170.00-195.00	185.83	195.00
				400-499	100.00-150.00	120.00	220.00

Stocker sale at: **Ontario Stockyards Inc: August 11, 2022 – 620 Stockers**

Steers	Price Range	Average	Top	Heifers	Price Range	Average	Top
1000+	140.00-198.50	183.76	200.00	900+	155.00-193.00	166.26	193.00
900-999	175.00-227.00	195.53	227.00	800-899	152.50-195.00	169.39	195.00
800-899	185.00-229.00	216.20	247.00	700-799	160.00-204.00	190.36	204.00
700-799	209.00-251.00	235.28	263.00	600-699	181.00-225.00	207.91	250.00
600-699	218.00-286.00	256.19	286.00	500-599	195.00-224.00	208.37	240.00
500-599	220.00-300.00	258.91	310.00	400-499	210.00-245.00	227.63	245.00
400-499	225.00-285.00	259.31	285.00	300-399	185.00-240.00	205.00	240.00
399-	230.00-300.00	272.86	300.00				



WEEKLY LIVE CATTLE EXPORTS-ONTARIO

	Week ending July 23, 2022	Week ending July 16, 2022	Year to Date
Total live slaughter cattle exported through Ontario ports to the U.S.	1,779	1,981	52,858
Steers & Heifers & Cows	1,613	1,860	49,519
Bulls	166	121	3,339

CANADIAN- FEDERALLY INSPECTED PROCESSING

	Week Ending July 30, 2022	# of hd change from week ago	YTD	% Change (Week Ago)	% Change (Year Ago)
Grand Total	62,959	-4,369	1,894,501	-6%	+2%
Western Processing	49,743	-4,359	1,500,190	-8%	+2%
Eastern Processing	13,216	-10	394,311	-0%	+0%

ONTARIO- FEDERALLY INSPECTED PROCESSING

	Week Ending July 30, 2022	# of hd change from week ago	YTD	% Change (Week Ago)	% Change (Year Ago)
Grand Total	12,010	+269	352,721	+2.3%	+0.4%

AVERAGE CARCASS WEIGHTS – CANADA

	Steers	Heifers
July 30, 2022	904	816
July 23, 2022	892	809
July 31, 2021	895	813

USDA ESTIMATED CATTLE PROCESSING VOLUME

	Week Ending Aug 13, 2022	Previous Week	Year Ago
Grand Total	647,000	651,000	636,000

QUEBEC ELECTRONIC AUCTION MARKET (F.O.B. THE FEEDLOT)

	Price	Change from Last Week
For the week ending Aug 11, 2022	Not available	-

ALBERTA DIRECT TRADE

Alberta's direct trade: for the week ending Aug 11, 2022

Steers	Live FOB	175.75	Rail FOB	296.50
Heifers	Live FOB	175.85	Rail FOB	294.50-296.50

U.S. TRADE (U.S. funds)

The U.S. cash cattle trade: for the week ending Aug 11, 2022

Choice and Select Steers and Heifers:	Live	138.00-150.00
	Rail	228.00-236.00

U.S. BOXED BEEF CUT-OUT VALUES (U.S. funds)

	Choice 600-900	Select 600-900
Current Five Day Average	264.39	237.96

BEEF EXPORTS – CANADA

	United States	Change from last year YTD	Mexico	Change from last year YTD
	Jan 1- Jun 30/2022		Jan 1- Jun 30/2022	
Total	172,511 tonnes	+5% or + 7,430 tonnes	12,459 tonnes	+7% or + 861 tonnes
	Japan	Change from last year YTD	South Korea	Change from last year YTD
	Jan 1- Jun 30/2022		Jan 1- Jun 30/2022	
Total	34,615 tonnes	+26% or + 7,191 tonnes	12,014 tonnes	+1589% or + 7,363 tonnes

LIVE CATTLE – CANADA

IMPORTS			EXPORTS		
	Import % change from 2020 YTD			Export % change from 2021 YTD	
Jan 1- Jun 30/2022			Jan 1- July 16/22		
Pure bred	8,393	-6%	Slaughter steers & heifers & cows	279,260	+23%
Non-pure bred	101,650	-52%	Feeder cattle & calves	140,172	+163%
			Bulls	20,561	+14%

BEEF PRODUCTION – CANADA

	Jan 1 – July 30/22	Last Year Same Time	% Change
Fed	650,721 tonnes	640,439 tonnes	+2%
Non-fed	92,494 tonnes	90,161 tonnes	+3%

BEEF IMPORTS – CANADA

	Jan 1 – July 30/22	Last Year Same Time	% Change
United States	60,098 tonnes	59,653 tonnes	+1%
Non-CUSMA	19,691 tonnes	23,126 tonnes	-15%
EU-27 (beef/veal total)	8,162 tonnes	7,833 tonnes	+4%
Total	95,204 tonnes	97,949 tonnes	-3%

CHICAGO MERCANTILE EXCHANGE

Closing quotes on futures **today** were as follows:

Live Cattle			Feeder Cattle			Corn		
Aug	140.22	-0.37	Aug	179.62	-0.32	Sep	6.396	+10.4
Oct	144.50	-0.60	Sep	183.37	-1.22	Dec	6.422	+14.4
Dec	150.62	-0.45	Oct	186.00	-0.85	Mar	6.490	+14.4
Feb	155.20	-0.32	Nov	187.57	-0.80	May	6.514	+14.0
Apr	158.17	-0.12	Jan	188.07	-0.95	Jul	6.490	+12.6
Jun	153.17	+0.00	Mar	189.12	-1.17	Sep	6.110	+8.2
Soybeans			Soft Red Winter Wheat			Canadian \$		
Aug	16.692	-40.2	Sep	8.060	-4.6	Spot	78.27	-0.09
Sep	15.350	+14.6	Dec	8.224	-3.6	Sep	78.26	-0.09
Nov	14.542	+5.6	Mar	8.354	-5.6	Dec	78.26	-0.10
Jan	14.602	+5.2	May	8.444	-6.2	Mar	78.31	-0.10
Mar	14.590	+4.2	Jul	8.426	-6.2	Jun	78.35	-0.09
May	14.580	+3.2	Sep	8.454	-5.6	Sep	78.38	-0.10

Beef Farmers of Ontario, 130 Malcolm Road, Guelph, ON N1K 1B1 Phone: (519) 824-0334 Fax: (519) 824-9101 or email: markets@ontariobeef.com

ONTARIO STOCKER & FEEDER TRADE SPECIAL FALL SALES

Aug 27 8:00 am	Stratton-Rainy River Cattlemens Association	Fall Stocker Sale, Cows, Bulls Etc
Aug 31 12:00 pm	Aylmer Stockyards Inc	Special Stocker Sale
Aug 31 1:00 pm	Vankleek Hill Livestock Exchange	Special Stocker Sale
Sep 2 7:00 pm	Cargill Auction Market	Char & Exotic Cross Yearling Sale
Sep 3 1:00 pm	Maple Hill Auctions Ltd	Ontario Autumn Angus Classic

Comments for the week ending August 11, 2022

Larger volumes of 328 fed steers and heifers sold through auction markets this week up 188 head from last week but 47 fewer than the same time last year. Fed steers ranged from \$172.42-\$188.99 with a weekly weighted average price of \$181.50 up \$3.12 from the previous week and \$29.37 stronger than year ago prices. Fed heifers sold from \$159.49-\$182.05 averaging \$173.67 down \$3.71 from last week but \$29.92 above year ago prices. Auction market reported trade as steady to slightly lower, with quality considered.

The Ontario railgrade market was very quiet this week with just a couple of scattered deals reported at \$306.00 dressed for steers, but not enough sold this week to establish a market. One federal packer has not had a bid since Monday and was still quiet at time of reporting. The \$306.00 price is fully steady to the previous week with delivery noted for the week of September 5th. The \$306.00 price is \$48.00 cwt stronger than this time last year where sales were also limited with one federal packer purchasing sporadically.

Federally inspected processing volumes at Ontario plants total 352,721 head as of July 30, 2022 up 0.4% from the same time in 2021 and up 3% from July 30, 2020. In the mix steers are up 1.1% over 2021, heifers down 13.7% and cow processing volumes as of July 30, 2022 are up 15.3% over 2021. Year to date grading data as of July 30, 2022 shows 6% of cattle graded Prime versus 6.8% in 2021, 68.6% graded AAA versus 71% in 2021 and 23.3% of cattle year to date have graded AA versus 20.3% in 2021.

Larger volumes of fed/cull cows sold through Ontario auction markets this week at 1,780 head, up 244 from last week but 586 fewer than the same time last year. Cows ranged from \$80.97-\$120.08 averaging \$99.02 down \$1.63 from last week but \$22.89 stronger than last year at this time. Auction markets reported trade as active on good demand with prices steady to stronger for most of the week, but ended the week at slightly easier prices. 362 of the cows sold were beef cows up 93 from last week, averaging \$111.64 down \$0.97 from the previous week's weighted average beef cow price.

2,428 stocker and feeder cattle sold through auction markets this week up 436 head from last week but 186 fewer than the same week last year. Auction markets reported trade as higher to start out the reporting period but from Monday onward trade was reported as steady across the board. Actual average prices this week for steers 400-500 lbs were down \$25.74 on average, 500-600 lbs down \$5.37, 600-700 lbs up \$17.05, 700-800 lbs up \$1.52, 800-900 lbs up \$1.05, 900-1000 lbs down \$0.76 and steers 1000 lbs plus averaged \$0.27 lower than last week's weighted average prices. Heifers from 400-500 lbs were down \$27.39 from last week on average but on light receipts, 500-600 lbs up \$5.63, 600-700 lbs down \$7.76, 700-800 lbs down \$0.67, 800-900 lbs up \$1.51 and heifers 900 lbs and over averaged \$0.35 lower than last week on average.

The Quebec electronic market is not available this week.

Alberta direct trade was light this week with prices up around \$1.00 cwt from \$296.00-\$298.00 delivered on a dressed basis. Canfax reports: "Cattle that traded this week were being scheduled for early September delivery. Tentatively fed cattle prices did set new annual highs this week. Basis levels did weaken but stronger prices did encourage producers to market cattle."

The U.S. cash cattle trade the week ending August 5th did improve slightly as the week progressed with sales in the south from \$135.00-\$136.00 early week, to \$136.00-138.00 by the end. In the north trade was noted at \$140.00-\$143.00 to start the week and \$225.00-\$230.00 dressed. By the end of the week trade was sitting at \$143.00-\$147.00 live and \$227.00-\$232.00 dressed as the north continued to trade at a premium to the south. Overall prices for the week, reported by the USDA Mandatory Price report, saw steers averaging \$140.84 live up \$1.01 from the previous week while heifers averaged \$138.19 up \$0.39. On the rail steers averaged \$227.83 up \$2.30 with heifers averaging \$227.80 up \$2.48.

The U.S. cash cattle trade this week was moderate to active with sales in the south from \$138.00-\$140.00 live, mainly \$140.00 up \$3.00-\$4.00 cwt. Business in the north ranged from \$142.00-\$149.00 live, mostly \$146.00 with dressed deals from \$228.00-\$235.00, mostly \$229.00-\$230.00 up \$2.00-\$3.00 cwt. At time of reporting the market is quiet and it appears that business for this week has been completed.