



Weekly Market Information Report for the week ending Thursday, August 25, 2022

The following information is collected from various sources and disseminated by Beef Farmers of Ontario.

ONTARIO DIRECT TO PACKER RAILGRADE CATTLE TRADE

Prices are on a carcass weight basis before grade and weight discounts. Weekly Range:

A Grade Steers	306.00
A Grade Heifers	305.00-305.00

ONTARIO LIVE CATTLE TRADE

Ontario auction sales this week saw weighted average price ranges for:

FED CATTLE	Volume	Price Range	Average	Top	Last Week Avg
Large Frame Steers +1250	82	165.70-190.23	182.57	198.00	183.18
Medium Frame Steers +1250	112	169.79-182.71	176.76	189.50	185.65
Large & Medium Frame Steers +1250	194	170.76-188.61	179.91	198.00	182.94
Large Frame Heifers +1000	36	162.42-182.68	174.33	195.00	165.63
Medium Frame Heifers +1000	81	165.49-183.21	173.97	195.00	178.56
Large & Medium Frame Heifers +1000	117	163.42-185.26	174.43	195.00	175.14
Fed steers, Dairy & Dairy Cross +1250	61	134.85-163.05	150.69	184.50	151.55
Fed heifers, Dairy & Dairy Cross +1000	103	110.74-147.24	130.45	183.75	124.35
Cows - All Weights	2,019	79.58-121.15	98.35	159.60	100.09
Bulls - All Weights	107	115.62-144.22	131.12	167.00	136.41

STOCKERS - Large and Medium Frame

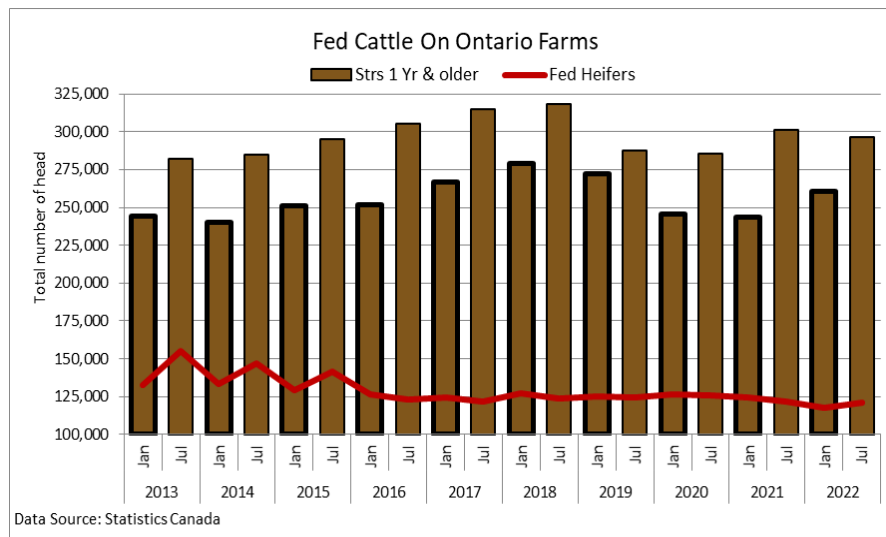
STEERS	Volume	Price Range	Average	Top	Last Week Avg
1000+	586	189.74-219.81	207.73	226.50	206.84
900-999	343	203.55-224.24	214.20	233.50	221.22
800-899	151	202.72-233.44	219.65	243.00	219.95
700-799	231	179.61-244.94	223.57	259.00	228.78
600-699	160	167.57-263.97	225.51	294.00	232.38
500-599	150	221.26-274.62	245.99	302.00	252.32
400-499	75	231.59-274.30	255.25	340.00	254.28
-399	38	211.56-301.09	262.64	350.00	261.30

STOCKERS - Large and Medium Frame

HEIFERS	Volume	Price Range	Average	Top	Last Week Avg
+900	252	166.39-189.58	177.72	198.99	173.27
800-899	124	175.96-203.44	191.79	220.00	187.02
700-799	138	166.39-204.49	187.58	226.00	168.04
600-699	133	161.41-214.62	194.99	246.00	207.20
500-599	100	153.76-225.58	198.91	254.00	205.38
400-499	75	165.15-248.85	218.96	270.00	225.73
300-399	26	168.12-236.35	205.88	272.50	232.80
-299	11	146.36-187.73	164.15	225.00	263.33

At Kawartha Lakes Community Sale Barn: August 20, 2022 – 168 cows, 7 bulls, 36 veal, 25 stockers, 5 fed cattle

	Price Range	Avg.	Top
Cows	78.00-121.00	95.18	139.00
Bulls – over 1600 lbs	110.00-151.00	139.84	151.00
Veal 600 lbs and over	123.00-161.00	135.87	161.00
Veal -125 lbs	25.00-250.00	78.15	250.00



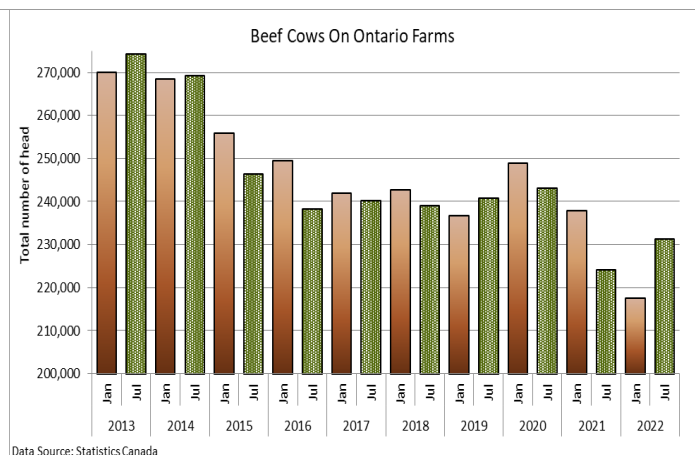
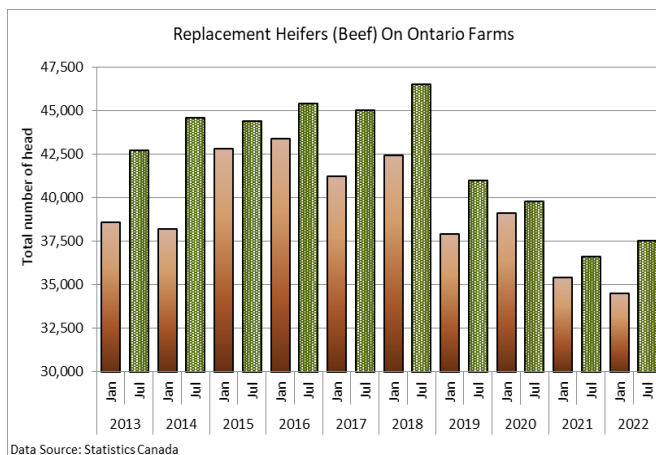
The Stats Canada – Cattle Statistics Report was released this week, reporting steers 1 year and older on Ontario farms at 296,800 head as of July 1, 2022. Comparing July 1st to July 1st volumes, 2022 is just slightly lower than July 1, 2021 but larger than 2019 and 2020 by 4% and 3.1% respectively. Looking at fed heifers on Ontario farms, Stats Canada reported 120,900 head on July 1, 2022. The January 1, 2022 volume of fed heifers was at 117,600 head which was the lowest on farm volume in Ontario since January 2000. The July 1, 2022 volume of fed heifers is up 2.8% from January 1, 2022, but comparing just July 1st numbers it is the lowest fed heifer volume since data collection began in 1972. The total volume of fed cattle on Ontario farms on July 1, 2022 is 417,700 head down 1.3% from July 2021 but up 1.6% from 2020 and 1.3% more than July 1, 2019.

Denfield Livestock Exchange Inc., Aug 23, 2022: 116 Fed Cattle, 9 Veal, 49 Cows, 4 Bulls

	Price Range	Average	Top
Large & Medium Frame Fed Steers +1250 lbs	182.75-198.00	188.39	198.00
Large & Medium Frame Fed Heifers +1000 lbs	180.00-195.00	185.41	195.00
Cows	85.00-140.00	104.88	140.00
Veal calves 600 lbs +	145.00-170.00	162.43	170.00

At Aylmer Stockyards Inc.: August 17, 2022 – 16 veal, 166 Cows, 45 fed cattle, 1 bull, 15 stockers

	Price Range	Average	Top
Large & Medium Frame Fed Steers 1250+ lbs	165.99-180.00	173.99	180.00
Large & Medium Frame Fed Heifers 1000+ lbs	132.00-175.00	153.49	175.00
Fed Steers, Dairy & Dairy Cross 1250 lbs +	100.00-160.00	145.99	160.00
Fed Heifers, Dairy & Dairy Cross 1000 lbs +	94.99-149.50	130.40	149.50
Cows	67.00-140.99	102.80	147.50
Veal 600+ lbs	121.99-180.00	143.50	180.00



The replacement beef heifer volume on Ontario farms on July 1, 2022 was 37,500 up 300 head from January 1, 2022. Volumes of replacement beef heifers since January 1, 2021 have been the lowest since data collection began in 1972. The beef cow volume on Ontario farms was 231,200 head on July 1, 2022 up 6.2% from January 1, 2022 and 3% above last July but the third lowest volume since 1952.

ONTARIO STOCKER & FEEDER TRADE

Stocker sale at **Brussels Livestock: August 19, 2022 – 760 Stockers**

Steers	Price Range	Average	Top	Heifers	Price Range	Average	Top
1000+	181.00-217.00	207.62	217.00	900+	174.00-191.75	181.64	191.75
900-999	203.00-227.00	215.80	227.00	800-899	182.00-210.50	199.63	210.50
800-899	220.00-243.00	232.47	243.00	700-799	187.00-226.00	204.31	226.00
700-799	200.00-246.00	226.75	246.00	600-699	184.00-215.00	206.65	215.00
600-699	160.00-240.00	212.69	294.00	500-599	182.50-200.00	194.17	200.00
500-599	190.00-251.00	232.21	297.50	400-499	160.00-240.00	218.00	240.00
400-499	250.50-280.00	268.43	282.00				

Stocker sale at: **Community Livestock Exchange: Aug 23, 2022 – 101 Stockers**

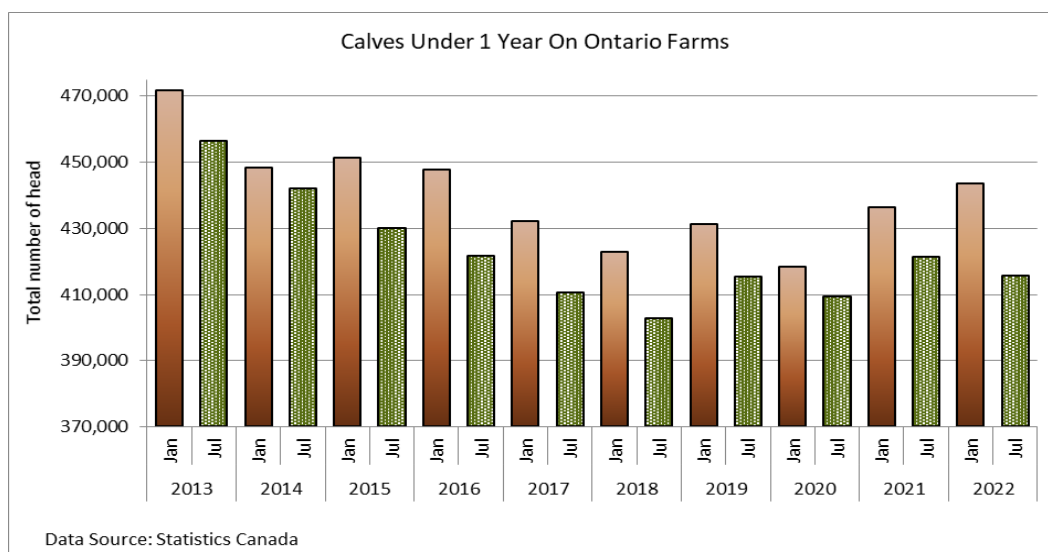
Steers	Price Range	Average	Top	Heifers	Price Range	Average	Top
700-799	159.00-225.99	172.30	225.99	500-599	144.99-196.99	167.50	196.99
600-699	130.00-268.00	209.60	268.00	400-499	119.99-229.99	179.40	229.99
500-599	235.00-302.00	267.70	302.00				

Stocker sale at: **Renfrew Pontiac Livestock: Aug 23, 2022 – 220 Stockers**

Steers	Price Range	Average	Top	Heifers	Price Range	Average	Top
800-899	184.00-241.99	214.50	241.99	700-799	150.00-210.99	193.59	210.99
700-799	144.99-249.00	235.09	249.00	600-699	131.00-231.00	203.39	231.00
600-699	160.00-274.00	246.39	274.00	500-599	150.00-243.00	218.80	243.00
500-599	217.49-281.99	248.09	281.99	400-499	150.00-242.49	218.90	242.49
400-499	204.99-289.99	262.99	289.99				
399-	164.99-300.00	269.79	300.00				

Stocker sale at **Ontario Livestock Exchange, August 17, 2022 – 622 stockers**

Steers	Price Range	Average	Top	Heifers	Price Range	Average	Top
1000+	198.50-226.50	212.61	226.50	900+	175.00-195.50	185.01	194.50
900-999	215.00-233.50	222.92	233.50	800-899	189.00-194.00	192.13	194.00
800-899	224.00-234.50	229.65	234.50				



Replacement cattle volumes on Ontario farms as of July 1, 2022 total 415,700 head down 1.3% from July 1, 2021 but 1.5% above July 1, 2020 and steady to July 1, 2019.

Stocker sale at **Ontario Livestock Exchange: August 26, 2022 – 230 Stockers**

Steers	Price Range	Average	Top	Heifers	Price Range	Average	Top
1000+	175.00-182.00	180.20	182.00	900+	115.00-170.00	143.83	170.00
900-999	183.00-191.00	188.68	191.00	800-899	142.50-185.00	164.45	185.00
800-899	130.00-193.00	174.00	193.00	600-699	125.00-182.50	160.00	182.50
700-799	192.00-217.50	200.55	220.00	500-599	120.00-190.00	160.24	200.00
600-699	187.50-240.00	214.17	24.00	400-499	155.00-210.00	181.11	210.00
500-599	185.00-260.00	213.00	280.00	300-399	125.00-240.00	179.17	240.00
400-499	195.00-230.00	210.77	340.00				
399-	215.00-295.00	250.83	350.00				

Stocker sale at: **Ontario Stockyards Inc: August 26, 2022 – 550 Stockers, 29 cows**

Steers	Price Range	Average	Top	Heifers	Price Range	Average	Top
1000+	171.50-196.50	183.29	196.50	900+	165.00-184.00	178.71	184.00
900-999	166.00-203.50	191.18	207.00	800-899	170.00-220.00	192.75	220.00
800-899	180.00-229.00	203.08	229.00	700-799	178.00-209.00	191.56	221.00
700-799	190.00-256.00	230.13	256.00	600-699	180.00-222.00	203.66	238.00
600-699	182.50-277.00	230.36	277.00	500-599	205.00-254.00	234.27	254.00
500-599	220.00-278.00	246.33	290.00	400-499	200.00-270.00	242.21	270.00
400-499	250.00-292.50	271.55	292.50	300-399	187.50-272.50	240.50	272.50
399-	250.00-320.00	285.56	320.00	Cows	100.00-135.00	115.10	135.00

Stocker sale at **Ottawa Livestock Exchange: August 26, 2022 – 94 Stockers**

Steers	Price Range	Average	Top	Heifers	Price Range	Average	Top
700-799	146.00-216.00	178.67	242.00	700-799	168.00-171.00	169.80	182.00
600-699	122.00-275.00	222.25	275.00	600-699	184.00-246.00	206.29	246.00
500-599	256.00-278.00	267.21	278.00	500-599	142.00-248.00	214.00	248.00
400-499	238.00-308.00	279.78	308.00	400-499	94.00-254.00	207.43	262.00

WEEKLY LIVE CATTLE EXPORTS-ONTARIO

	Week ending Aug 6, 2022	Week ending July 30, 2022	Year to Date
Total live slaughter cattle exported <i>through Ontario ports to the U.S.</i>	1,167	1,385	55,410
Steers & Heifers & Cows	1,079	1,269	51,867
Bulls	88	116	3,543

CANADIAN- FEDERALLY INSPECTED PROCESSING

	Week Ending Aug 20, 2022	# of hd change from week ago	YTD	% Change (Week Ago)	% Change (Year Ago)
Grand Total	67,307	+9,810	2,079,651	+17%	+1%
Western Processing	53,957	+9,741	1,647,952	+22%	+1%
Eastern Processing	13,350	+69	431,699	+1%	-0%

ONTARIO- FEDERALLY INSPECTED PROCESSING-Civic Holiday the previous week

	Week Ending Aug 20, 2022	# of hd change from week ago	YTD	% Change (Week Ago)	% Change (Year Ago)
Grand Total	12,080	+30	386,276	+0.2%	+0.2%

AVERAGE CARCASS WEIGHTS – CANADA

	Steers	Heifers
Aug 20, 2022	924	830
Aug 13, 2022	919	828
Aug 21, 2021	904	827

AVERAGE CARCASS WEIGHTS – ONTARIO

	Steers	Heifers
Aug 20, 2022	938	823
Aug 13, 2022	943	824
Aug 21, 2021	931	815

USDA ESTIMATED CATTLE PROCESSING VOLUME

	Week Ending Aug 27 2022	Previous Week	Year Ago
Grand Total	678,000	661,000	653,000

QUEBEC ELECTRONIC AUCTION MARKET (F.O.B. THE FEEDLOT)

	Price	Change from Last Week
For the week ending Aug 25, 2022	Not available	-

ALBERTA DIRECT TRADE

Alberta's direct trade: for the week ending Aug 25, 2022

Steers	Live FOB	N/T	Rail FOB	298.50-300.50
Heifers	Live FOB	N/T	Rail FOB	298.50-300.50

U.S. TRADE (U.S. funds)

The U.S. cash cattle trade: for the week ending Aug 25, 2022

Choice and Select Steers and Heifers:	Live	138.00-150.00
	Rail	230.00-238.00

U.S. BOXED BEEF CUT-OUT VALUES (U.S. funds)

	Choice 600-900	Select 600-900
Current Five Day Average	263.59	238.05

BEEF EXPORTS – CANADA

	United States	Change from last year YTD	Mexico	Change from last year YTD
	Jan 1- Jun 30/2022		Jan 1- Jun 30/2022	
Total	172,511 tonnes	+5% or + 7,430 tonnes	12,459 tonnes	+7% or + 861 tonnes
	Japan	Change from last year YTD	South Korea	Change from last year YTD
	Jan 1- Jun 30/2022		Jan 1- Jun 30/2022	
Total	34,615 tonnes	+26% or + 7,191 tonnes	12,014 tonnes	+1589% or + 7,363 tonnes

LIVE CATTLE – CANADA

IMPORTS	Import % change from 2020 YTD	EXPORTS	Export % change from 2021 YTD
Jan 1- Jun 30/2022		Jan 1- Aug 6/22	
Pure bred	8,393 -6%	Slaughter steers & heifers & cows	293,463 +21%
Non-pure bred	101,650 -52%	Feeder cattle & calves	147,032 +142%
		Bulls	22,076 +8%

BEEF PRODUCTION – CANADA

	<i>Jan 1 – Aug 13/22</i>	<i>Last Year Same Time</i>	<i>% Change</i>
Fed	692,072 tonnes	685,722 tonnes	+1%
Non-fed	97,451 tonnes	95,871 tonnes	+2%

BEEF IMPORTS – CANADA

	<i>Jan 1 – Aug 13/22</i>	<i>Last Year Same Time</i>	<i>% Change</i>
United States	66,426 tonnes	63,622 tonnes	+4%
Non-CUSMA	21,210 tonnes	23,639 tonnes	-10%
EU-27 (beef/veal total)	8,606 tonnes	8,346 tonnes	+3%
Total	104,272 tonnes	103,383 tonnes	+1%

CHICAGO MERCANTILE EXCHANGE

Closing quotes on futures **today** were as follows:

Live Cattle			Feeder Cattle			Corn		
Aug	140.80	-0.30	Aug	182.20	-2.05	Sep	6.686	+11.2
Oct	143.05	-0.60	Sep	183.40	-2.12	Dec	6.642	+14.2
Dec	149.10	-0.80	Oct	185.17	-1.90	Mar	6.696	+13.6
Feb	153.90	-0.77	Nov	186.15	-1.65	May	6.704	+13.6
Apr	157.72	-0.60	Jan	188.22	-1.45	Jul	6.670	+14.0
Jun	153.35	-0.42	Mar	191.42	-1.22	Sep	6.252	+10.2
Soybeans			Soft Red Winter Wheat			Canadian \$		
Sep	16.052	+52.6	Sep	7.846	+15.0	Spot	76.76	-0.53
Nov	14.612	+30.0	Dec	8.052	+16.2	Sep	76.74	-0.53
Jan	15.654	+29.2	Mar	8.214	+17.0	Dec	76.72	-0.53
Mar	14.650	+27.2	May	8.304	+16.6	Mar	76.75	-0.53
May	14.646	+26.2	Jul	8.316	+17.6	Jun	76.76	-0.53
Jul	14.614	+25.2	Sep	8.380	+19.0	Sep	76.76	-0.52

Beef Farmers of Ontario, 130 Malcolm Road, Guelph, ON N1K 1B1 Phone: (519) 824-0334 Fax: (519) 824-9101 or email: markets@ontariobeef.com

ONTARIO STOCKER & FEEDER TRADE SPECIAL FALL SALES

Aug 27 8:00 am	Stratton-Rainy River Cattlemens Association	Fall Stocker Sale, Cows, Bulls Etc
Aug 31 12:00 pm	Aylmer Stockyards Inc	Special Stocker Sale
Aug 31 1:00 pm	Vankleek Hill Livestock Exchange	Special Stocker Sale
Sep 2 7:00 pm	Cargill Auction Market	Char & Exotic Cross Yearling Sale
Sep 3 1:00 pm	Maple Hill Auctions Ltd	Ontario Autumn Angus Classic
Sep 10 1:00 pm	Maple Hill Auctions Ltd	Ontario Autumn Simmental Classic
Sep 16 11:00 am	Community Livestock Exchange (Hoards)	Quinte Cattlemen's Fall Stocker Sale

Comments for the week ending August 25, 2022

Receipts of fed steers and heifers sold through auction markets this week were at 311 head, up 109 from last week and 111 more than last year at this time. Fed steers ranged from \$170.76-\$188.61 averaging \$179.91 down \$3.03 cwt from last week but \$23.14 stronger than year ago prices. Fed heifers sold from \$163.42-\$185.26 averaging \$174.43 down \$0.71 from the previous week but \$23.92 above this time last year. Auction markets reported trade as active at prices steady and firm to fully steady.

The Ontario railgrade market started out the previous Friday at a complete standstill and continued that way until Tuesday. On Tuesday, Wednesday and Thursday trade was reported at \$306.00 dressed for steers and \$305.00-\$306.00 cwt for heifers with delivery the week of September 12th. Prices are fully steady to three weeks ago which was the last time a price was established. This week's average price is up \$44.75 cwt from the same time last year.

The Boxed Beef Report by Kevin Grier cites Canadian Buyer Activity: "Canadian movement at both retail and foodservice has been encouraging. Features have been performing as good or better than planned. That all translates into good spot market business the last few weeks for retail, foodservice and distribution. Added activity is noted for Labor Day coverage. Buys are mostly done for Thanksgiving. Those ads and fall ads in general indicate that beef is back in favor for the flyer. Foodservice buyers are more cautious than usual for longer term coverage, but ongoing turn purchases are robust."

There were 2,019 fed/cull cows sold through auction markets this week up 185 head from last week and 162 more than this time last year. Cows sold from \$79.58-\$121.15 averaging \$98.35 down \$1.74 from last week but \$19.79 stronger than year ago prices. Auction markets reported beef cows as steady to stronger to start and as the week progressed, they were holding steady. Dairy cows were noted as steady to start but by Tuesday were slightly lower to easier and by week's end prices were steady to stronger. There were 436 beef cows sold this week down 61 head from last week, averaging \$110.90 up \$0.26 from the previous week's weighted average beef cow price.

2,593 stocker and feeder cattle sold through Ontario auction markets this week down 354 head from last week and 600 fewer than this time last year, but special fall sales are starting this weekend and weekly volumes will ramp up through the fall. Auction markets reported trade this week as active and strong with higher prices. Medium quality cattle were reported as steady. Actual average prices this week for steers 400-500 lbs were up \$0.97, 500-600 lbs were down \$6.33, 600-700 lbs down \$6.87, 700-800 lbs down \$5.21, 800-900 lbs down \$0.30, 900-1000 lbs down \$7.02 and steers 1000 lbs plus averaged \$0.89 higher than last week on average. Heifers from 300-400 lbs were down \$26.92 from last week, 400-500 lbs down \$6.77, 500-600 lbs down \$6.47, 600-700 lbs down \$12.21, 700-800 lbs up \$19.54, 800-900 lbs up \$4.77 and heifers 900 lbs and over averaged \$4.45 stronger than last week's weighted average prices.

Alberta direct trade was light with Canfax noting trade from \$300.00-\$302.00 delivered on a dressed basis which is steady to \$2.00 stronger than the previous week. Canfax notes: "All three western Canadian packers are active on the cash market. Lift times were all over the map depending on which packer bought the cattle. Two packers were buying cattle for September delivery while the other was buying cattle for early October delivery. Tentatively new annual price highs were established this week. A good percentage of this week's cash offering was marketed, and we should not be dealing with too many carry over cattle heading into next week."

The U.S. cash cattle trade the week ending August 19th was stronger in all feeding states. Business in the south range from \$138.00-\$143.00 live, mostly \$142.00 up \$2.00 cwt from the previous week's trade. In the north some live trade saw a wide range from \$146.00-\$153.00, mostly \$148.00-\$150.00 up \$2.00 while dressed deals ranged from \$230.00-\$239.00. Overall average prices reported by the USDA Mandatory Price Report saw live steers averaging \$146.88 up \$2.49 cwt with heifers averaging \$144.53 up \$0.83. On the rail, steers averaged \$234.23 up \$4.30 cwt with heifers averaging \$233.92 up 4.06.

This week the U.S. cash cattle trade was quiet on Monday but light to moderate on both Tuesday and Wednesday in all feeding states. Business in the south was reported from \$138.00-\$143.00, majority at \$142.00 live which is fully steady to last week. In the north some live deals were from \$146.00-\$149.00, mainly \$148.00 which is about steady while dressed deals have ranged from \$232.00-\$236.00, mostly \$232.00-\$234.00, steady to \$2.00 cwt lower. Thursday, trade was scattered with prices a touch easier than the week's sales. Deals in the north were from \$144.00-\$148.00 live and \$230.00 dressed, which is \$2.00-\$4.00 lower while a few deals in the south were noted at \$141.00 live, down \$1.00 from early week sales. Today the market is quiet and it appears that business for the week has been completed.