



Weekly Market Information Report for the week ending Thursday, September 1, 2022

The following information is collected from various sources and disseminated by Beef Farmers of Ontario.

ONTARIO DIRECT TO PACKER RAILGRADE CATTLE TRADE

Prices are on a carcass weight basis before grade and weight discounts. Weekly Range:

A Grade Steers	306.00
A Grade Heifers	305.00-306.00

ONTARIO LIVE CATTLE TRADE

Ontario auction sales this week saw weighted average price ranges for:

FED CATTLE	Volume	Price Range	Average	Top	Last Week Avg
Large Frame Steers +1250	68	174.86-188.61	183.12	199.00	182.57
Medium Frame Steers +1250	95	167.71-185.42	177.73	191.99	176.76
Large & Medium Frame Steers +1250	163	171.69-187.95	180.64	199.00	179.91
Large Frame Heifers +1000	67	164.62-184.30	177.91	197.50	174.33
Medium Frame Heifers +1000	83	162.77-183.83	174.44	198.00	173.97
Large & Medium Frame Heifers +1000	150	162.68-185.43	176.66	198.00	174.43
Fed steers, Dairy & Dairy Cross +1250	37	125.46-147.49	138.37	158.00	150.69
Fed heifers, Dairy & Dairy Cross +1000	109	108.19-147.00	130.86	155.00	130.45
Cows - All Weights	1,666	80.17-122.27	99.67	191.00	98.35
Bulls - All Weights	152	103.67-144.02	124.00	178.00	131.12

STOCKERS - Large and Medium Frame

STEERS	Volume	Price Range	Average	Top	Last Week Avg
1000+	739	200.90-225.46	212.85	232.50	207.73
900-999	601	214.39-234.65	224.83	244.50	214.20
800-899	203	191.77-236.58	222.37	250.50	219.65
700-799	182	183.05-233.16	211.08	267.00	223.57
600-699	212	196.76-261.67	236.74	299.00	225.51
500-599	159	192.87-274.57	235.84	312.50	245.99
400-499	79	203.66-284.06	250.19	365.00	255.25
-399	68	172.35-281.08	219.81	365.00	262.64

STOCKERS - Large and Medium Frame

HEIFERS	Volume	Price Range	Average	Top	Last Week Avg
+900	403	184.27-204.23	193.44	225.00	177.72
800-899	336	175.49-209.79	200.04	235.00	191.79
700-799	162	163.61-207.42	190.13	236.00	187.58
600-699	212	153.68-206.53	186.92	231.00	194.99
500-599	136	169.66-225.55	201.83	261.00	198.91
400-499	93	178.29-237.46	212.85	268.00	218.96
300-399	25	181.40-224.52	199.77	243.99	205.88
-299	16	131.25-209.37	170.31	230.00	164.15

At Kawartha Lakes Community Sale Barn: August 27, 2022 – 136 cows, 11 bulls, 28 veal, 8 fed cattle

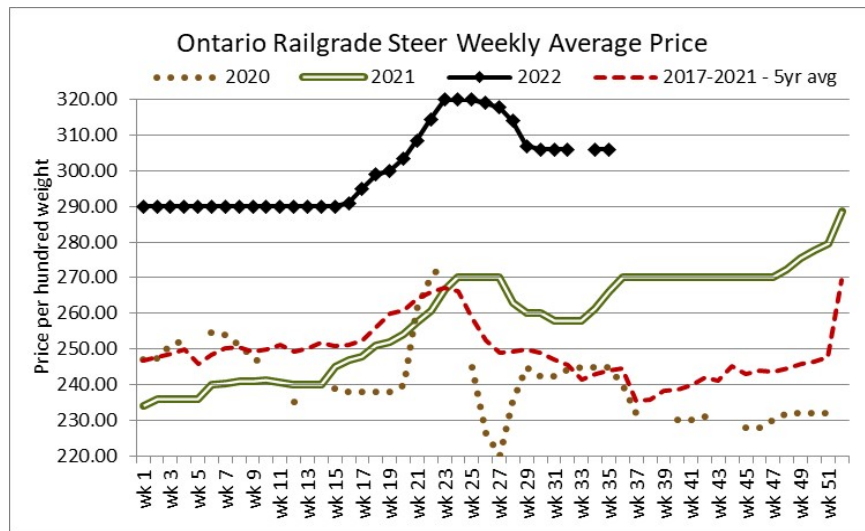
	Price Range	Avg.	Top
Cows	80.00-126.00	100.29	136.00
Bulls – under 1600 lbs	113.00-148.00	124.56	148.00
Bulls – over 1600 lbs	142.00-158.00	147.40	158.00

Denfield Livestock Exchange Inc., August 30, 2022: 107 Fed Cattle, 41 Veal, 37 Cows, 10 Bulls

	Price Range	Average	Top
Large & Medium Frame Fed Steers +1250 lbs	181.75-189.00	185.06	199.00
Large & Medium Frame Fed Heifers +1000 lbs	180.00-194.00	186.25	198.00
Cows	87.00-116.00	99.42	116.00
Bulls under 1600 lbs	75.00-140.00	109.31	150.50
Veal calves 600 lbs +	142.00-168.00	159.32	168.50

At Aylmer Stockyards Inc.: August 31, 2022 – 20 veal, 108 Cows, 73 fed cattle, 2 bulls

	Price Range	Average	Top
Large & Medium Frame Fed Steers 1250+ lbs	155.00-191.99	172.19	191.99
Fed Heifers, Dairy & Dairy Cross 1000 lbs +	92.00-155.00	132.49	155.00
Cows	76.00-129.49	98.59	129.49
Veal 600+ lbs	114.99-182.49	159.80.	182.49



ONTARIO STOCKER & FEEDER TRADE

Stocker sale at Brussels Livestock: August 26, 2022 – 927 Stockers

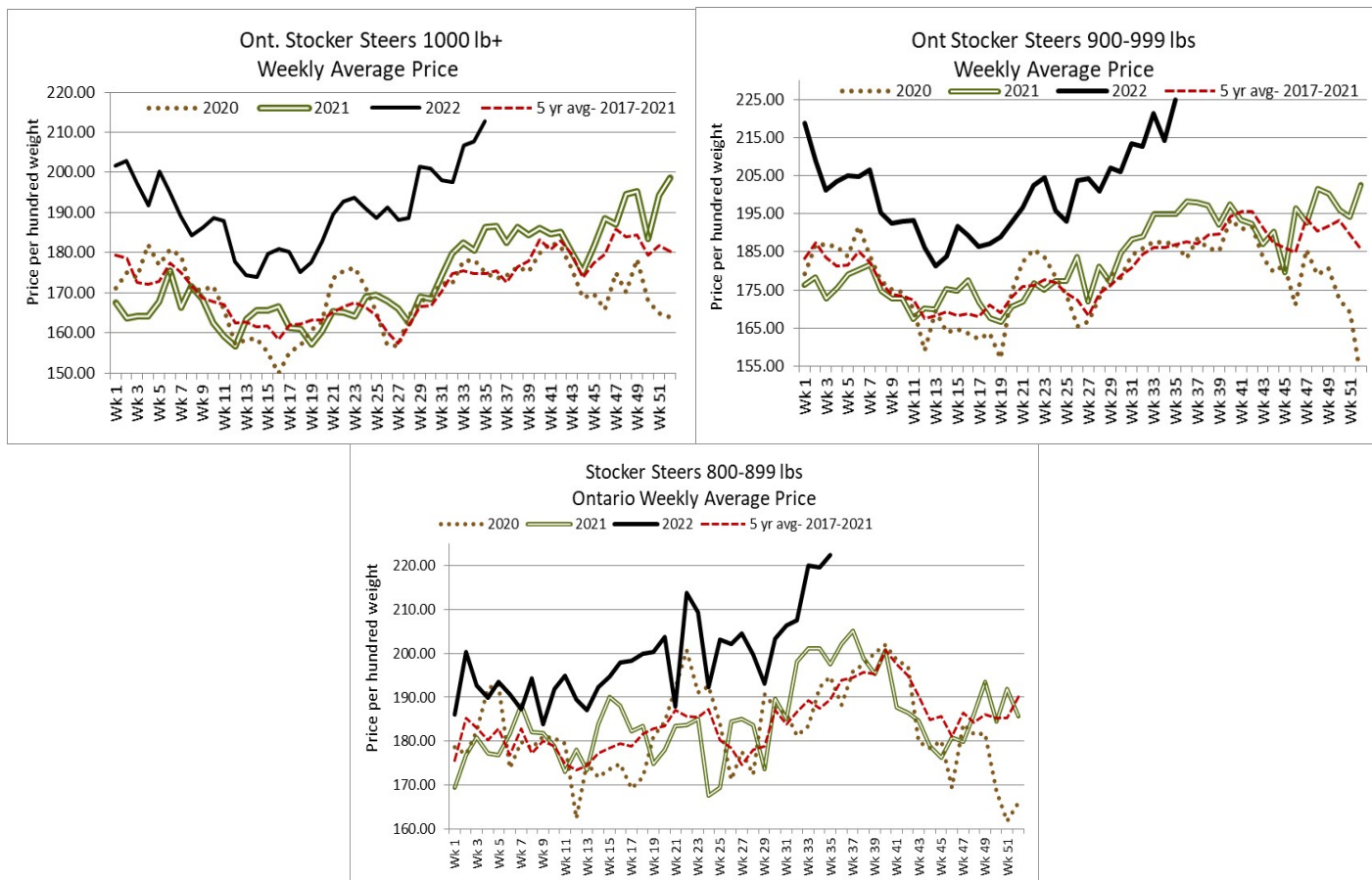
Steers	Price Range	Average	Top	Heifers	Price Range	Average	Top
1000+	187.00-210.50	198.35	216.00	900+	176.00-197.25	185.05	199.00
900-999	199.00-227.00	214.76	232.00	800-899	176.00-202.25	190.09	202.25
800-899	194.00-237.50	227.00	237.50	700-799	149.00-206.00	185.57	206.00
700-799	198.00-241.00	218.07	241.00	600-699	134.00-205.00	187.38	207.00
600-699	214.00-253.50	237.85	254.00	500-599	205.00-233.00	224.20	233.00
500-599	209.00-252.50	225.42	260.00	400-499	172.50-253.00	241.46	253.00
400-499	182.00-311.50	264.94	311.50				

Stocker sale at Kawartha Lakes Community Sales Barn: August 27, 2022 – 107 Stockers

Steers	Price Range	Average	Top	Heifers	Price Range	Average	Top
800-899	156.00-207.00	183.00	207.00	700-799	175.00-200.00	190.80	200.00
700-799	145.00-215.00	184.96	215.00	600-699	168.00-204.50	188.30	204.50
600-699	145.00-240.00	212.46	240.00				

Stocker sale at: Community Livestock Exchange: August 30, 2022 – 119 Stockers

Steers	Price Range	Average	Top	Heifers	Price Range	Average	Top
700-799	162.99-212.00	188.30	212.00	700-799	156.00-189.99	175.49	189.99
600-699	132.49-245.80	214.99	245.80	600-699	105.00-189.99	153.20	189.99
500-599	114.99-250.00	187.40	275.00	500-599	119.99-197.50	159.09	237.00
400-499	185.00-310.00	288.30	310.00	400-499	252.49-260.00	254.99	260.00



Stocker sale at: **Keady Livestock Market: August 30, 2022 – 743 Stockers**

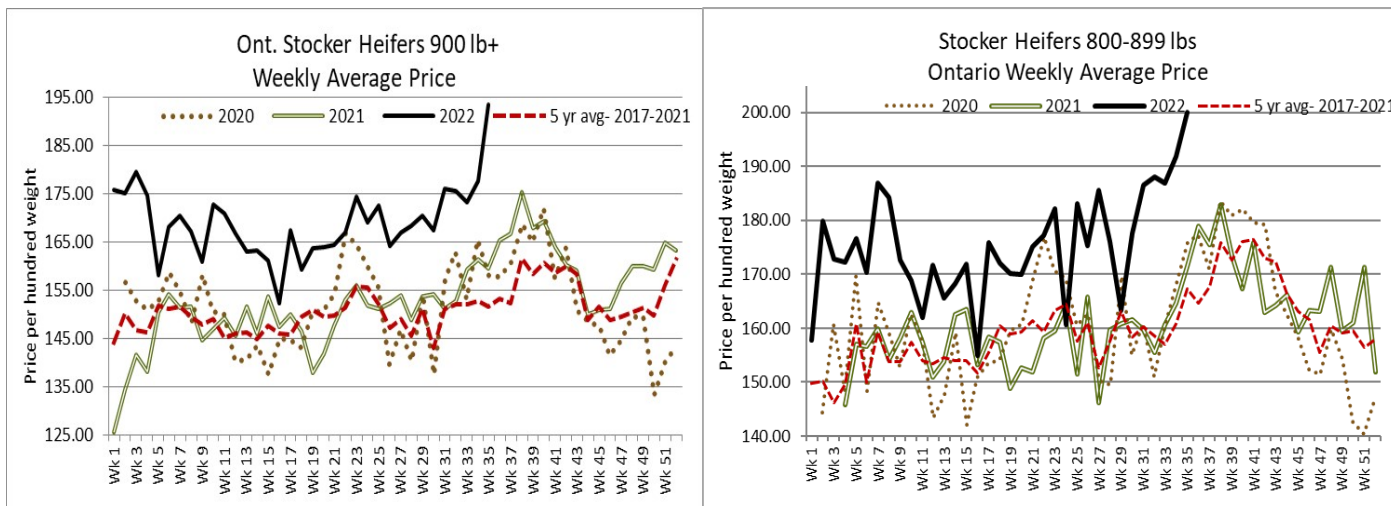
Steers	Price Range	Average	Top	Heifers	Price Range	Average	Top
1000+	206.00-228.00	217.48	228.00	900+	219.00-225.00	220.71	225.00
900-999	224.00-239.00	233.92	239.00	800-899	184.00-224.50	218.34	235.00
800-899	210.00-248.00	235.47	248.00	700-799	172.00-236.00	221.23	236.00
700-799	215.00-246.00	238.54	267.00	600-699	172.50-202.00	193.37	202.00
600-699	235.00-299.00	289.12	299.00	500-599	188.00-261.00	242.62	261.00
500-599	210.00-295.00	252.86	295.00	400-499	207.00-268.00	231.86	268.00
400-499	300.00-365.00	332.50	365.00				

Stocker sale at: **Renfrew Pontiac Livestock: August 30, 2022 – 110 Stockers**

Steers	Price Range	Average	Top	Heifers	Price Range	Average	Top
800-899	206.00-225.00	218.59	225.00	700-799	153.00-204.00	176.00	204.00
700-799	180.00-260.00	224.80	260.00	600-699	151.00-225.00	208.19	225.00
600-699	193.99-285.00	250.80	285.00	500-599	214.99-235.00	225.89	235.00
500-599	220.00-293.00	265.89	293.00	300-399	220.00-243.99	233.49	243.99
400-499	247.50-304.99	293.80	304.99				

Stocker sale at **Aylmer Stockyards Inc, August 31, 2022 – 113 stockers**

Steers	Price Range	Average	Top	Heifers	Price Range	Average	Top
900-999	179.00-204.00	186.20	204.00	900+	164.50-173.99	168.79	173.99
800-899	169.99-220.99	200.59	220.99	800-899	147.50-177.49	168.79	177.49
700-799	151.00-200.00	173.79	200.00	600-699	144.99-210.00	166.79	210.00
600-699	165.99-198.99	183.09	198.99				
500-599	160.00-241.99	185.89					



Stocker sale at **Ontario Livestock Exchange, August 31, 2022 – 736** stockers

Steers	Price Range	Average	Top	Heifers	Price Range	Average	Top
1000+	210.00-232.50	220.33	232.50	900+	Not enough sold		
900-999	222.00-244.50	229.94	244.50				
800-899	201.00-250.50	240.70	250.50				
700-799	205.00-231.00	225.40	231.00				
600-699	282.50-292.50	283.75	292.50				
500-599	306.00-312.50	208.89	312.50				

Stocker sale at **Vankleek Livestock Exchange, August 31, 2022 – 294** stockers

Steers	Price Range	Average	Top	Heifers	Price Range	Average	Top
800-899	185.00-235.00	211.02	235.00	800-899	165.00-192.50	178.87	192.50
700-799	185.00-242.50	211.70	252.50	700-799	167.50-207.50	184.72	207.50
600-699	182.50-257.50	220.49	279.00	600-699	160.00-220.00	192.06	220.00
500-599	170.00-279.00	228.33	292.50	500-599	122.50-227.50	168.08	227.50
400-499	185.00-327.50	266.87	327.50	400-499	135.00-255.00	188.43	255.00
399-	267.50-337.50	304.05	337.50				

WEEKLY LIVE CATTLE EXPORTS-ONTARIO

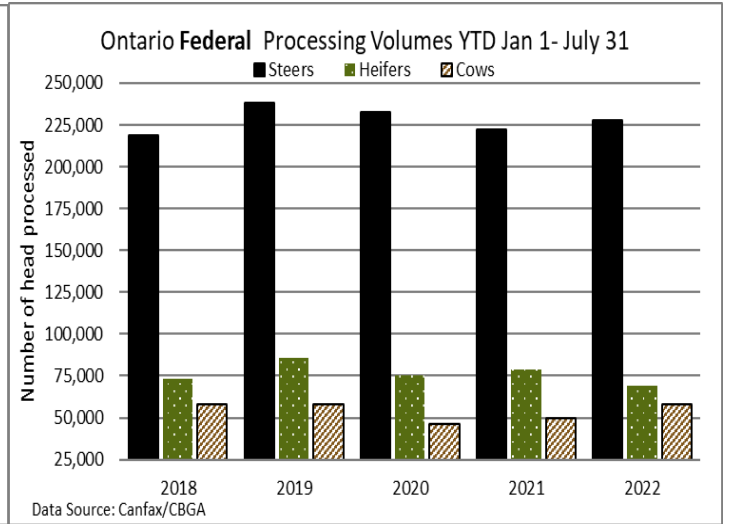
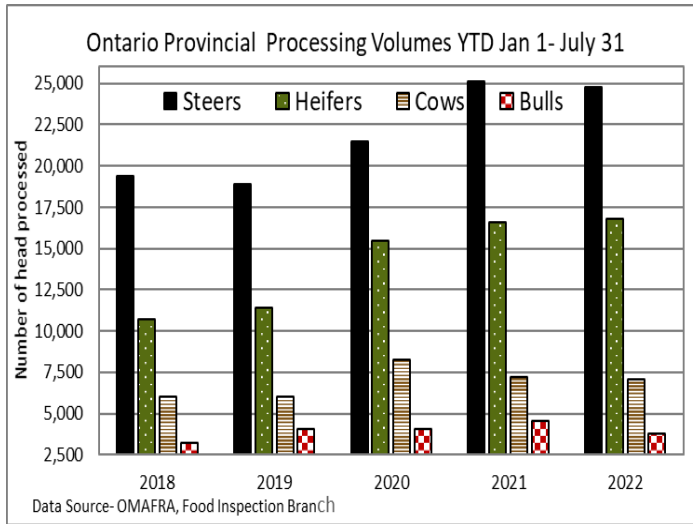
	Week ending Aug 13, 2022	Week ending Aug 6, 2022	Year to Date
Total live slaughter cattle exported through Ontario ports to the U.S.	1,484	1,167	56,894
Steers & Heifers & Cows	1,382	1,079	53,249
Bulls	102	88	3,645

CANADIAN- FEDERALLY INSPECTED PROCESSING

	Week Ending Aug 27, 2022	# of hd change from week ago	YTD	% Change (Week Ago)	% Change (Year Ago)
Grand Total	64,892	-2,415	2,144,543	-4%	+0%
Western Processing	51,767	-2,190	1,699,719	-4%	+1%
Eastern Processing	13,125	-225	444,824	-2%	-0%

ONTARIO- FEDERALLY INSPECTED PROCESSING

	Week Ending Aug 27, 2022	# of hd change from week ago	YTD	% Change (Week Ago)	% Change (Year Ago)
Grand Total	11,990	-90	398,266	-0.7%	-0%



AVERAGE CARCASS WEIGHTS – CANADA

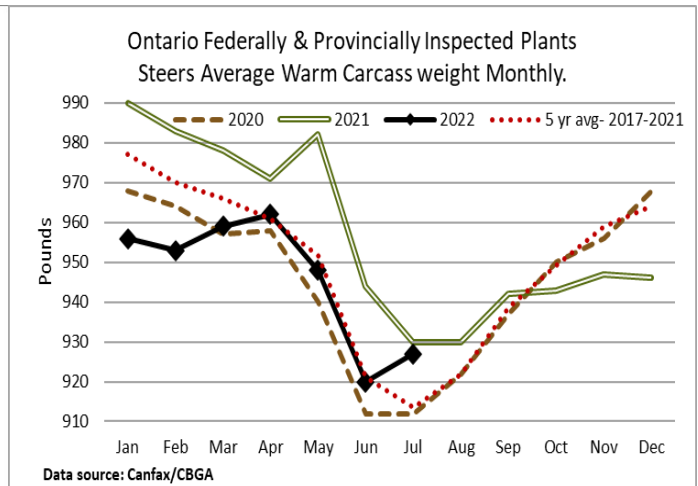
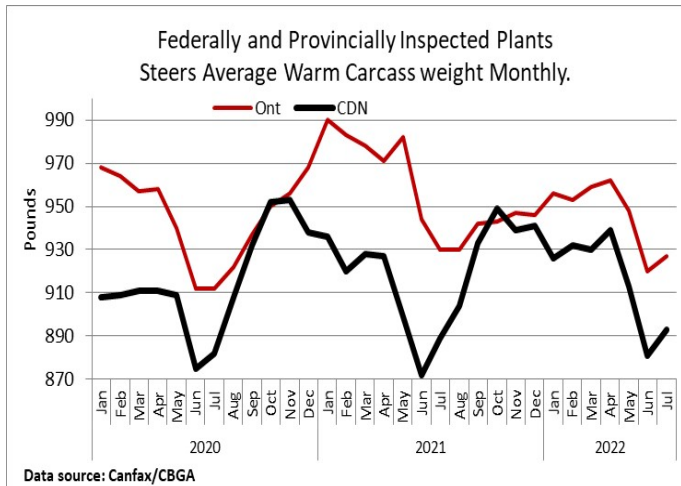
Aug 27, 2022
Aug 20, 2022
Aug 28, 2021

Steers

927
 924
 906

Heifers

829
 830
 818



AVERAGE CARCASS WEIGHTS – ONTARIO

Aug 27, 2022
Aug 20, 2022
Aug 28, 2021

Steers

939
 938
 937

Heifers

803
 823
 825

USDA ESTIMATED CATTLE PROCESSING VOLUME

	Week Ending Sept 3, 2022	Previous Week	Year Ago
Grand Total	638,000	678,000	621,000

QUEBEC ELECTRONIC AUCTION MARKET (F.O.B. THE FEEDLOT)

For the week ending Sept 1, 2022	Price	Change from Last Week
	Not available	-

ALBERTA DIRECT TRADE

Alberta's direct trade: for the week ending Sept 1, 2022

Steers	Live FOB	N/T	Rail FOB	299.00-302.50
Heifers	Live FOB	N/T	Rail FOB	300.50

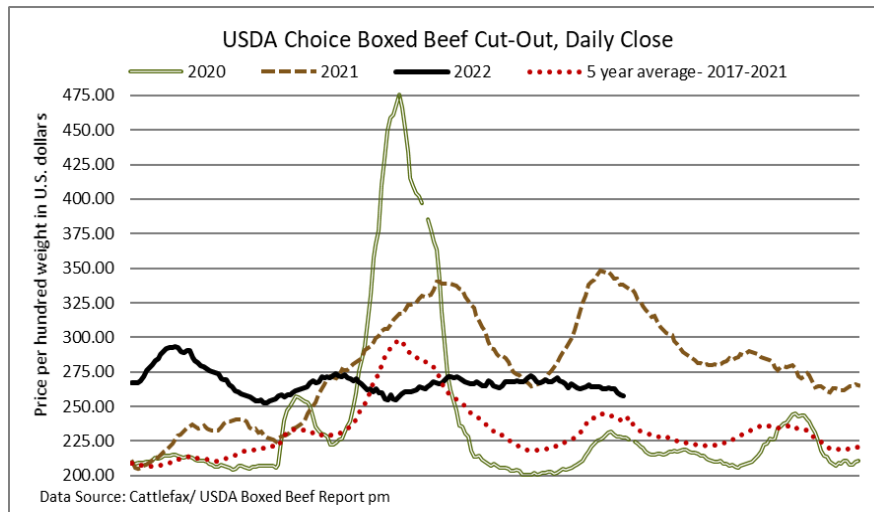
U.S. TRADE (U.S. funds)

The U.S. cash cattle trade: for the week ending Sept 1, 2022

Choice and Select Steers and Heifers:	Live	136.00-147.00
	Rail	225.00-234.00

U.S. BOXED BEEF CUT-OUT VALUES (U.S. funds)

	Choice	Select
	600-900	600-900
Current Five Day Average	260.40	239.11



BEEF EXPORTS – CANADA (AAFC)

United States	Change from last year YTD	Mexico	Change from last year YTD
Jan 1- Jun 30/2022		Jan 1- Jun 30/2022	
Total	172,511 tonnes	+5% or + 7,430 tonnes	12,459 tonnes
			+7% or + 861 tonnes
Japan	Change from last year YTD	South Korea	Change from last year YTD
Jan 1- Jun 30/2022		Jan 1- Jun 30/2022	
Total	34,615 tonnes	+26% or + 7,191 tonnes	12,014 tonnes
			+1589% or + 7,363 tonnes

LIVE CATTLE – CANADA (AAFC)

IMPORTS	Import % change	EXPORTS	Export % change
	from 2020 YTD		from 2021 YTD
Jan 1- Jun 30/2022		Jan 1- Aug 13/22	
Pure bred	8,393	-6%	Slaughter steers & heifers & cows
Non-pure bred	101,650	-52%	Feeder cattle & calves
			Bulls
			301,245
			149,647
			23,087
			+19%
			+134%
			+6%

BEEF PRODUCTION – CANADA (AAFC)

	Jan 1 – Aug 20/22	Last Year Same Time	% Change
Fed	716,391 tonnes	709,900 tonnes	+1%
Non-fed	100,030 tonnes	98,612 tonnes	+1%

BEEF IMPORTS – CANADA (AAFC)

	Jan 1 – Aug 20/22	Last Year Same Time	% Change
United States	68,635 tonnes	65,245 tonnes	+5%
Non-CUSMA	21,450 tonnes	23,825 tonnes	-10%
EU-27 (beef/veal total)	8,777 tonnes	9,266 tonnes	-5%
Total	107,272 tonnes	106,120 tonnes	+1%

CHICAGO MERCANTILE EXCHANGE

Closing quotes on futures **today** were as follows:

Live Cattle			Feeder Cattle			Corn		
Oct	144.55	+1.75	Sep	183.87	+0.72	Sep	6.690	+10.6
Dec	150.25	+1.67	Oct	184.95	+0.60	Dec	6.656	+7.6
Feb	154.37	+1.22	Nov	186.25	+0.55	Mar	6.712	+7.4
Apr	158.02	+0.75	Jan	187.07	+0.67	May	6.724	+6.4
Jun	154.05	+0.70	Mar	189.10	+0.82	Jul	6.672	+5.6
Aug	153.90	+0.67	Apr	192.12	+0.77	Sep	6.276	+8.0
Soybeans			Soft Red Winter Wheat			Canadian \$		
Sep	15.104	+37.6	Sep	7.930	+17.4	Spot	76.18	+0.23
Nov	14.204	+25.6	Dec	8.110	+16.6	Sep	76.16	+0.24
Jan	14.252	+25.4	Mar	8.272	+16.0	Dec	76.14	+0.23
Mar	14.280	+25.4	May	8.372	+16.2	Mar	76.17	+0.23
May	14.294	+25.0	Jul	8.384	+15.4	Jun	76.19	+0.22
Jul	14.270	+23.6	Sep	8.452	+15.4	Sep	76.17	+0.21

Beef Farmers of Ontario, 130 Malcolm Road, Guelph, ON N1K 1B1 Phone: (519) 824-0334 Fax: (519) 824-9101 or email: markets@ontariobeef.com

ONTARIO STOCKER & FEEDER TRADE SPECIAL FALL SALES

Sep 2	7:00 pm	Cargill Auction Market	Char & Exotic Cross Yearling Sale
Sep 3	1:00 pm	Maple Hill Auctions Ltd	Ontario Autumn Angus Classic
Sep 10	1:00 pm	Maple Hill Auctions Ltd	Ontario Autumn Simmental Classic
Sep 16	11:00 am	Community Livestock Exchange (Hoards)	Quinte Cattlemen's Fall Stocker Sale
Sep 20	10:00 am	Thessalon-Algoma Livestock Co-op Sales	Yearling Sale, Farmer Lots & Comingled
Sep 24	11:00 am	Denfield Livestock Exchange	Vaccinated Calves & Yearlings-Off Grass
Sep 24	8:00 am	Stratton-Rainy River Cattlemen's Sale	Stocker Sale- Cows & Bulls To Start

Comments for the week ending September 1, 2022

313 fed steers and heifers sold through auction markets this week which is fully steady to last week and 85 more than the same time last year. Fed steers ranged from \$171.69-\$187.95 averaging \$180.64 up \$0.73 from last week and \$20.17 above year ago prices. Heifers sold from \$162.38-\$185.43 averaging \$176.66 up \$2.23 from last week and \$24.75 stronger than last year at this time. Auction markets reported trade as active at steady to fully steady prices.

The Ontario railgrade market held fully steady to the previous week with steers reported at \$306.00 dressed and heifers from \$305.00-\$306.00 with delivery mainly the week of September 19th with just a few the week of September 12th. Railgrade prices have held steady since the week ending July 28, 2022 and this week's average price is \$40.00 cwt stronger than last year at this time. Last year during the first week of September, the railgrade price increased to \$270.00 dressed for steers and held fully steady at this price until the week ending November 26, 2021, when prices started to increase.

1,666 fed/cull cows sold through auction markets this week down 353 head from last week and 154 fewer than last year at this time. Cows ranged from \$80.17-\$122.27 averaging \$99.67 cwt, up \$1.32 from the previous week and \$19.62 stronger than year ago prices. Auction markets reported trade as active on strong

demand with prices steady to higher early week with one market noting prices slightly lower according to quality. The market ended the week steady to early week increases and up to \$3.00 cwt higher. 426 beef cows sold this week, down 10 from last week, averaging \$110.91 which is fully steady to last week's weighted average beef cow price.

The Federally Inspected processing volume in Ontario as of August 27, 2022 is sitting at 398,266 head which is fully steady to the same time last year, but up 3.7% from the same time in 2020. Of that volume, steers total 256,101 head processed up 1% from August 27, 2021 and 1% higher than in 2020. Heifer volumes are down 13.5% from August 27, 2021 at 76,109 head and 4% fewer than 2020. Cow processing numbers are up 11.8% from August 27, 2021 at 63,420 head year-to-date, and also up 23.7% from August 27, 2020.

Stocker and feeder cattle volumes are starting to seasonally increase with 3,626 head sold this week up 1,033 from the previous week and 857 more than the same week last year. Auction markets reported calves as steady to start but by mid-week spring born calves were noted as stronger with keen buyer interest. By week's end calves were steady on a medium quality offering. Grass cattle were steady to strong, up \$2.00-\$3.00 cwt this week. Yearlings were noted as selling on a good strong note with yearlings steers steady to stronger and yearling heifers, stronger to \$3.00-\$5.00 cwt higher. Actual average prices saw steers 400-500 lbs down \$5.06 from the previous week on average, 500-600 lbs down \$10.15, 600-700 lbs up \$11.23, 700-800 lbs down \$12.49, 800-900 lbs up \$2.72, 900-1000 lbs up \$10.63 and steers 1000 lbs and over averaged \$5.12 higher than last week. Heifers from 300-400 lbs were down \$6.11 cwt on light receipts, 400-500 lbs down \$6.11, 500-600 lbs up \$2.92, 600-700 lbs down \$8.07, 700-800 lbs up \$2.55, 800-900 lbs up \$5.25 and heifers 900 lbs and over averaged \$15.72 higher than last week's weighted average prices.

Alberta direct trade was active with sales reported by Canfax from \$302.00-\$304.00 delivered on a dressed basis, up \$2.00-\$4.00 from last week's trade. Canfax reports: "Competition on the cash market remains decent with both major packers buying cattle. Packers are getting fewer grid cattle turned into them, as a result this has improved buying interest on the cash market. Cattle that traded were being scheduled for late September/early October delivery. In some instances, cattle were being bought flat with no heavy weight carcass discounts."

The U.S. cash cattle trade the week ending August 26th was light to moderate with business in the south from \$138.00-\$143.00, majority at \$142.00 live which is fully steady to the previous week. In the north some live deals were reported from \$144.00-\$149.00, mainly \$146.00, while dressed deals ranged from \$230.00-\$236.00, mostly \$232.00-\$233.00, down \$1.00-\$2.00 cwt on average. Overall prices for the week reported by the USDA Mandatory Price Report saw live steers weekly weighted average price at \$144.79 down \$2.09 from the previous week while heifers averaged \$143.92 live down \$0.61. On the rail steers averaged \$232.88 dressed down \$1.35 with heifers averaging \$232.52 down \$1.40 from the previous week's trade.

This week the U.S. cash cattle trade was light as sellers resisted the lower bids. Prices in the south ranged from \$136.00-\$142.00 live, majority at \$141.00 which is \$1.00 cwt easier than last week. In the north some trade was reported on a live basis from \$143.00-\$147.00, mainly \$143.00-\$145.00 down \$1.00-\$3.00 on average. Dressed trade in the north ranged from \$225.00-\$234.00, with majority from \$228.00-\$230.00 which is down \$3.00-\$5.00 cwt. Today the market is quiet and it appears the bulk of business is completed.