



## Weekly Market Information Report for the week ending Thursday, September 8, 2022

The following information is collected from various sources and disseminated by Beef Farmers of Ontario.

### ONTARIO DIRECT TO PACKER RAILGRADE CATTLE TRADE

Prices are on a carcass weight basis before grade and weight discounts. Weekly Range:

A Grade Steers	306.00
A Grade Heifers	305.00-306.00

### ONTARIO LIVE CATTLE TRADE

Ontario auction sales this week saw weighted average price ranges for:

FED CATTLE	Volume	Price Range	Average	Top	Last Week Avg
Large Frame Steers +1250	38	167.97-185.88	179.04	192.75	183.12
Medium Frame Steers +1250	63	174.31-183.33	180.53	197.00	177.73
Large & Medium Frame Steers +1250	101	174.15-186.48	181.05	197.00	180.64
Large Frame Heifers +1000	33	176.88-183.07	180.67	188.25	177.91
Medium Frame Heifers +1000	56	166.98-182.76	175.51	189.00	174.44
Large & Medium Frame Heifers +1000	89	170.60-183.38	178.21	189.00	176.66
Fed steers, Dairy & Dairy Cross +1250	28	145.43-160.89	154.50	164.00	138.37
Fed heifers, Dairy & Dairy Cross +1000	90	109.08-143.96	130.86	153.00	130.86
Cows - All Weights	1,609	81.93-123.52	101.59	147.99	99.67
Bulls - All Weights	127	119.28-145.52	133.91	170.00	124.00

#### STOCKERS - Large and Medium Frame

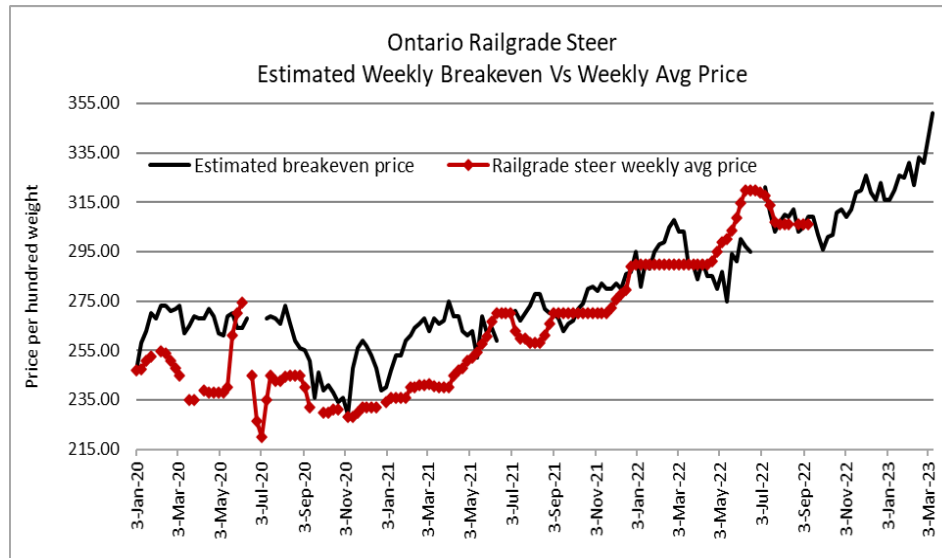
STEERS	Volume	Price Range	Average	Top	Last Week Avg
1000+	762	204.00-226.53	215.46	232.00	212.85
900-999	712	223.61-236.68	231.69	250.00	224.83
800-899	255	219.51-239.33	232.35	253.00	222.37
700-799	315	214.18-266.97	245.21	283.50	211.08
600-699	262	200.46-269.59	241.27	291.00	236.74
500-599	256	210.96-281.18	253.37	327.50	235.84
400-499	123	232.02-313.43	280.07	395.00	250.19
-399	41	240.04-334.51	288.56	415.00	219.81

#### STOCKERS - Large and Medium Frame

HEIFERS	Volume	Price Range	Average	Top	Last Week Avg
+900	333	164.61-198.35	187.60	210.00	193.44
800-899	206	167.88-210.58	200.87	221.00	200.04
700-799	162	171.52-216.51	195.82	228.00	190.13
600-699	257	173.72-229.32	209.77	252.00	186.92
500-599	200	182.33-244.10	216.95	263.00	201.83
400-499	63	162.33-247.43	214.92	277.50	212.85
300-399	20	223.90-246.65	234.47	267.49	199.77
-299	10	130.10-216.90	180.80	248.00`	170.31

At Kawartha Lakes Community Sale Barn, September 3, 2022 – 2 fed cattle, 143 cows, 13 bulls, 20 veal, 29 stockers

	Price Range	Avg.	Top
Cows	87.00-123.00	104.25	139.00
Bulls – under 1600 lbs	104.00-138.00	121.90	138.00
Bulls – over 1600 lbs	120.00-142.00	131.83	142.00
Veal 600 lbs and over	125.00-154.00	137.96	154.00



The information provided on this report is based on weighted averages for actual data collected. Input costs are a guideline only and will vary from producer to producer. BFO does not take any responsibility and accepts no legal liability arising from or connected to damages or losses experienced by producers when using this information. This is to be used at your own risk.

**Denfield Livestock Exchange Inc., September 6, 2022: 89 Fed Cattle, 21 Veal, 69 Cows, 14 Bulls**

	Price Range	Average	Top
Large & Medium Frame Fed Steers +1250 lbs	179.00-192.75	185.09	197.00
Large & Medium Frame Fed Heifers +1000 lbs	178.50-188.50	184.36	189.00
Cows	82.00-126.00	104.22	135.50
Veal calves 600 lbs +	149.50-167.00	158.82	168.50

**At Aylmer Stockyards Inc.: September 7, 2022 – 1 veal, 132 Cows, 46 fed cattle, 2 bulls, 14 stockers**

	Price Range	Average	Top
Fed Heifers, Dairy & Dairy Cross 1000 lbs +	105.00-151.49	137.59	151.79
Cows	65.00-135.00	102.49	135.00
Veal 600+ lbs	122.99-180.00	161.60	180.00

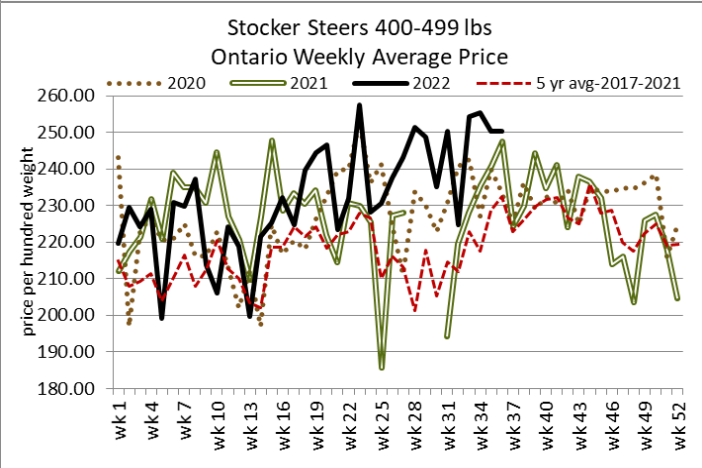
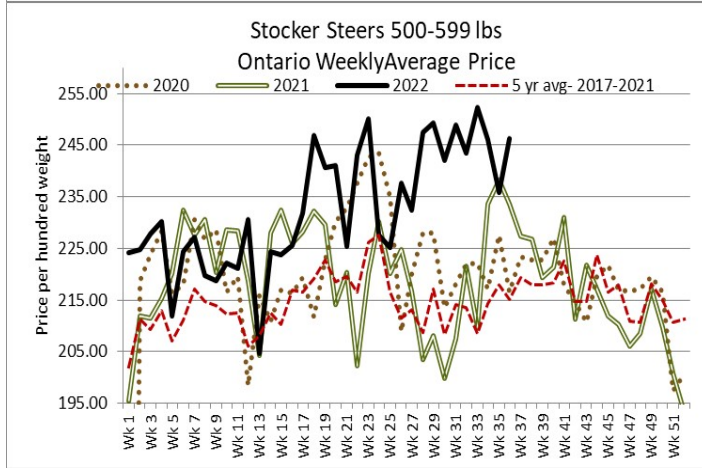
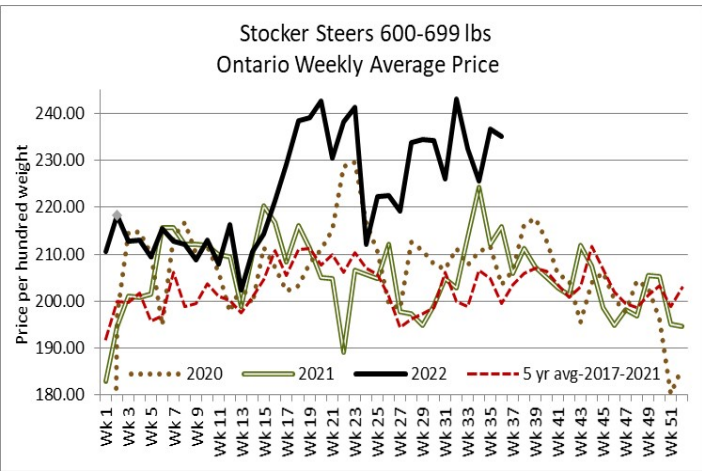
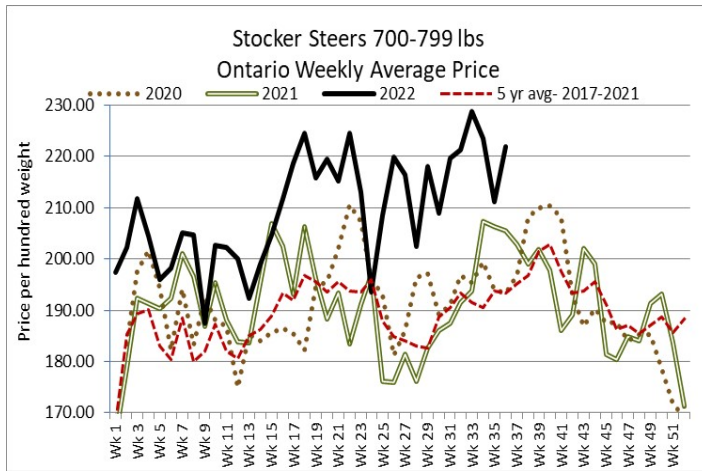
**ONTARIO STOCKER & FEEDER TRADE**

Stocker sale at **Brussels Livestock: September 2, 2022 – 726 Stockers**

Steers	Price Range	Average	Top	Heifers	Price Range	Average	Top
1000+	193.00-223.00	209.24	228.50	900+	176.00-189.00	181.30	198.50
900-999	185.00-229.00	221.78	229.00	800-899	179.00-194.00	186.54	203.00
800-899	222.00-235.50	225.15	235.50	700-799	174.00-212.00	192.60	212.00
700-799	177.00-269.00	226.93	269.00	600-699	169.00-212.50	194.06	214.00
600-699	187.00-245.00	27.56	287.50	500-599	197.00-235.00	213.48	235.00
500-599	191.00-257.50	235.40	300.00	400-499	135.00-245.00	193.61	245.00
400-499	255.00-300.00	282.37	322.50				
399-	195.00-327.50	289.06	327.50				

Stocker sale at: **Community Livestock Exchange: September 6, 2022 – 161 Stockers**

Steers	Price Range	Average	Top	Heifers	Price Range	Average	Top
700-799	182.49-229.99	208.59	229.99	800-899	130.00-195.99	175.40	195.99
600-699	225.00-291.00	255.20	291.00	700-799	162.50-195.99	183.09	195.99
500-599	217.49-304.00	273.20	304.00	600-699	125.00-220.00	187.70	220.00
400-499	185.00-325.00	279.99	325.00	500-599	139.99-250.00	214.69	250.00
				400-499	160.00-257.50	220.90	257.50



Stocker sale at: **Keady Livestock Market: September 6, 2022 – 910 Stockers**

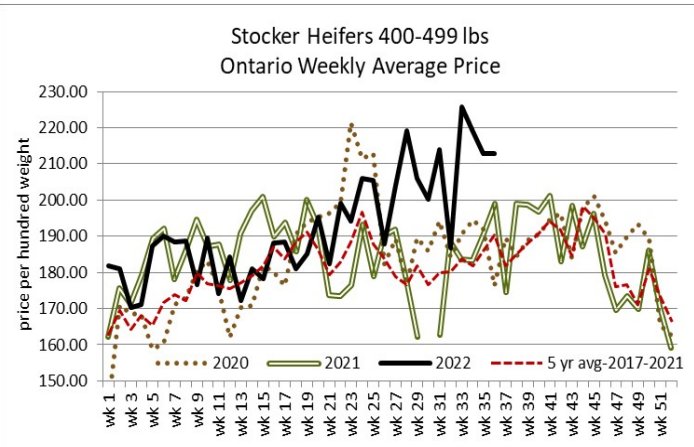
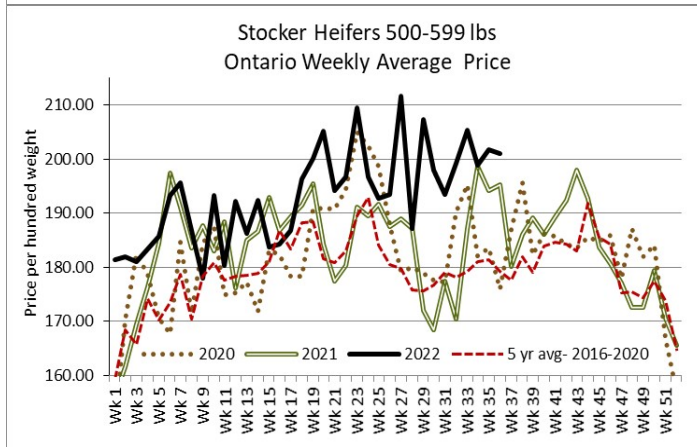
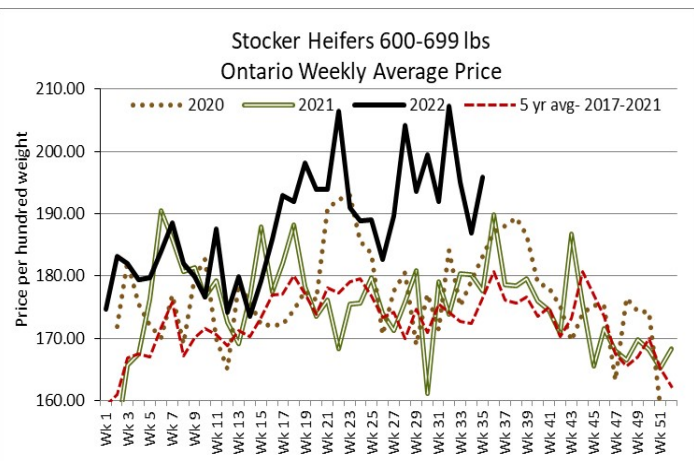
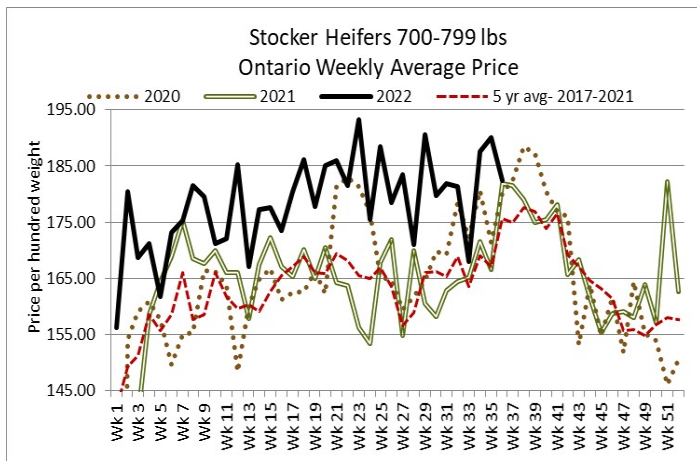
Steers	Price Range	Average	Top	Heifers	Price Range	Average	Top
900-999	235.00-239.50	237.23	239.50	900+	178.00-186.00	179.26	186.00
800-899	245.50-250.00	246.92	253.00	700-799	188.00-225.00	203.02	228.00
700-799	249.00-283.50	263.12	283.50	600-699	217.50-252.00	234.44	252.00
600-699	228.00-277.50	256.92	277.50	500-599	230.00-263.00	241.16	263.00
500-599	175.00-269.00	220.68	290.00	400-499	202.50-277.50	262.50	277.50
400-499	300.00-395.00	355.60	395.00				
399-	300.00-335.00	315.00	335.00				

Stocker sale at: **Renfrew Pontiac Livestock: September 6, 2022 – 557 Stockers**

Steers	Price Range	Average	Top	Heifers	Price Range	Average	Top
1000+	162.50-208.49	203.90	208.49	900+	131.00-206.00	201.90	206.00
900-999	218.99-233.49	227.19	233.49	800-899	162.00-220.99	213.39	220.99
800-899	164.99-233.99	218.59	233.99	700-799	157.45-220.00	206.09	220.00
700-799	147.50-255.50	229.99	255.50	600-699	145.99-239.50	222.80	239.50
600-699	150.00-272.00	232.10	272.00	500-599	155.00-235.00	204.19	235.00
500-599	157.49-297.99	228.90	297.99	300-399	150.00-256.00	214.69	256.00
400-499	141.99-272.00	208.40	272.00				

Stocker sale at **Ontario Livestock Exchange, September 7, 2022 – 615 stockers**

Steers	Price Range	Average	Top	Heifers	Price Range	Average	Top
1000+	212.00-232.00	221.21	232.00	900+	181.50-210.00	189.66	210.00
900-999	229.50-245.00	235.65	245.00				
800-899	250.50-251.00	250.60	251.00				
700-799	243.00-260.00	254.57	260.00				



**Stocker sale at Ontario Livestock Exchange: September 8, 2022 – 283 Stockers**

Steers	Price Range	Average	Top	Heifers	Price Range	Average	Top
900-999	181.00-204.00	193.07	219.00	800-899	161.00-184.00	170.80	191.00
800-899	170.00-200.00	190.59	251.00	700-799	150.00-207.50	183.14	207.50
700-799	185.00-231.00	213.81	255.00	600-699	120.00-212.50	177.92	212.50
600-699	190.00-245.00	221.03	255.00	500-599	175.00-262.00	215.93	262.00
500-599	230.00-274.00	263.20	312.50				
400-499	190.00-252.50	229.58	290.00				
399-	280.00-340.00	308.00	340.00				

**Stocker sale at: Ontario Stockyards Inc: September 8, 2022 – 770 Stockers**

Steers	Price Range	Average	Top	Heifers	Price Range	Average	Top
1000+	187.00-217.00	199.32	217.00	900+	171.00-201.00	188.04	201.00
900-999	202.50-227.00	224.21	227.00	800-899	168.00-221.00	204.04	221.00
800-899	200.00-244.00	229.88	246.00	700-799	165.00-224.00	196.24	227.00
700-799	210.00-277.00	251.70	277.00	600-699	187.50-226.50	206.45	235.00
600-699	200.00-280.00	240.51	291.00	500-599	195.00-240.00	218.37	254.00
500-599	230.00-295.00	264.95	327.50	400-499	215.00-262.50	242.63	262.50
400-499	237.50-317.50	276.28	317.50	300-399	197.50-255.00	221.79	255.00
399-	190.00-330.00	294.64	330.00	299-	155.00-175.00	161.25	175.00

**Stocker sale at Ottawa Livestock Exchange: September 8, 2022 – 67 Stockers**

Steers	Price Range	Average	Top	Heifers	Price Range	Average	Top
900-999	216.00-220.00	216.67	220.00				
700-799	194.00-222.00	208.00	222.00				
600-699	188.00-280.00	238.00	280.00				
500-599	198.00-296.00	260.44	304.00				
400-499	210.00-330.00	297.20	330.00				
399-	298.00-320.00	310.00	320.00				

## ONTARIO STOCKER & FEEDER TRADE SPECIAL FALL SALES

Stocker sale at **Cargill Auction Market Inc: September 2, 2022** – 1,292 Stockers (598 steers, 694 heifers)

<b>Steers</b>	<b>Price Range</b>	<b>Heifers</b>	<b>Price Range</b>
1000+	215.00-233.00	900+	205.00-228.00
900-999	225.00-240.00	800-899	215.00-240.00
800-899	230.00-242.00	700-799	235.00-240.00
		600-699	240.00-245.00

A top quality offering of grass steers and heifers sold at higher prices.

### WEEKLY LIVE CATTLE EXPORTS-ONTARIO

	<b>Week ending Aug 20, 2022</b>	<b>Week ending Aug 13, 2022</b>	<b>Year to Date</b>
Total live slaughter cattle exported through Ontario ports to the U.S.	<b>1,587</b>	<b>1,484</b>	<b>58,481</b>
Steers & Heifers & Cows	1,471	1,382	54,720
Bulls	116	102	3,761

### CANADIAN- FEDERALLY INSPECTED PROCESSING

	<b>Week Ending Sept 3, 2022</b>	<b># of hd change from week ago</b>	<b>YTD</b>	<b>% Change (Week Ago)</b>	<b>% Change (Year Ago)</b>
<b>Grand Total</b>	62,957	-1,935	2,207,469	-3%	+0%
<b>Western Processing</b>	49,170	-2,597	1,748,858	-5%	+0%
<b>Eastern Processing</b>	13,787	+662	458,611	+5%	-0%

### ONTARIO- FEDERALLY INSPECTED PROCESSING

	<b>Week Ending Sept 3, 2022</b>	<b># of hd change from week ago</b>	<b>YTD</b>	<b>% Change (Week Ago)</b>	<b>% Change (Year Ago)</b>
<b>Grand Total</b>	12,317	+327	410,583	+2.7%	-0.1%

### AVERAGE CARCASS WEIGHTS – CANADA

	<b>Steers</b>	<b>Heifers</b>
Sept 3, 2022	896	848
Aug 27, 2022	927	829
Sept 4, 2021	919	821

### AVERAGE CARCASS WEIGHTS – ONTARIO

	<b>Steers</b>	<b>Heifers</b>
Sept 3, 2022	943	833
Aug 27, 2022	939	803
Sept 4, 2021	936	819

### USDA ESTIMATED CATTLE PROCESSING VOLUME

	<b>Week Ending Sept 10, 2022</b>	<b>Previous Week</b>	<b>Year Ago</b>
<b>Grand Total</b>	604,000	638,000	579,000

### ALBERTA DIRECT TRADE

Alberta's direct trade: for the week ending Sept 8, 2022

<b>Steers</b>	Live FOB	N/T	Rail FOB	299.50-301.50
<b>Heifers</b>	Live FOB	N/T	Rail FOB	300.50

### U.S. TRADE (U.S. funds)

The U.S. cash cattle trade: for the week ending Sept 8, 2022

Choice and Select Steers and Heifers:	Live	138.00-148.00
	Rail	224.00-230.00

### U.S. BOXED BEEF CUT-OUT VALUES (U.S. funds)

	<b>Choice 600-900</b>	<b>Select 600-900</b>
<b>Current Five Day Average</b>	259.46	237.60

#### BEEF EXPORTS – CANADA (AAFC)

	<b>United States</b> <i>Jan 1- Jun 30/2022</i>	<i>Change from last year YTD</i>	<b>Mexico</b> <i>Jan 1- Jun 30/2022</i>	<i>Change from last year YTD</i>
<b>Total</b>	172,511 tonnes	+5% or + 7,430 tonnes	12,459 tonnes	+7% or + 861 tonnes
	<b>Japan</b> <i>Jan 1- Jun 30/2022</i>	<i>Change from last year YTD</i>	<b>South Korea</b> <i>Jan 1- Jun 30/2022</i>	<i>Change from last year YTD</i>
<b>Total</b>	34,615 tonnes	+26% or + 7,191 tonnes	12,014 tonnes	+1589% or + 7,363 tonnes

#### LIVE CATTLE – CANADA (AAFC)

<b>IMPORTS</b>		<i>Import % change from 2020 YTD</i>	<b>EXPORTS</b>		<i>Export % change from 2021 YTD</i>
	<i>Jan 1- Jun 30/2022</i>			<i>Jan 1- Aug 20/22</i>	
Pure bred	8,393	-6%	Slaughter steers & heifers & cows	308,245	+17%
Non-pure bred	101,650	-52%	Feeder cattle & calves	152,725	+119%
			Bulls	24,662	+7%

#### BEEF PRODUCTION – CANADA (AAFC)

	<i>Jan 1 – Aug 27/22</i>	<i>Last Year Same Time</i>	<i>% Change</i>
Fed	739,756 tonnes	735,001,900 tonnes	+1%
Non-fed	102,573 tonnes	101,703 tonnes	+1%

#### BEEF IMPORTS – CANADA (AAFC)

	<i>Jan 1 – Aug 27/22</i>	<i>Last Year Same Time</i>	<i>% Change</i>
United States	70,607 tonnes	67,070 tonnes	+5%
Non-CUSMA	22,461 tonnes	24,088 tonnes	-7%
EU-27 (beef/veal total)	9,249 tonnes	9,286 tonnes	0%
<b>Total</b>	<b>111,249 tonnes</b>	<b>109,106 tonnes</b>	<b>+2%</b>

#### CHICAGO MERCANTILE EXCHANGE

Closing quotes on futures **today** were as follows:

<b>Live Cattle</b>			<b>Feeder Cattle</b>			<b>Corn</b>		
<b>Oct</b>	145.67	+1.30	<b>Sep</b>	183.00	+0.67	<b>Sep</b>	6.984	+24.0
<b>Dec</b>	150.97	+1.32	<b>Oct</b>	185.57	+1.17	<b>Dec</b>	6.850	+16.4
<b>Feb</b>	155.35	+1.07	<b>Nov</b>	186.82	+1.07	<b>Mar</b>	6.892	+16.0
<b>Apr</b>	159.02	+0.85	<b>Jan</b>	187.40	+0.72	<b>May</b>	6.892	+14.6
<b>Jun</b>	155.22	+0.90	<b>Mar</b>	189.47	+0.55	<b>Jul</b>	6.834	+13.6
<b>Aug</b>	155.08	+0.87	<b>Apr</b>	192.30	+0.47	<b>Sep</b>	6.430	+11.2
<b>Soybeans</b>			<b>Soft Red Winter Wheat</b>			<b>Canadian \$</b>		
<b>Sep</b>	14.892	+18.6	<b>Sep</b>	8.532	+42.6	<b>Spot</b>	76.73	+0.38
<b>Nov</b>	14.122	+26.2	<b>Dec</b>	8.694	+40.4	<b>Sep</b>	76.72	+0.40
<b>Jan</b>	14.174	+26.2	<b>Mar</b>	8.740	+40.2	<b>Dec</b>	76.72	+0.40
<b>Mar</b>	14.202	+25.4	<b>May</b>	8.904	+37.6	<b>Mar</b>	76.77	+0.41
<b>May</b>	14.230	+24.6	<b>Jul</b>	8.840	+34.4	<b>Jun</b>	76.82	+0.44
<b>Jul</b>	14.212	+23.4	<b>Sep</b>	8.862	+31.4	<b>Sep</b>	76.85	+0.47

Beef Farmers of Ontario, 130 Malcolm Road, Guelph, ON N1K 1B1 Phone: (519) 824-0334 Fax: (519) 824-9101 or email: [markets@ontariobeef.com](mailto:markets@ontariobeef.com)

## **ONTARIO STOCKER & FEEDER TRADE SPECIAL FALL SALES**

Sep 10	1:00 pm	Maple Hill Auctions Ltd	Ontario Autumn Simmental Classic
Sep 16	11:00 am	Community Livestock Exchange (Hoards)	Quinte Cattlemen's Fall Stocker Sale
Sep 20	10:00 am	Thessalon-Algoma Livestock Co-op Sales	Yearling Sale, Farmer Lots & Comingled
Sep 24	11:00 am	Denfield Livestock Exchange	Vaccinated Calves & Yearlings-Off Grass
Sep 24	8:00 am	Stratton-Rainy River Cattlemen's Sale	Stocker Sale- Cows & Bulls To Start
Sep 28	12:00 pm	Aylmer Stockyards Inc	Fall Stocker Sale
Sep 28	1:00 pm	Vankleek Hill Livestock Exchange	Fall Stocker Sale
Sep 29	11:00 am	Ontario Stockyards Inc	Special Yearling Sale (in regular sale)
Sep 30	9:00 am	Keady Livestock Market	Grass Yearling Sale- ONS
Sep 30	7:00 pm	Cargill Auction Market	Charolais & Exotic Cross Yearling Sale

### **Comments for the week ending September 8, 2022**

Lighter receipts of fed steers and heifers sold through auction markets this week at 190 head, down 123 from last week and 84 fewer than last year at this time. Fed steers sold from \$174.15-\$186.48 averaging \$151.05 up \$0.41 from last week and \$17.43 stronger than year ago prices. Fed heifers sold from \$170.60-\$183.38 averaging \$178.21 up \$1.55 from the previous week and \$21.94 higher than this time last year. Auction markets reported trade as steady across the board, but ended the week as active at firm prices.

The Ontario railgrade market was light this week with a few deals the previous Friday at steady prices of \$306.00 dressed for steers and \$305.00-\$306.00 for heifers. The market was quiet the holiday Monday and on Tuesday with one federal packer with no bid. On Wednesday and Thursday trade was reported at steady prices with delivery the week of September 26<sup>th</sup>.

The Boxed Beef Report by Kevin Grier notes: "Cargill in Guelph looks to be getting back into some numbers as its daily kills are 1,900 with regular overtime. Cargill, High River did its usual 4,700. There is no Saturday on the long weekend, but they will make up for Monday with a harvest this coming Saturday. JBS was running 4,300-4,400 with no Saturday for the long weekend. Canadian Buyer Activity - Canadian spot market activity was generally good from both retailers and distributors. Buyers were hedging to ensure coverage for features and to fill in for better-than expected movement. Big retail buyers are planning more abundant features compared to last year. Items to be featured in October are the traditional fall items. Foodservice buyers were hand to mouth on fresh business but were active to support good movement. They have begun to fish for their longer-term needs."

Lighter receipts of fed/cull cows were also recorded this week at Ontario auction markets at 1,609 head, down 57 from last week and 303 fewer than the same week last year. Cows ranged from \$81.93-\$123.52 averaging \$101.59 up \$1.92 from the previous week and \$23.62 above this time last year. Auction markets reported trade as steady to higher to start, on a strong demand. As the week progressed trade was anywhere from steady to \$3.00-\$5.00 cwt easier, to steady to \$5.00-\$8.00 cwt higher. The market ended the week continuing at strong prices. Beef cow volumes were down 104 head from the week before at 322 head, averaging \$110.11 down \$0.80 on average from last week's weighted beef cow price.

3,977 stocker and feeder cattle sold through auction markets this week up 351 head from last week and 952 more than this time last year. Auction markets reported trade as steady to stronger with quality considered and ended the week at higher prices. Keen buyer interest was reported on the light calves and top-quality grass cattle were reported as trading at higher prices. Actual average prices this week saw steers from 400-500 lbs up \$29.88 from last week, 500-600 lbs up \$17.53, 600-700 lbs up \$4.53, 700-800 lbs up \$34.13, 800-900 lbs up \$9.98, 900-1000 lbs up \$6.86 and steers 1000 lbs and over averaged \$2.61 above last week's weighted average prices. Heifers from 300-400 lbs were up \$34.70 on light receipts, 400-500 lbs up \$2.07, 500-600 lbs up \$15.12, 600-700 lbs up \$22.85, 700-800 lbs up \$5.69, 800-900 lbs up \$0.83 and heifers 900 lbs plus averaged \$5.84 easier than last week.

Alberta direct trade was light this week with Canfax reporting prices from \$300.00-\$303.00 delivered on a dressed basis which is steady to \$1.00 cwt easier than the previous week. Canfax notes: "Depending on which packer bought the cattle, cattle were being scheduled for anywhere from late September to mid-October delivery."

The U.S. cash cattle trade the week ending September 2nd saw live trade in the south from \$136.00-\$142.00, majority at \$141.00 cwt down \$1.00. In the north dressed deals ranged from \$225.00-\$234.00 with some live trade from \$143.00-\$147.00, mainly \$144.00 down \$1.00-\$3.00. Overall average prices reported by the USDA Mandatory Price report saw live steers average \$142.88 down \$1.91 while heifers averaged \$142.47 down \$1.45 cwt. On the rail steers averaged \$228.78 down \$4.10 while heifers averaged \$229.18 down \$3.34.

This week the U.S. cash cattle trade was basically at a standstill until Thursday morning. A couple of scattered deals in the north were noted Tuesday and Wednesday at \$228.00 dressed with a few in the south at \$141.00 live but not nearly enough sold to establish a market. Sellers were digging in this week and holding out for higher prices, but were unsuccessful. Light to moderate trade in the south developed Thursday at fully steady prices of \$141.00 live. In the north live trade was also steady to a touch easier from \$142.00-\$148.00, mainly \$143.00, but dressed trade was around \$2.50 cwt easier from \$224.00-\$230.00 dressed, majority from \$226.00-\$227.00. Today the market is quiet and it appears the bulk of trade for the week is completed.