



Weekly Market Information Report for the week ending Thursday, September 15, 2022

The following information is collected from various sources and disseminated by Beef Farmers of Ontario.

ONTARIO DIRECT TO PACKER RAILGRADE CATTLE TRADE

Prices are on a carcass weight basis before grade and weight discounts. Weekly Range:

A Grade Steers 303.00-306.00

A Grade Heifers 302.00-306.00

ONTARIO LIVE CATTLE TRADE

Ontario auction sales this week saw weighted average price ranges for:

FED CATTLE	Volume	Price Range	Average	Top	Last Week Avg
Large Frame Steers +1250	74	173.73-187.47	181.13	200.00	179.04
Medium Frame Steers +1250	88	171.98-187.44	180.46	197.00	180.53
Large & Medium Frame Steers +1250	162	171.37-188.28	181.31	200.00	181.05
Large Frame Heifers +1000	46	162.09-184.73	175.83	197.00	180.67
Medium Frame Heifers +1000	105	162.66-184.20	176.82	189.00	175.51
Large & Medium Frame Heifers +1000	151	163.10-185.34	176.89	197.00	178.21
Fed steers, Dairy & Dairy Cross +1250	59	125.61-153.57	141.98	164.00	154.50
Fed heifers, Dairy & Dairy Cross +1000	62	110.67-144.41	129.26	177.50	130.86
Cows - All Weights	1,838	80.93-122.88	100.13	177.00	101.59
Bulls - All Weights	152	123.52-151.52	136.99	180.00	133.91

STOCKERS - Large and Medium Frame

STEERS	Volume	Price Range	Average	Top	Last Week Avg
1000+	498	201.05-231.89	217.81	241.00	215.46
900-999	576	226.02-244.19	237.97	250.00	231.69
800-899	485	236.93-258.40	247.71	270.00	232.35
700-799	229	225.50-262.62	246.14	282.50	245.21
600-699	251	208.54-273.00	246.19	302.50	241.27
500-599	293	227.03-299.46	270.96	320.00	253.37
400-499	166	221.60-304.87	269.51	335.00	280.07
-399	54	187.75-289.14	249.81	390.00	288.56

STOCKERS - Large and Medium Frame

HEIFERS	Volume	Price Range	Average	Top	Last Week Avg
+900	403	177.70-201.43	190.22	222.50	187.60
800-899	166	186.67-218.83	204.19	238.00	200.87
700-799	251	194.36-219.10	210.02	239.00	195.82
600-699	148	182.52-217.33	203.52	240.00	209.77
500-599	171	190.03-242.93	222.17	275.00	216.95
400-499	82	174.08-244.63	217.62	267.50	214.92
300-399	30	184.22-228.47	208.61	282.50	234.47
-299	5	164.00-198.00	180.84	235.00	180.80

At Kawartha Lakes Community Sale Barn: August 27, 2022 – 16 cows, 17 bulls, 28 veal, 2 fed cattle, 30 stockers

	Price Range	Avg.	Top
Cows	81.00-127.00	102.46	141.00
Bulls – under 1600 lbs	109.00-151.00	121.98	151.00
Bulls – over 1600 lbs	138.00-166.00	148.09	166.00
Veal 600 lbs and over	143.00-155.00	147.20	155.00

Denfield Livestock Exchange Inc., September 13, 2022: 154 Fed Cattle, 6 Veal, 42 Cows, 14 Bulls, 13 stockers

	Price Range	Average	Top
Large & Medium Frame Fed Steers +1250 lbs	178.00-194.00	186.38	200.00
Large & Medium Frame Fed Heifers +1000 lbs	175.00-189.00	183.01	197.00
Cows	78.00-118.00	101.09	153.00
Veal calves 600 lbs +	146.00-157.00	149.80	157.00

At Aylmer Stockyards Inc.: September 14, 2022 – 13 veal, 119 Cows, 16 fed cattle, 1 bull, 7 stockers

	Price Range	Average	Top
Fed Heifers, Dairy & Dairy Cross 1000 lbs +	115.99-146.99	135.40	146.99
Cows	75.00-136.49	102.09	136.49
Veal 600+ lbs	139.99-177.00	159.09	177.00

ONTARIO STOCKER & FEEDER TRADE

Stocker sale at Brussels Livestock: September 9, 2022 – 1,064 Stockers

Steers	Price Range	Average	Top	Heifers	Price Range	Average	Top
1000+	204.00-231.75	219.90	231.75	900+	172.50-197.75	184.33	208.00
900-999	216.00-240.00	260.50	242.00	800-899	170.00-216.00	189.68	216.00
800-899	216.00-245.25	235.57	245.25	700-799	199.00-219.00	212.47	219.00
700-799	211.00-272.00	236.15	274.00	600-699	211.00-226.00	218.54	226.00
600-699	231.00-284.00	257.02	284.00	500-599	175.00-248.00	217.14	248.00
500-599	231.00-300.00	267.26	300.00	400-499	165.00-240.00	221.33	240.00
400-499	265.00-308.00	278.93	308.00	300-399	207.50-245.00	227.08	282.50
399-	25.00-290.00	218.75	290.00				

Stocker sale at: Community Livestock Exchange: September 13, 2022 – 143 Stockers

Steers	Price Range	Average	Top	Heifers	Price Range	Average	Top
600-699	156.00-268.00	222.50	268.00	800-899	102.49-197.50	156.40	197.50
500-599	177.49-304.99	259.10	304.99	700-799	182.49-202.99	192.90	202.99
400-499	167.50-332.50	282.20	332.50	600-699	110.00-194.99	164.99	194.99
				500-599	130.00-227.99	176.80	227.99
				400-499	130.00-250.00	207.29	250.00

Stocker sale at: Keady Livestock Market: September 13, 2022 – 886 Stockers

Steers	Price Range	Average	Top	Heifers	Price Range	Average	Top
900-999	214.50-227.00	219.19	227.00	900+	199.00-222.50	215.80	222.50
800-899	228.00-244.00	241.27	244.00	800-899	216.00-238.00	230.84	238.00
700-799	249.50-263.50	255.65	263.50	700-799	204.00-227.00	219.60	239.00
600-699	251.00-265.00	258.98	272.00	600-699	202.00-237.00	227.61	237.00
500-599	265.00-287.50	273.30	287.50	500-599	252.50-259.00	237.81	259.00
400-499	248.00-290.00	274.63	315.00				

Stocker sale at: Renfrew Pontiac Livestock: September 13, 2022 – 206 Stockers

Steers	Price Range	Average	Top	Heifers	Price Range	Average	Top
700-799	137.50-235.99	217.79	235.99	700-799	204.99-224.00	219.60	224.00
600-699	155.00-279.99	249.69	279.99	600-699	152.49-237.99	195.30	237.99
500-599	189.99-295.00	258.49	295.00	500-599	157.49-243.00	223.79	243.00
400-499	207.50-291.00	260.30	291.00	400-499	141.99-250.00	204.49	250.00
399-	204.99-295.00	278.10	295.00				

Stocker sale at **Ontario Livestock Exchange, September 14, 2022 – 617** stockers

Steers	Price Range	Average	Top	Heifers	Price Range	Average	Top
1000+	210.00-241.00	225.45	241.00	900+	200.00-208.50	205.77	208.50
900-999	234.00-250.00	242.67	250.00				
800-899	251.00-270.00	256.90	270.00				
700-799	265.00-270.00	266.90	270.00				

Stocker sale at **Ontario Livestock Exchange: September 15, 2022 – 235** Stockers

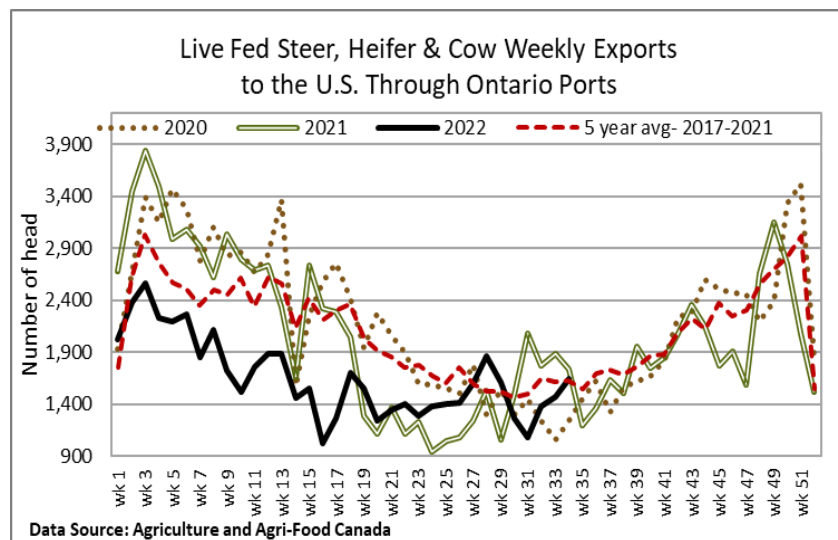
Steers	Price Range	Average	Top	Heifers	Price Range	Average	Top
1000+	158.00-197.50	178.63	207.50	900+	162.50-182.00	173.14	182.00
900-999	215.00-222.00	220.33	222.00	800-899	130.00-160.00	147.81	170.00
800-899	190.00-229.00	215.30	229.00	700-799	157.50-170.00	160.00	170.00
700-799	170.00-225.00	208.75	225.00	600-699	131.00-202.50	147.50	225.00
600-699	202.50-250.00	229.12	260.00	500-599	170.00-222.50	194.29	240.00
500-599	202.50-265.00	240.71	280.00	400-499	185.00-235.00	207.50	245.00
400-499	195.00-300.00	240.63	300.00	300-399	175.00-255.00	216.67	255.00
399-	235.00-305.00	277.50	305.00				

Stocker sale at: **Ontario Stockyards Inc: September 15, 2022 – 523** Stockers

Steers	Price Range	Average	Top	Heifers	Price Range	Average	Top
1000+	111.00-206.00	168.53	206.00	900+	171.00-199.00	179.76	199.00
900-999	177.50-220.00	206.58	220.00	800-899	192.00-203.00	198.47	203.00
800-899	170.00-232.00	205.00	236.00	700-799	170.00-214.00	194.08	229.00
700-799	228.00-281.00	254.49	282.50	600-699	204.00-225.00	215.36	240.00
600-699	215.00-283.00	247.66	302.50	500-599	231.00-266.00	251.27	275.00
500-599	250.00-310.00	288.10	320.00	400-499	230.00-267.50	250.95	267.50
400-499	275.00-335.00	307.13	335.00	300-399	170.00-262.50	229.38	262.50
399-	240.00-325.00	29.09	325.00				

Stocker sale at **Ottawa Livestock Exchange: September 15, 2022 – 75** Stockers

Steers	Price Range	Average	Top	Heifers	Price Range	Average	Top
700-799	196.00-230.00	217.60	230.00	600-699	204.00-224.00	220.00	224.00
500-599	146.00-304.00	258.62	308.00	500-599	208.00-238.00	226.40	238.00
400-499	146.00-312.00	2543.80	320.00				

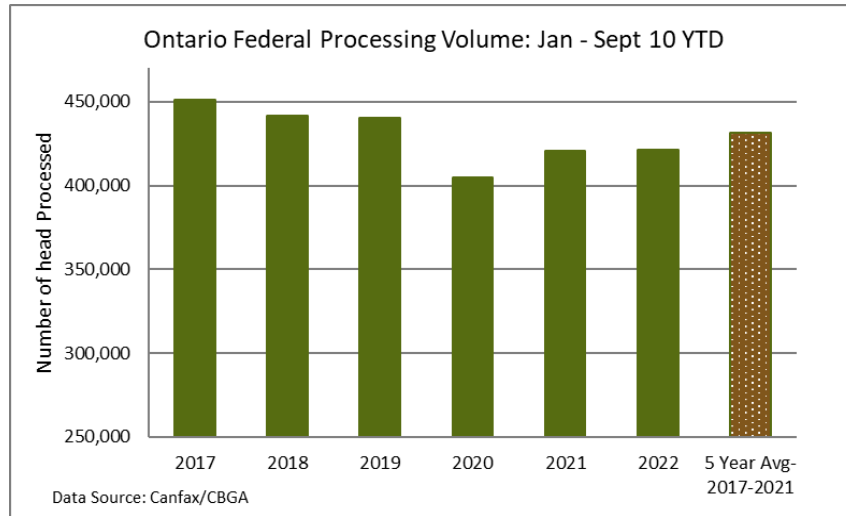


WEEKLY LIVE CATTLE EXPORTS-ONTARIO

	Week ending Aug 27, 2022	Week ending Aug 20, 2022	Year to Date
Total live slaughter cattle exported <i>through Ontario ports to the U.S.</i>	1,733	1,587	60,214
Steers & Heifers & Cows	1,640	1,471	56,360
Bulls	93	116	3,854

CANADIAN- FEDERALLY INSPECTED PROCESSING-Including the Labour Day Holiday

	Week Ending Sept 10, 2022	# of hd change from week ago	YTD	% Change (Week Ago)	% Change (Year Ago)
Grand Total	60,531	-2,426	2,267,838	-4%	+0%
Western Processing	48,970	-200	1,797,666	-0%	+0%
Eastern Processing	11,561	-2,226	470,172	-16%	-0%



ONTARIO- FEDERALLY INSPECTED PROCESSING-Including the Labour Day Holiday

	Week Ending Sept 10, 2022	# of hd change from week ago	YTD	% Change (Week Ago)	% Change (Year Ago)
Grand Total	10,507	-1,810	421,090	-14.7%	+0.1%

AVERAGE CARCASS WEIGHTS – CANADA

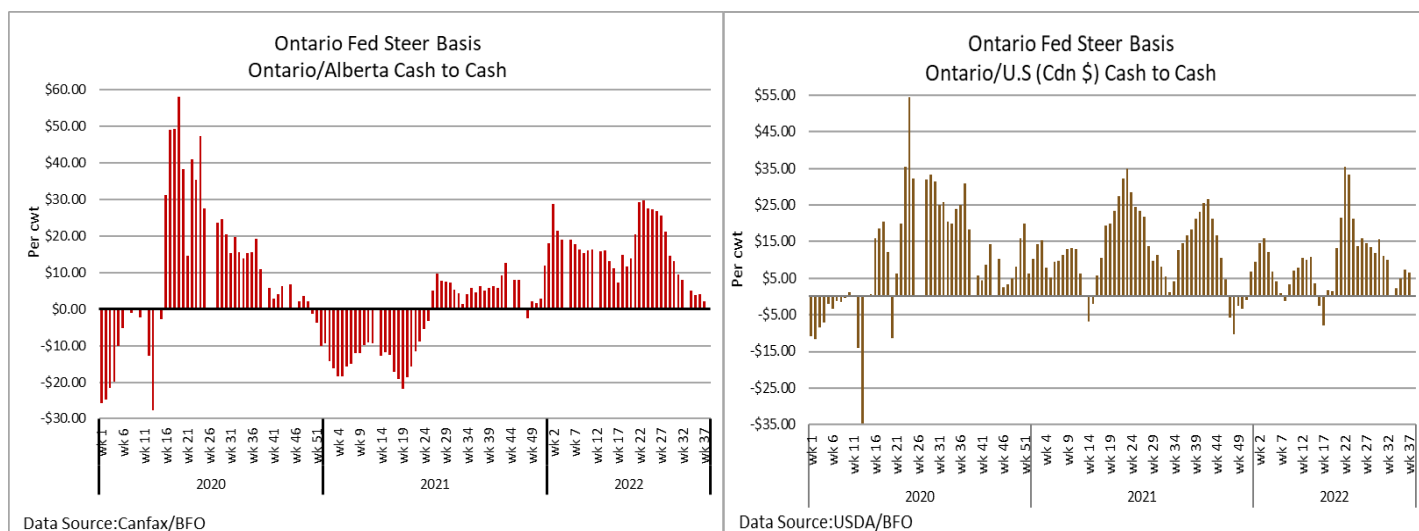
	Steers	Heifers
Sept 10, 2022	942	845
Sept 3, 2022	896	848
Sept 11, 2021	932	825

AVERAGE CARCASS WEIGHTS – ONTARIO

	Steers	Heifers
Sept 10, 2022	946	836
Sept 3, 2022	943	833
Sept 11, 2021	938	821

USDA ESTIMATED CATTLE PROCESSING VOLUME

	Week Ending Sept 17, 2022	Previous Week	Year Ago
Grand Total	667,000	604,000	650,000



ALBERTA DIRECT TRADE

Alberta's direct trade: for the week ending Sept 15, 2022

Steers	Live FOB	N/T	Rail FOB	299.75-302.50
Heifers	Live FOB	N/T	Rail FOB	300.50-301.50

U.S. TRADE (U.S. funds)

The U.S. cash cattle trade: for the week ending Sept 15, 2022

Choice and Select Steers and Heifers:	Live	140.00-148.00
	Rail	224.00-230.00

U.S. BOXED BEEF CUT-OUT VALUES (U.S. funds)

	Choice 600-900	Select 600-900
Current Five Day Average	255.74	232.83

BEEF EXPORTS – CANADA (AAFC)

	United States Jan 1- July 31/2022	Change from last year YTD	Mexico Jan 1- July 31/2022	Change from last year YTD
Total	201,894 tonnes	+2% or + 4,613 tonnes	14,334 tonnes	+4% or + 497 tonnes
	Japan Jan 1- July 31/2022	Change from last year YTD	South Korea Jan 1- July 31/2022	Change from last year YTD
Total	44,086 tonnes	+34% or + 11,094 tonnes	12,927 tonnes	+142% or + 7,576 tonnes

LIVE CATTLE – CANADA (AAFC)

IMPORTS			EXPORTS		
		Import % change from 2020 YTD			Export % change from 2021 YTD
Jan 1- July 31/2022			Jan 1- Aug 27/22		
Pure bred	9,469	-10%	Slaughter steers & heifers & cows	315,652	+16%
Non-pure bred	116,324	-53%	Feeder cattle & calves	157,120	+115%
			Bulls	25,780	+6%

BEEF PRODUCTION – CANADA (AAFC)

	Jan 1 – Sept 3/22	Last Year Same Time	% Change
Fed	761,620 tonnes	757,280 tonnes	+1%
Non-fed	105,331 tonnes	104,527 tonnes	+1%

BEEF IMPORTS – CANADA (AAFC)

	<i>Jan 1 – Sept 3/22</i>	<i>Last Year Same Time</i>	<i>% Change</i>
United States	72,310 tonnes	68,722 tonnes	+5%
Non-CUSMA	22,796 tonnes	24,499 tonnes	-7%
EU-27 (beef/veal total)	9,615 tonnes	9,538 tonnes	+1%
Total	113,911 tonnes	111,635 tonnes	+2%

CHICAGO MERCANTILE EXCHANGE

Closing quotes on futures **today** were as follows:

Live Cattle

Oct	145.50	-0.12
Dec	150.97	-0.35
Feb	155.10	-0.27
Apr	158.40	-0.27
Jun	154.55	-0.25
Aug	154.42	-0.20

Feeder Cattle

Sep	179.20	-0.15
Oct	181.25	+0.32
Nov	182.75	-0.02
Jan	184.25	+0.02
Mar	186.92	-0.12
Apr	190.20	-0.10

Corn

Dec	6.772	-0.2
Mar	6.830	+0.2
May	6.834	+0.6
Jul	6.774	+1.2
Sep	6.334	+0.6
Dec	6.200	+0.0

Soybeans

Nov	14.484	-3.0
Jan	14.552	-2.6
Mar	14.560	-2.2
May	14.570	-1.6
Jul	14.542	-1.2
Aug	14.306	-1.2

Soft Red Winter Wheat

Dec	8.596	+14.6
Mar	8.746	+14.2
May	8.840	+14.4
Jul	8.756	+15.0
Sep	8.766	+15.6
Dec	8.822	+16.6

Canadian \$

Spot	75.26	-0.36
Sep	75.26	-0.35
Dec	75.27	-0.35
Mar	75.35	-0.36
Jun	75.41	-0.37
Sep	75.47	-0.38

Beef Farmers of Ontario, 130 Malcolm Road, Guelph, ON N1K 1B1 Phone: (519) 824-0334 Fax: (519) 824-9101 or email: markets@ontariobeef.com

ONTARIO STOCKER & FEEDER TRADE SPECIAL FALL SALES

Sep 20 10:00 am	Thessalon-Algoma Livestock Co-op Sales	Yearling Sale, Farmer Lots & Comingled
Sep 24 11:00 am	Denfield Livestock Exchange	Vaccinated Calves & Yearlings-Off Grass
Sep 24 8:00 am	Stratton-Rainy River Cattlemen's Sale	Stocker Sale- Cows & Bulls To Start
Sep 28 12:00 pm	Aylmer Stockyards Inc	Fall Stocker Sale
Sep 28 1:00 pm	Vankleek Hill Livestock Exchange	Fall Stocker Sale
Sep 29 11:00 am	Ontario Stockyards Inc	Special Yearling Sale (in regular sale)
Sep 30 9:00 am	Keady Livestock Market	Grass Yearling Sale- ONS
Sep 30 7:00 pm	Cargill Auction Market	Charolais & Exotic Cross Yearling Sale
Oct 5 11:00 am	Kawartha Lakes Community Sales Barn	Special Fall Calf & Yearling Sale
Oct 6 11:00 am	Ontario Stockyards Inc	CDN Angus Program/CDN Hereford Assoc. Sale
Oct 7 9:00 am	Keady Livestock Market	Grass Yearling Steers & Heifers- ONS
Oct 7 7:00 pm	Cargill Auction Market	Char & Exotic Cross Yearling Sale
Oct 8 11:00 am	Denfield Livestock Exchange	Vaccinated Calves & Yearlings- off grass

Comments for the week ending September 15, 2022

313 fed steers and heifers sold through auction markets this week up 123 from last week but 30 fewer than this time last year. Fed steers ranged from \$171.37-\$188.28 averaging \$181.31 up \$0.26 from last week and \$20.67 stronger than year ago prices. Fed heifers sold from \$163.10-\$185.34 averaging \$176.89 down \$1.32 cwt from the previous week but \$20.57 above this time last year. Steers topped the market at \$200.00 with heifers reaching \$197.00 cwt. Auction markets reported trade as active with prices steady to fully steady across the board, but by Thursday trade was reported as barely steady.

The Ontario railgrade market was scattered early week with just a few deals reported at \$306.00 dressed which is steady, with one packer not bidding on cattle from Friday to Monday. By Wednesday light trade had developed with sales at \$303.00 dressed for steers and \$302.00-\$303.00 cwt for heifers, down \$3.00 cwt from last week with delivery noted for the week of October 3rd. Prices continue stronger than this time last year with average prices up \$34.00 cwt.

There were 1,838 fed/cull cows sold at auction this week up 229 head from last week but 368 fewer than the same week last year. Cows traded from \$80.93-\$122.88 with a weekly weighted average price of \$100.13 down \$1.46 from last week but up \$20.92 over year ago prices. Auction markets reported trade as active with prices steady to fully steady and strong, with good cows trading at premium. One market noted trade as up \$3.00-\$5.00 from last week's easier market. Larger volumes of beef cows sold this week at 452 head which is 130 more than last week, averaging \$109.84 down \$0.27 from last week's beef cow average price.

3,808 stocker and feeder cattle sold this week through auction markets, down 169 from last week and 359 fewer than the same time last year. Auction markets reported trade as very strong and active with good to great demand at higher prices. Grass cattle were noted as trading at a premium with slightly higher to higher prices. Heavier cattle were reported as stronger. Actual average prices this week saw steers 400-500 lbs down \$10.56 from last week, 500-600 lbs up \$17.59, 600-700 lbs up \$4.92, 700-800 lbs up \$0.93, 800-900 lbs up \$15.36, 900-1000 lbs up \$6.28 and steers 1000 lbs and over averaged \$2.35 stronger than last week's weighted average prices. Heifers from 300-400 lbs were down \$25.86 on very light receipts, 400-500 lbs up \$2.70, 500-600 lbs up \$5.22, 600-700 lbs down \$6.25, 700-800 lbs up \$14.20, 800-900 lbs up \$3.32 and heifers 900 lbs and over averaged \$2.62 higher than last week's weighted average price. All weights and classes of stocker steers are trading anywhere from \$40.00-\$45.00 stronger than last year and \$20.00-\$43.00 higher on the heifers.

Alberta direct trade this week was light notes Canfax with prices holding fully steady at \$302.00-\$304.00 cwt delivered on a dressed basis. Canfax reports: "Packers have not been limiting the amount of cash cattle they are buying from each producer. This is helping keep feedlot inventories current. Cattle that traded were being scheduled for early to mid-October delivery. Alberta fed prices are trading par with the Ontario market."

The U.S. cash cattle trade the week ending September 9th was light to moderate on Thursday, with a few scattered deals Friday. Trade in the south ranged from \$138.00-\$142.00 live, mainly \$141.00 which is fully steady. In the north live trade was also steady to a touch easier from \$142.00-\$148.00, mainly \$143.00, while dressed deals ranged from \$224.00-\$230.00. Actual average prices for the week, posted by the USDA Mandatory Price Report, saw live steers averaging \$142.48 down \$0.40 from the previous week while live heifers averaged \$142.05 down \$0.42. On the rail steers averaged \$226.68 dressed down \$2.10 from the week before, while heifers averaged \$227.34 down \$1.84.

This week the U.S. cash cattle trade remained quiet until Wednesday morning in the north, while the south remained at a standstill. Wednesday saw trade reported as steady to \$1.00 cwt higher in the north with live sales ranging from \$142.00-\$144.00 and dressed deals from \$226.00-\$230.00. Sellers in the south and most sellers in the north refused steady bids and held out for higher prices, while packers resisted bidding higher. By Thursday, trade was moderate to active in the north with prices from \$143.00-\$144.00 live and \$226.00-\$230.00 dressed, mainly \$226.00-\$227.00 which is steady to \$1.00 stronger than last week. In the south business took place at \$142.00 live, up \$1.00 on average. Today a handful of cattle in Nebraska traded at steady money at \$143.00 live, otherwise the market was quiet and it appears the bulk of trade for the week is completed.