



Weekly Market Information Report for the week ending Thursday, September 29, 2022

The following information is collected from various sources and disseminated by Beef Farmers of Ontario.

ONTARIO DIRECT TO PACKER RAILGRADE CATTLE TRADE

Prices are on a carcass weight basis before grade and weight discounts. Weekly Range:

A Grade Steers	303.00
A Grade Heifers	302.00-303.00

ONTARIO LIVE CATTLE TRADE

Ontario auction sales this week saw weighted average price ranges for:

FED CATTLE	Volume	Price Range	Average	Top	Last Week Avg
Large Frame Steers +1250	52	164.54-182.98	178.28	190.75	180.31
Medium Frame Steers +1250	119	173.67-182.84	179.16	194.00	181.43
Large & Medium Frame Steers +1250	171	172.96-183.24	179.59	194.00	183.44
Large Frame Heifers +1000	40	161.86-181.81	175.84	201.00	169.41
Medium Frame Heifers +1000	121	157.19-181.07	171.13	207.00	174.72
Large & Medium Frame Heifers +1000	161	153.28-181.99	172.57	207.00	173.97
Fed steers, Dairy & Dairy Cross +1250	44	144.52-162.48	152.71	180.00	152.05
Fed heifers, Dairy & Dairy Cross +1000	102	112.30-147.79	132.24	172.00	129.86
Cows - All Weights	2,334	81.44-122.57	101.34	174.05	98.60
Bulls - All Weights	198	113.07-157.10	134.62	229.99	134.28

STOCKERS - Large and Medium Frame

STEERS	Volume	Price Range	Average	Top	Last Week Avg
1000+	769	210.73-240.96	227.72	249.50	229.15
900-999	768	234.30-248.47	242.84	259.00	242.34
800-899	427	204.62-249.69	233.60	260.00	244.52
700-799	549	198.60-266.48	241.84	286.50	242.73
600-699	640	195.64-282.29	248.85	319.00	248.56
500-599	633	204.14-314.29	266.37	345.00	266.02
400-499	341	210.99-323.64	275.06	377.49	285.49
-399	102	196.30-284.39	240.86	375.00	260.37

STOCKERS - Large and Medium Frame

HEIFERS	Volume	Price Range	Average	Top	Last Week Avg
+900	625	187.22-213.96	203.10	224.50	187.80
800-899	508	192.25-220.85	208.85	231.00	210.67
700-799	293	164.78-221.50	198.67	235.00	208.81
600-699	382	168.57-231.16	210.54	270.00	204.39
500-599	496	148.44-235.56	205.02	266.00	208.77
400-499	222	171.03-237.43	208.68	272.50	226.18
300-399	90	173.56-241.82	212.82	335.00	213.23
-299	35	179.70-222.96	206.37	360.00	198.19

At Kawartha Lakes Community Sale Barn: September 24, 2022 – 168 cows, 16 bulls, 30 veal, 8 fed cattle, 8 stockers

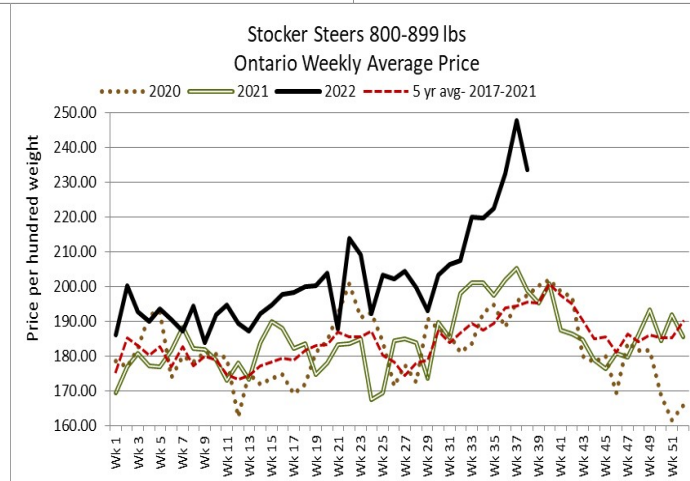
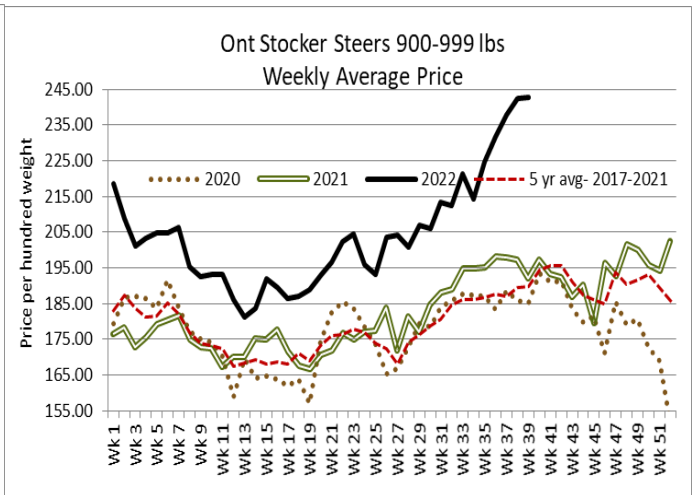
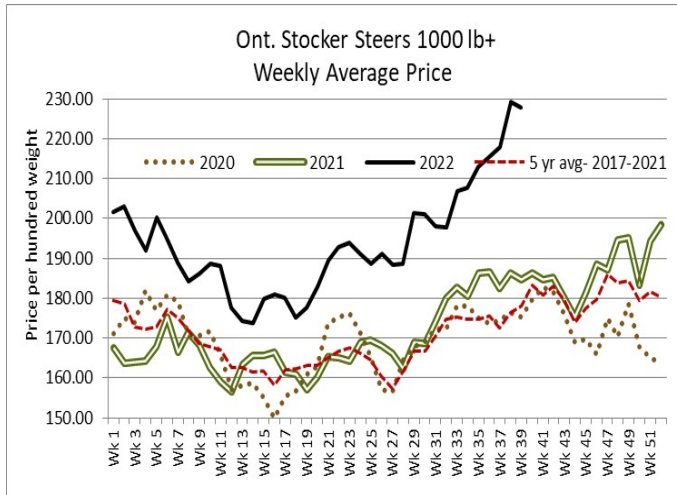
	Price Range	Avg.	Top
Cows	81.00-123.00	96.87	142.00
Bulls under 1600 lbs	117.00-139.00	120.45	139.00
Bulls over 1600 lbs	113.00-157.00	140.84	157.00
Veal 600 lbs and over	140.00-184.00	154.31	184.00

Denfield Livestock Exchange Inc., September 27, 2022: 137 Fed Cattle, 30 Veal, 79 Cows, 6 Bulls, 5 stockers

	Price Range	Average	Top
Large & Medium Frame Fed Steers +1250 lbs	176.00-185.25	181.88	192.00
Large & Medium Frame Fed Heifers +1000 lbs	178.25-189.00	183.78	207.00
Fed Heifers, Dairy & Dairy Cross 1000+ lbs	126.00-160.00	142.39	172.00
Cows	85.00-124.50	105.26	130.00
Veal calves 600 lbs +	158.00-179.00	169.17	179.00

At Aylmer Stockyards Inc.: September 28, 2022 – 12 veal, 184 Cows, 57 fed cattle, 6 bulls

	Price Range	Average	Top
Fed Heifers, Dairy & Dairy Cross 1000 lbs +	92.00-160.00	139.90	160.00
Cows	64.00-143.99	104.20	143.99
Veal 600+ lbs	141.99-200.00	179.69	200.00



ONTARIO STOKER & FEEDER TRADE

Stocker sale at Brussels Livestock: September 23, 2022 – 1,083 Stockers

Steers	Price Range	Average	Top	Heifers	Price Range	Average	Top
1000+	215.00-239.50	228.61	244.75	900+	177.00-213.00	193.82	220.00
900-999	233.00-251.00	242.28	251.00	800-899	192.00-219.75	209.10	223.25
800-899	227.00-253.75	242.21	253.75	700-799	174.00-222.00	199.68	232.00
700-799	232.00-285.00	259.30	285.00	600-699	189.00-240.00	216.55	260.00
600-699	225.00-290.00	257.82	319.00	500-599	170.00-241.00	199.15	266.00
500-599	253.00-326.00	292.68	326.00	400-499	197.00-255.00	213.18	255.00
400-499	268.00-331.00	297.00	335.00	300-399	215.00-231.00	219.57	231.00
399-	190.00-326.00	277.86	326.00				

Stocker sale at **Ontario Stockyards Inc: September 22, 2022 – 1,115** Stockers

Steers	Price Range	Average	Top	Heifers	Price Range	Average	Top
1000+	108.00-202.00	160.71	202.00	900+	140.00-169.00	155.40	175.00
900-999	165.00-228.00	205.38	228.00	800-899	194.00-205.50	204.31	205.50
800-899	209.00-250.00	229.80	250.00	700-799	164.00-224.00	188.02	231.00
700-799	210.00-265.00	242.30	283.00	600-699	173.00-224.50	199.05	242.50
600-699	230.00-295.00	264.29	295.00	500-599	207.50-272.00	245.95	274.00
500-599	245.00-300.50	275.09	314.00	400-499	205.00-282.00	245.07	282.00
400-499	242.50-335.00	282.94	360.00	300-399	210.00-301.00	261.11	301.00
399-	265.00-345.00	315.28	360.00				

Stocker sale at: **Community Livestock Exchange: September 27, 2022 – 221** Stockers

Steers	Price Range	Average	Top	Heifers	Price Range	Average	Top
700-799	150.00-250.00	215.39	250.00	500-599	122.50-250.99	209.20	250.99
600-699	171.99-277.49	238.89	277.49	400-499	160.00-250.00	220.59	250.00
500-599	168.99-345.00	263.89	345.00				
400-499	250.00-377.49	316.59	377.49				

Stocker sale at: **Keady Livestock Market: September 27, 2022 – 675** Stockers

Steers	Price Range	Average	Top	Heifers	Price Range	Average	Top
1000+	242.50-245.50	243.78	245.50	900+	217.00-221.00	218.69	221.00
900-999	246.50-251.50	248.89	255.00	800-899	224.00-224.00	224.00	224.00
800-899	247.00-256.00	252.19	256.00	700-799	213.00-233.00	229.00	233.00
700-799	251.00-286.50	272.65	286.50	600-699	239.00-249.00	245.91	249.00
500-599	190.00-280.00	253.59	280.00	500-599	175.00-242.50	212.06	242.50
				300-399	115.00-290.00	224.15	305.00

Stocker sale at: **Renfrew Pontiac Livestock: September 27, 2022 – 471** Stockers

Steers	Price Range	Average	Top	Heifers	Price Range	Average	Top
800-899	130.00-247.00	187.20	247.00	700-799	139.99-225.00	188.70	225.00
700-799	157.49-256.99	228.90	256.99	600-699	139.99-227.49	213.79	227.49
600-699	160.00-295.00	243.19	295.00	500-599	139.99-251.50	231.99	251.50
500-599	192.50-343.99	272.29	343.99	400-499	169.99-258.99	222.19	258.99
400-499	189.99-354.99	275.89	354.99	300-399	180.00-275.00	232.29	275.00
399-	189.99-342.49	250.19	375.00				

Stocker sale at **Aylmer Stockyards Inc, September 28, 2022 – 113** stockers

Steers	Price Range	Average	Top	Heifers	Price Range	Average	Top
600-699	167.50-231.00	201.29	231.00	700-799	160.00-192.50	183.60	192.50
500-599	210.00-250.00	227.59	250.00	600-699	150.00-202.99	169.99	202.99
				500-599	162.50-225.00	200.59	225.00

Stocker sale at **Ontario Livestock Exchange, September 28, 2022 – 611** stockers

Steers	Price Range	Average	Top	Heifers	Price Range	Average	Top
1000+	215.00-249.50	232.91	249.50	900+	182.00-207.00	204.36	207.00
900-999	241.50-259.00	254.05	259.00	800-899	196.00-202.00	201.17	202.00
800-899	230.00-259.00	249.00	259.00				
700-799	175.00-202.50	184.38	202.50				

Stocker sale at **Vankleek Livestock Exchange, September 28, 2022 – 226** stockers

Steers	Price Range	Average	Top	Heifers	Price Range	Average	Top
800-899	187.50-250.00	214.80	250.00	700-799	175.00-222.50	206.15	222.50
700-799	187.50-269.00	235.68	269.300	600-699	165.00-245.00	211.53	245.00
600-699	205.00-285.00	250.11	285.00	500-599	150.00-240.00	194.50	240.00
500-599	197.50-322.50	255.59	322.50	400-499	167.50-236.00	205.40	236.00
400-499	162.50-332.50	263.72	332.50				
399-	255.00-295.00	276.42	295.00				

Stocker sale at **Ontario Livestock Exchange: September 29, 2022 – 402** Stockers

<i>Steers</i>	<i>Price Range</i>	<i>Average</i>	<i>Top</i>	<i>Heifers</i>	<i>Price Range</i>	<i>Average</i>	<i>Top</i>
1000+	132.50-177.50	162.19	177.50	900+	135.00-174.00	159.94	187.50
900-999	137.50-167.50	154.50	167.50	800-899	122.50-167.50	137.04	172.50
800-899	152.00-200.00	175.50	200.00	700-799	127.50-165.00	143.25	182.50
700-799	165.00-265.00	221.98	265.00	600-699	137.50-210.00	172.50	270.00
600-699	180.00-300.00	234.83	300.00	500-599	135.00-232.00	190.51	250.00
500-599	177.50-307.50	232.50	330.00	400-499	110.00-205.00	162.96	250.00
400-499	160.00-260.00	205.16	325.00	300-399	170.00-225.00	206.00	250.00
399-	150.00-280.00	195.00	360.00	299-	180.00-230.00	215.63	240.00

Stocker sale at **Ontario Stockyards Inc: September 29, 2022 – 1,072** Stockers

<i>Steers</i>	<i>Price Range</i>	<i>Average</i>	<i>Top</i>	<i>Heifers</i>	<i>Price Range</i>	<i>Average</i>	<i>Top</i>
1000+	171.00-218.00	204.25	218.00	900+	150.00-217.25	197.14	217.25
900-999	210.00-236.75	226.55	236.75	800-899	170.00-227.25	202.85	228.50
800-899	200.00-260.00	241.33	260.00	700-799	160.00-235.00	205.44	235.00
700-799	209.00-257.50	233.93	257.50	600-699	178.00-241.50	220.21	241.50
600-699	234.00-284.00	258.87	284.00	500-599	175.00-240.00	203.81	250.00
500-599	232.50-322.00	286.05	322.00	400-499	180.00-254.00	224.83	272.50
400-499	250.00-305.00	278.03	345.00	300-399	160.00-335.00	203.75	335.00
399-	285.00-350.00	323.75	350.00	299-	320.00-360.00	340.00	360.00

Stocker sale at **Ottawa Livestock Exchange: September 29, 2022 – 235** Stockers

<i>Steers</i>	<i>Price Range</i>	<i>Average</i>	<i>Top</i>	<i>Heifers</i>	<i>Price Range</i>	<i>Average</i>	<i>Top</i>
700-799	218.00-263.00	249.00	263.00	600-699	168.00-231.00	214.50	231.00
600-699	208.00-293.00	252.46	293.00	500-599	172.00-236.00	212.58	236.00
500-599	220.00-304.00	271.92	306.00	400-499	182.00-232.00	216.44	232.00
400-499	240.00-3045.00	271.00	304.00				
399-	200.00-248.00	212.00	262.00				

ONTARIO STOCKER & FEEDER TRADE SPECIAL FALL SALE

Stocker sale at **Denfield Livestock Exchange: September 24, 2022 – 473** Stockers

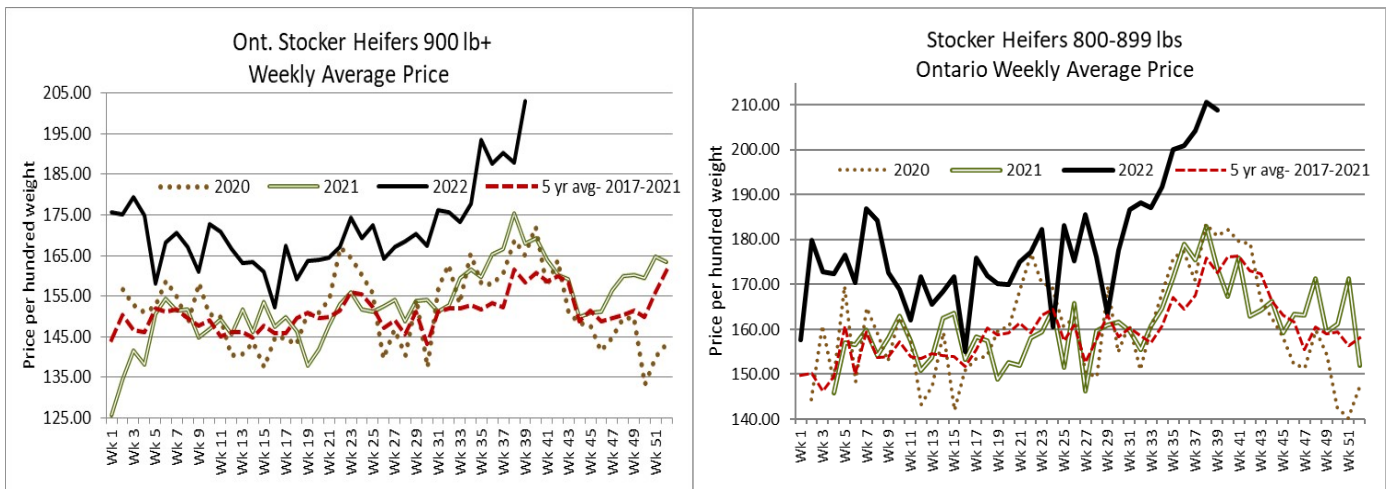
<i>Steers</i>	<i>Price Range</i>	<i>Average</i>	<i>Top</i>	<i>Heifers</i>	<i>Price Range</i>	<i>Average</i>	<i>Top</i>
1000+	207.50-221.00	215.20	221.00	900+	208.00-218.50	211.05	224.50
900-999	203.00-237.00	225.18	237.00	800-899	209.00-231.00	222.55	231.00
800-899	229.50-243.00	236.17	250.00	700-799	194.00-229.00	211.06	229.00
700-799	147.00-227.00	193.47	238.00	600-699	171.00-212.00	195.22	212.00
600-699	215.00-242.00	231.81	242.00	400-499	177.50-202.50	190.00	243.00
500-599	211.00-235.00	218.25	235.00				

Stocker sale at **Rainy River Cattlemen's Association (Stratton): September 24, 2022 – 862** Stockers, **147** cows, **44** bulls

<i>Steers</i>	<i>Price Range</i>	<i>Average</i>	<i>Top</i>	<i>Heifers</i>	<i>Price Range</i>	<i>Average</i>	<i>Top</i>
1000+	129.00-195.99	174.50	195.99	900+	105.00-189.99	172.90	189.99
900-999	189.99-222.00	212.50	222.00	800-899	160.00-204.99	193.10	204.99
800-899	135.00-249.00	215.60	249.00	700-799	130.00-212.99	193.39	212.99
700-799	140.99-270.00	235.00	270.00	600-699	135.00-220.99	209.69	220.99
600-699	144.99-275.99	243.59	275.99	500-599	130.00-220.99	198.88	220.99
500-599	175.00-295.00	262.80	295.00	400-499	200.00-208.00	201.29	208.00
400-499	185.00-308.99	291.10	308.99	300-399	180.00-204.00	201.29	204.00
399-	200.00-314.99	276.60	314.99				
				Bulls 1600-	100.00-210.00	143.39	229.99
Cows	90.00-131.00	103.20	131.00	Bulls 1600+	135.49-141.99	138.99	441.99

Stocker sale at **Maple Hill Auctions Ltd: September 26, 2022 – 484 Stockers**

Steers	Price Range	Average	Top	Heifers	Price Range	Average	Top
1000+	237.00-247.00	244.17	247.00	90+	213.75-221.75	217.83	221.75
900-999	251.00-256.25	253.26	256.25	800-899	213.50-221.00	217.36	221.00
800-899	259.25-267.25	263.18	267.25	600-699	223.56-234.00	230.25	234.00



WEEKLY LIVE CATTLE EXPORTS-ONTARIO

	Week ending Sep. 10, 2022	Week ending Sep. 3, 2022	Year to Date
Total live slaughter cattle exported through Ontario ports to the U.S.	1,368	1,682	63,264
Steers & Heifers & Cows	263	1,519	59,142
Bulls	105	163	4,122

CANADIAN- FEDERALLY INSPECTED PROCESSING

	Week Ending Sept 24, 2022	# of hd change from week ago	YTD	% Change (Week Ago)	% Change (Year Ago)
Grand Total	67,324	+4,635	2,397,849	+7%	+0%
Western Processing	53,800	+4,830	1,900,458	+10%	+0%
Eastern Processing	13,524	-171	497,391	-1%	-0%

ONTARIO- FEDERALLY INSPECTED PROCESSING

	Week Ending Sept 24, 2022	# of hd change from week ago	YTD	% Change (Week Ago)	% Change (Year Ago)
Grand Total	12,196	-140	445,622	-1%	-0.08%

AVERAGE CARCASS WEIGHTS – CANADA

	Steers	Heifers
Sept 24, 2022	962	840
Sept 17, 2022	949	850
Sept 25, 2021	939	839

AVERAGE CARCASS WEIGHTS – ONTARIO

	Steers	Heifers
Sept 24, 2022	946	814
Sept 17, 2022	951	820
Sept 25, 2021	944	817

USDA ESTIMATED CATTLE PROCESSING VOLUME

	Week Ending Oct 1, 2022	Previous Week	Year Ago
Grand Total	664,000	667,000	640,000

ALBERTA DIRECT TRADE

Alberta's direct trade: for the week ending Sept 29, 2022

Steers	Live FOB	N/T	Rail FOB	298.50-301.50
Heifers	Live FOB	N/T	Rail FOB	298.50-301.50

U.S. TRADE (U.S. funds)

The U.S. cash cattle trade: for the week ending Sept 29, 2022

Choice and Select Steers and Heifers:	Live	141.00-148.00
	Rail	226.00-233.00

U.S. BOXED BEEF CUT-OUT VALUES (U.S. funds)

	Choice 600-900	Select 600-900
Current Five Day Average	247.71	220.57

BEEF EXPORTS – CANADA (AAFC)

	United States Jan 1- July 31/2022	Change from last year YTD	Mexico Jan 1- July 31/2022	Change from last year YTD
Total	201,894 tonnes	+2% or + 4,613 tonnes	14,334 tonnes	+4% or + 497 tonnes
	Japan Jan 1- July 31/2022	Change from last year YTD	South Korea Jan 1- July 31/2022	Change from last year YTD
Total	44,086 tonnes	+34% or + 11,094 tonnes	12,927 tonnes	+142% or + 7,576 tonnes

LIVE CATTLE – CANADA (AAFC)

		Import % change from 2020 YTD		EXPORTS Jan 1- Sept 17/22	Export % change from 2021 YTD
IMPORTS	<i>Jan 1- July 31/2022</i>		EXPORTS	<i>Jan 1- Sept 17/22</i>	
Pure bred	9,469	-10%	Slaughter steers & heifers & cows	339,857	+14%
Non-pure bred	116,324	-53%	Feeder cattle & calves	162,616	+96%
			Bulls	29,271	+8%

BEEF PRODUCTION – CANADA (AAFC)

	Jan 1 – Sept 24/22	Last Year Same Time	% Change
Fed	831,575 tonnes	827,235 tonnes	+1%
Non-fed	112,797 tonnes	112,835 tonnes	+0%

BEEF IMPORTS – CANADA (AAFC)

	Jan 1 – Sept 24/22	Last Year Same Time	% Change
United States	78,583 tonnes	74,134 tonnes	+6%
Non-CUSMA	24,055 tonnes	25,577 tonnes	-6%
EU-27 (beef/veal total)	10,351 tonnes	10,587 tonnes	-2%
Total	123,064 tonnes	120,208 tonnes	+2%

CHICAGO MERCANTILE EXCHANGE

Closing quotes on futures **today** were as follows:

Live Cattle			Feeder Cattle			Corn		
Oct	143.27	-0.85	Oct	174.17	-3.15	Oct	6.774	+8.0
Dec	147.05	-0.72	Dec	174.62	-3.20	Dec	6.840	+8.0
Feb	150.65	-0.70	Feb	175.67	-2.75	Feb	6.844	+7.0
Apr	154.30	-0.67	Apr	178.07	-2.42	Apr	6.782	+5.6
Jun	150.92	-0.32	Jun	182.12	-2.55	Jun	6.292	+3.2
Aug	150.87	-0.42	Aug	185.15	-2.65	Aug	6.166	+2.6
Soybeans			Soft Red Winter Wheat			Canadian \$		
Nov	13.646	-46.0	Dec	9.214	+25.2	Spot	72.37	-0.54
Jan	13.754	-45.0	Mar	9.320	+24.0	Dec	72.39	-0.53
Mar	13.832	-41.4	May	9.366	+22.0	Mar	72.50	-0.52
May	13.904	-38.4	Jul	9.122	+13.2	Jun	72.56	-0.56
Jul	13.930	-36.4	Sep	9.050	+10.4	Sep	75.67	-0.53
Aug	13.792	-32.0	Dec	9.050	+9.0	Dec	72.72	-0.56

Beef Farmers of Ontario, 130 Malcolm Road, Guelph, ON N1K 1B1 Phone: (519) 824-0334 Fax: (519) 824-9101 or email: markets@ontariobeef.com

ONTARIO STOCKER & FEEDER TRADE SPECIAL FALL SALES

Oct 5	11:00 am	Kawartha Lakes Community Sales Barn	Special Fall Calf & Yearling Sale
Oct 6	11:00 am	Ontario Stockyards Inc	CDN Angus Program/CDN Hereford Assoc. Sale
Oct 7	9:00 am	Keady Livestock Market	Grass Yearling Steers & Heifers- ONS
Oct 7	7:00 pm	Cargill Auction Market	Char & Exotic Cross Yearling Sale
Oct 8	11:00 am	Denfield Livestock Exchange	Vaccinated Calves & Yearlings- off grass
Oct 14	9:00 am	Keady Livestock Market	Grass Yearling Sale- ONS
Oct 14	12:00 pm	Temiskaming Livestock Exchange	Special Calf & Yearling Sale
Oct 14	7:00 pm	Maple Hill Auctions Ltd	"Upin the Ante" Charolais Sale
Oct 15	8:00 am	Stratton, Rainy River Cattlemen's Sale	Stocker Sale- Cows & Bulls To Start
Oct 18	11:00 am	Ontario Stockyards Inc	Special Fall Yearling Sale
Oct 19	11:00 am	Kawartha Lakes Community Sales Barn	Special Fall Calf & Yearling Sale
Oct 19	1:00 pm	Ontario Livestock Exchange	Special Angus Sale (with regular sale)
Oct 21	10:00 am	Brussels Livestock	Hereford Influence Sale (with regular sale)
Oct 21	11:00 am	Community Livestock Exchange	Quinte Cattlemen's Special all Vacc Sale
Oct 22	9:00 am	Keady Livestock Market	Bruce Peninsula Charolais Calf Producers Sale
Oct 22	10:00 am	Thessalon- Algoma Co-op Livestock Sales	Calf Sale! (selling in farmer lots)
Oct 22	11:00 am	Denfield Livestock Exchange	Vaccinated Calves & Yearlings- off grass
Oct 22	1:00 pm	Maple Hill Auctions Ltd	Speckle Park Sale

Comments for the week ending September 29, 2022

There were 332 fed steers and heifers sold through auction markets this week up 79 head from last week but 63 fewer than the same time last year. Fed steers ranged from \$172.96-\$183.24 averaging \$179.59 down \$3.85 from last week's weighted average price but \$24.53 stronger than year ago prices. Fed heifers sold from \$153.28-\$181.99 averaging \$172.57 down \$1.40 from the previous week but \$16.38 above last year at this time. Auction markets reported trade as steady to fully steady and firm, with one report mid-week as stronger. Quality of cattle sold will affect the average prices with the bottom prices this week lower than last week's ranges.

The Ontario railgrade market continued on the same trend as last week with no sales or bids reported from Friday through to Tuesday. Wednesday and Thursday prices were reported steady at \$303.00 dressed for steers and \$302.00-\$303.00 for heifers with delivery the week of October 17th. This week's prices remain \$33.00 cwt stronger than last year at this time.

Larger receipts of fed/cull cows sold through auction markets this week at 2,334 head, up 502 from the previous week but 764 fewer than last year at this time. Cows sold from \$81.44-\$122.57 averaging \$101.34 up \$2.74 cwt from last week and \$24.22 stronger than year ago prices. Auction markets reported trade as steady to higher on the beef cows. Good Holstein cows were steady to stronger and average dairy cows slightly lower to steady. Larger volumes of beef cows came to market this week at 726 head up 317 from last week, averaging \$107.48 up \$1.54 from last week's weighted average beef cow price. Some of the increase in volume was from a northern Ontario sale.

Receipts of stocker and feeder cattle are starting to increase at auction markets and special fall sales are ramping up. There were 6,880 head sold through auction markets this week up 1,602 from last week but 3,249 fewer than this time last year. Auction markets reported calves as extremely active at higher prices to start, but as the week progressed trade was mainly steady to higher with quality a consideration. Grass types were noted as selling higher. Heavier cattle were reported as higher to start last Friday but as the week progressed most called it steady to strong, with one market noting heavy heifers at a premium. Actual average prices this week saw steers 400-500 lbs down \$10.90 on average, 500-600 lbs up \$1.15, 600-700 lbs up \$1.94, 700-800 lbs down \$2.86, 800-900 lbs down \$0.33, 900-1000 lbs up \$0.50 and steers 1000 lbs and over averaged \$1.43 easier than last week's weighted average prices. Heifers from 300-400 lbs were \$3.09 softer than last week, 400-500 lbs down \$5.94, 500-600 lbs down \$1.56, 600-700 lbs up \$0.76, 700-800 lbs down \$0.59, 800-900 lbs down \$1.82 and heifers 900 lbs and over averaged \$15.30 higher than last week.

Alberta direct trade this week was reported by Canfax as light with prices holding fully steady to last week from \$300.00-\$305.00 cwt delivered on a dressed basis. Cattle sold were scheduled for the first two weeks of November delivery. On a picked up basis prices Canfax listed sales from \$298.50-\$303.50 dressed down around \$2.00 cwt on average of \$301.05 for steers and \$300.17 for heifers. Canfax reports: "No premiums were noted if cattle graded over 70% AAA. Feeding conditions have been ideal this summer and daily gains have been impressive." Canfax is closed on Friday in observation of the National Day for Truth and Reconciliation.

The U.S. cash cattle trade the week ending September 23rd was active with business in the north from \$144.00-\$147.00 live and \$228.00-\$234.00 dressed which is up \$1.00-\$3.00 cwt. In the south moderate to active trade was also \$1.00 stronger at mainly \$143.00 live with a few in Kansas at \$145.00. Overall average prices for the week, reported by the USDA Mandatory Price report saw live steers averaging \$144.94 up \$1.75 from the previous week while heifers averaged \$144.17 up \$1.67. On the rail steers averaged \$228.99 up \$2.15 with heifers averaging \$229.67 up \$2.72.

This week the U.S. cash cattle did not start to develop until late Tuesday and into Wednesday with light to moderate business occurring, with some clean up deals noted on Thursday. In the south trade was fully steady at \$143.00 live. In the north live sales were steady from \$144.00-\$148.00, with dressed deals from \$226.00-\$233.00, mainly \$228.00-\$229.00 which is steady to \$1.00 easier on average. At time of reporting Friday afternoon the market is quiet and it appears the bulk of trade is completed. Some clean up trade could develop with asking prices on the few remaining cattle priced at \$144.00-\$145.00 live in the south and \$230.00 plus dressed in the north.