



Weekly Market Information Report for the week ending Thursday, October 6, 2022

The following information is collected from various sources and disseminated by Beef Farmers of Ontario.

ONTARIO DIRECT TO PACKER RAILGRADE CATTLE TRADE

Prices are on a carcass weight basis before grade and weight discounts. Weekly Range:

A Grade Steers	303.00
A Grade Heifers	302.00-303.00

ONTARIO LIVE CATTLE TRADE

Ontario auction sales this week saw weighted average price ranges for:

FED CATTLE	Volume	Price Range	Average	Top	Last Week Avg
Large Frame Steers +1250	72	180.93-185.41	183.71	188.75	178.28
Medium Frame Steers +1250	68	169.88-183.92	177.62	196.00	179.16
Large & Medium Frame Steers +1250	140	175.75-185.69	181.17	196.00	179.59
Large Frame Heifers +1000	40	177.90-182.40	180.08	196.00	175.84
Medium Frame Heifers +1000	46	167.47-184.88	175.32	211.00	171.13
Large & Medium Frame Heifers +1000	86	169.22-183.51	177.17	211.00	172.57
Fed steers, Dairy & Dairy Cross +1250	71	130.93-163.80	149.29	172.00	152.71
Fed heifers, Dairy & Dairy Cross +1000	99	116.20-145.95	129.77	164.50	132.24
Cows - All Weights	1,669	81.56-120.95	99.08	165.00	101.34
Bulls - All Weights	134	119.76-152.23	134.38	172.50	134.62

STOCKERS - Large and Medium Frame

STEERS	Volume	Price Range	Average	Top	Last Week Avg
1000+	1,249	218.25-242.14	232.73	250.50	227.72
900-999	1,195	239.50-253.87	248.13	260.00	242.84
800-899	828	235.37-259.73	249.56	273.75	233.60
700-799	500	221.85-256.75	241.58	280.00	241.84
600-699	630	204.81-274.89	245.18	321.00	248.85
500-599	565	212.91-296.45	258.14	317.00	266.37
400-499	373	218.03-317.83	270.81	362.50	275.06
-399	127	199.59-321.63	267.61	389.99	240.86

STOCKERS - Large and Medium Frame

HEIFERS	Volume	Price Range	Average	Top	Last Week Avg
+900	440	186.83-203.94	196.99	229.50	203.10
800-899	538	194.17-228.25	213.02	237.50	208.85
700-799	379	183.70-220.07	203.87	231.00	198.67
600-699	304	175.83-228.09	202.92	239.00	210.54
500-599	415	167.83-242.20	211.67	266.00	205.02
400-499	272	164.04-244.22	210.64	345.00	208.68
300-399	97	151.27-239.23	206.91	270.00	212.82
-299	34	191.76-255.88	220.51	350.00	206.37

At Kawartha Lakes Community Sale Barn: October 1, 2022 – 206 cows, 9 bulls, 33 veal, 1 fed cattle, 62 stockers

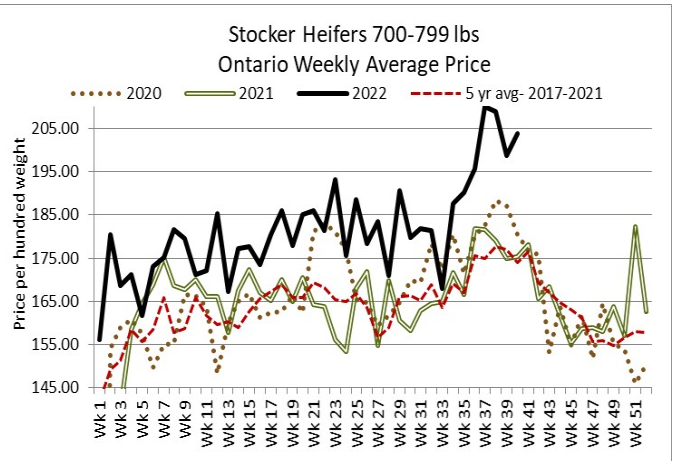
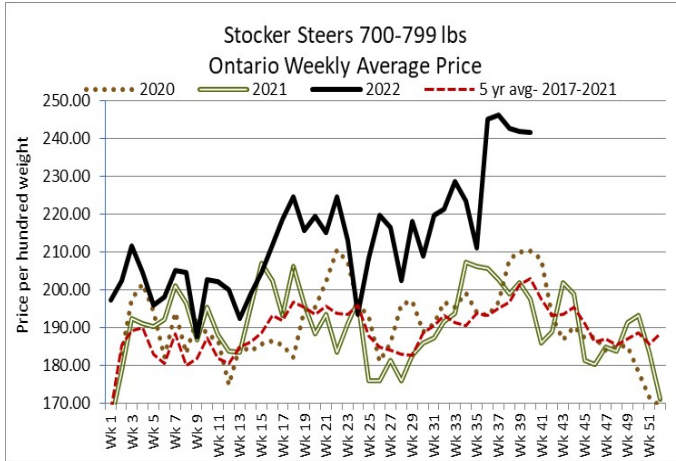
	Price Range	Avg.	Top
Cows	83.00-125.00	97.85	150.00
Bulls under 1600 lbs	98.00-140.00	123.70	140.00
Bulls over 1600 lbs	119.00-157.00	135.43	157.00
Veal 600 lbs and over	135.00-174.00	148.21	174.00

Denfield Livestock Exchange Inc., October 4, 2022: 95 Fed Cattle, 7 Veal, 47 Cows, 4 Bulls, 11 stockers

	Price Range	Average	Top
Large & Medium Frame Fed Steers +1250 lbs	177.75-188.00	182.70	196.00
Large & Medium Frame Fed Heifers +1000 lbs	177.00-187.50	182.41	196.00
Fed Heifers, Dairy & Dairy Cross 1000+ lbs	110.50-147.00	133.45	157.00
Cows	86.00-116.00	100.49	134.00
Veal calves 600 lbs +	160.00-172.00	164.40	177.00

At Aylmer Stockyards Inc.: October 5, 2022 – 20 veal, 128 Cows, 30 fed cattle, 4 bulls, 23 stockers

	Price Range	Average	Top
Fed Heifers, Dairy & Dairy Cross 1000 lbs +	126.00-164.50	143.59	164.50
Cows	79.00-147.99	105.00	164.99
Veal 600+ lbs	155.00-194.99	167.79	194.99



ONTARIO STOCKER & FEEDER TRADE

Stocker sale at Brussels Livestock: September 30, 2022 – 1,513 Stockers

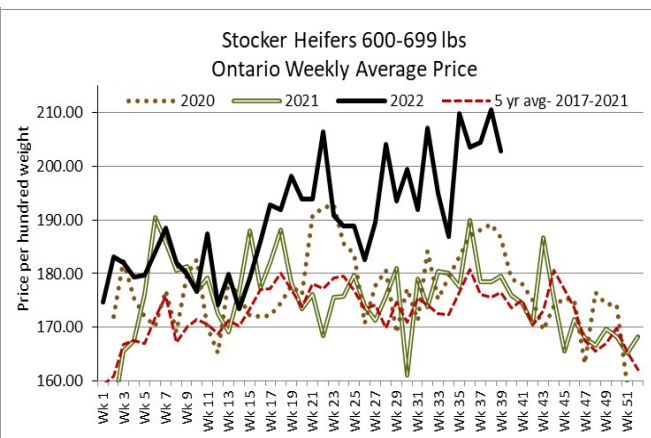
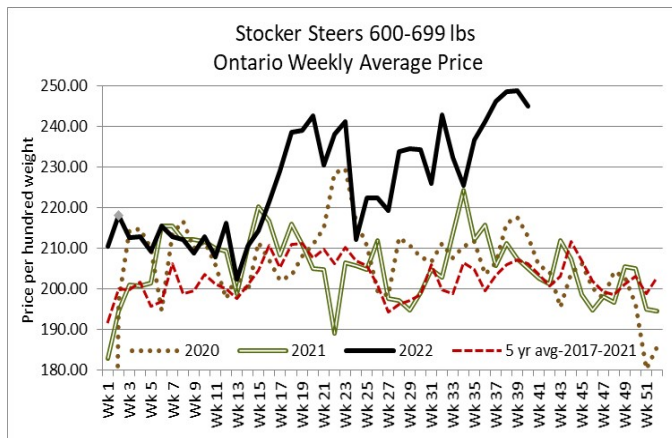
Steers	Price Range	Average	Top	Heifers	Price Range	Average	Top
1000+	206.25-235.50	225.31	248.50	900+	173.00-194.50	184.98	203.50
900-999	232.00-253.75	245.88	253.75	800-899	181.00-227.00	207.73	227.00
800-899	225.00-257.25	244.36	257.25	700-799	194.00-223.50	206.66	223.50
700-799	215.00-276.00	245.81	280.00	600-699	182.00-236.25	215.40	236.25
600-699	241.00-299.00	269.04	307.00	500-599	179.00-250.00	219.87	266.00
500-599	227.00-300.00	258.25	317.00	400-499	150.00-221.00	184.92	231.00
400-499	257.50-312.50	288.13	327.00	300-399	180.00-235.00	208.37	235.00
399-	215.00-310.00	277.29	340.00	299-	145.00-200.00	164.00	200.00

Stocker sale at: Community Livestock Exchange: October 4, 2022 – 220 Stockers

Steers	Price Range	Average	Top	Heifers	Price Range	Average	Top
800-899	144.99-214.00	170.59	214.00	700-799	137.50-206.00	177.69	206.00
700-799	154.00-235.99	206.80	235.99	600-699	141.99-198.99	182.00	198.99
600-699	130.00-258.49	202.99	258.49	500-599	130.00-245.00	200.00	245.00
500-599	155.00-314.99	260.99	314.99	400-499	135.00-245.00	209.50	345.00
400-499	169.99-352.49	281.80	352.49				

Stocker sale at: Keady Livestock Market: October 4, 2022 – 778 Stockers

Steers	Price Range	Average	Top	Heifers	Price Range	Average	Top
1000+	232.50-242.25	238.09	244.25	900+	225.00-48 hd	225.00	225.00
900-999	229.00-246.00	237.71	246.00	800-899	199.00-235.50	220.05	235.50
800-899	240.00-267.00	258.93	267.00	700-799	214.00-231.00	223.32	231.00
700-799	238.00-252.00	243.08	252.00	600-699	175.00-238.00	208.22	238.00
600-699	185.00-321.00	278.82	321.00	500-599	170.00-229.00	209.80	229.00
500-599	222.50-230.00	225.00	270.00	400-499	197.50-238.00	219.21	238.00



Stocker sale at: **Renfrew Pontiac Livestock: October 4, 2022 – 473 Stockers**

Steers	Price Range	Average	Top	Heifers	Price Range	Average	Top
800-899	170.99-239.00	229.29	239.00	800-899	180.00-216.50	210.99	216.50
700-799	152.49-250.00	208.40	250.00	700-799	160.00-218.99	198.59	218.99
600-699	155.00-289.00	230.90	289.00	600-699	194.99-225.99	211.10	225.99
500-599	182.49-293.99	256.00	293.99	500-599	155.00-264.99	219.20	264.99
400-499	180.00-362.50	269.79	362.50	400-499	167.50-258.99	235.49	333.99
399-	189.99-389.99	300.00	389.99	300-399	139.99-260.00	223.60	260.00
				299-	220.00-285.00	243.00	285.00

Stocker sale at **Ontario Livestock Exchange, October 5, 2022 – 569 stockers**

Steers	Price Range	Average	Top	Heifers	Price Range	Average	Top
1000+	214.00-245.00	228.30	245.00	900+	200.00-205.00	203.18	205.00
900-999	207.00-255.50	237.28	255.50	800-899	185.00-189.00	187.40	189.00
800-899	204.00-262.00	236.38	262.00				
700-799	202.50-217.00	209.33	217.00				
600-699	206.00-229.00	214.07	229.00				
500-599	175.00-227.50	202.00	227.50				

Stocker sale at **Ontario Livestock Exchange: October 6, 2022 – 295 Stockers**

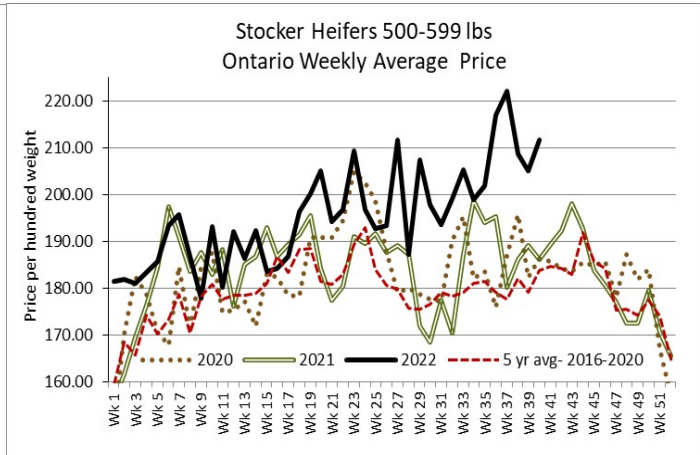
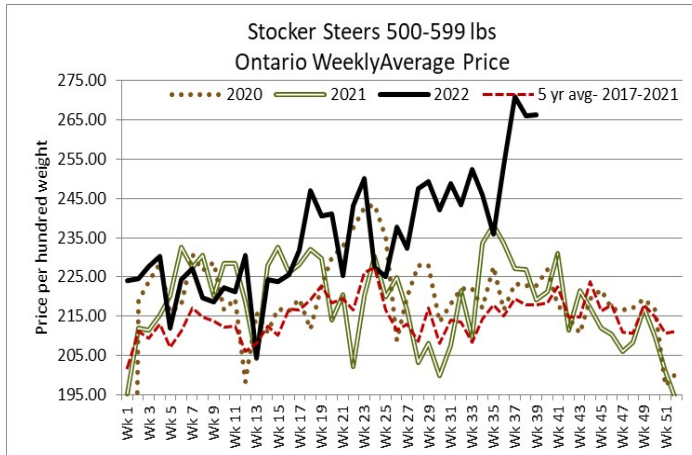
Steers	Price Range	Average	Top	Heifers	Price Range	Average	Top
700-799	170.00-245.00	203.16	245.00	900+	149.00-182.50	165.62	186.00
600-699	157.50-240.00	189.40	257.50	800-899	187.50-200.00	193.23	200.00
500-599	115.00-245.00	189.13	295.00	700-799	140.00-192.50	173.60	192.50
400-499	180.00-275.00	225.10	312.50	600-699	150.00-205.00	173.21	205.00
399-	175.00-265.00	223.50	315.00	500-599	145.00-210.00	184.24	220.00
				400-499	140.00-210.00	171.00	215.00
				300-399	165.00-220.00	193.33	220.00
				299-	185.00-250.00	215.00	250.00

Stocker sale at **Ontario Stockyards Inc: October 6, 2022 – 1,121 Stockers**

Steers	Price Range	Average	Top	Heifers	Price Range	Average	Top
1000+	152.50-211.00	198.57	211.00	900+	147.00-179.00	167.34	179.00
900-999	177.50-238.00	225.50	238.00	800-899	167.50-216.50	198.28	216.50
800-899	180.00-241.00	207.95	241.00	700-799	150.00-220.00	194.78	226.00
700-799	200.00-251.00	234.44	270.00	600-699	165.00-233.00	195.24	233.00
600-699	202.00-262.50	237.11	277.00	500-599	170.00-239.00	209.99	243.00
500-599	247.50-310.00	277.72	310.00	400-499	170.00-257.50	213.52	257.50
400-499	240.00-310.00	270.76	360.00	300-399	145.00-270.00	216.00	270.00
399-	235.00-330.00	278.70	350.00	299-	205.00-350.00	283.33	350.00

Stocker sale at **Ottawa Livestock Exchange: October 6, 2022 – 222 Stockers**

Steers	Price Range	Average	Top	Heifers	Price Range	Average	Top
700-799	174.00-208.00	200.00	228.00	800-899	114.00-191.00	156.17	191.00
600-699	210.00-240.00	230.92	240.00	700-799	170.00-212.00	184.76	212.00
500-599	214.00-284.00	248.38	284.00	600-699	170.00-224.00	188.13	224.00
400-499	215.00-316.00	272.41	348.00	500-599	180.00-230.00	205.60	230.00
399-	122.00-276.00	217.17	320.00	400-499	162.00-236.00	209.69	236.00



ONTARIO STOCKER & FEDER TRADE SPECIAL FALL SALE

Stocker sale at **Keady Livestock Market: September 30, 2022 – 1,611 Stockers**

Steers	Price Range	Average	Top	Heifers	Price Range	Average	Top
1000+	237.00-250.50	243.40	250.50	900+	224.00-226.50	224.96	226.50
900-999	255.75-260.00	257.56	260.00	800-899	223.00-236.00	228.6	236.00
800-899	251.50-264.50	258.66	273.75				
700-799	258.00-270.25	265.47	272.50				

Grass yearlings sold steady on a good demand.

Stocker sale at **Maple Hill Auctions Ltd: October 3, 2022 – 478 Stockers**

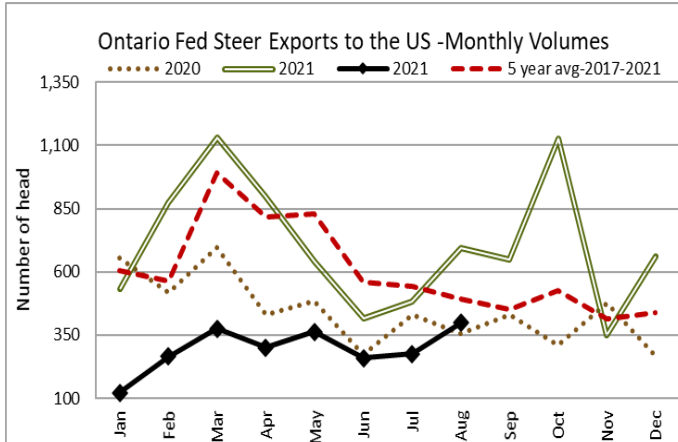
Steers	Price Range	Average	Top	Heifers	Price Range	Average	Top
1000+	230.50-246.50	244.70	246.50	900+	N/T		
900-999	246.00-249.00	247.65	252.50				
800-899	241.00-259.25	251.34	259.25				
600-699	255.50-255.50	255.50	255.50				

Stocker sale at **Kawartha Lakes Community Sales Barn, October 5, 2022 – 599 stockers**

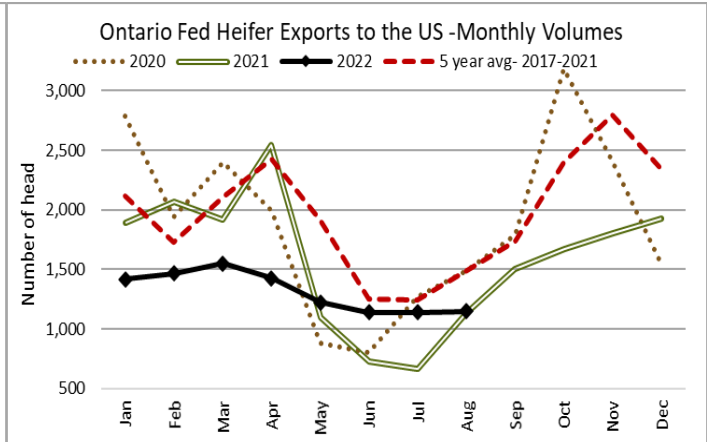
Steers	Price Range	Average	Top	Heifers	Price Range	Average	Top
1000+	175.00-236.50	220.77	236.50	900+	160.00-229.50	214.28	229.50
900-999	222.50-249.75	241.46	249.75	800-899	212.00-237.50	221.18	237.50
800-899	211.00-258.00	242.68	258.00	700-799	193.50-221.50	210.24	221.50
700-799	200.00-251.00	227.30	251.00	600-699	200.00-239.00	221.62	239.00
600-699	195.00-268.00	239.96	268.00	500-599	178.00-260.00	230.65	260.00
500-599	220.00-286.00	245.09	286.00	400-499	172.50-263.00	219.65	263.00
400-499	232.50-321.00	289.11	321.00	300-399	135.00-230.00	207.68	230.00
399-	245.00-336.00	304.37	336.00				

WEEKLY LIVE CATTLE EXPORTS-ONTARIO

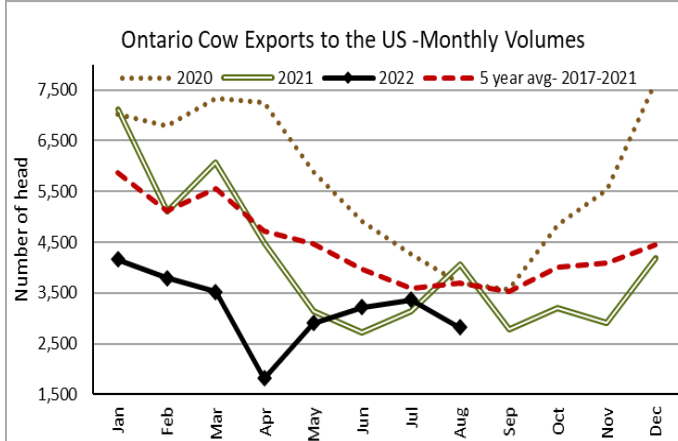
	Week ending Sep. 17, 2022	Week ending Sep. 10, 2022	Year to Date
Total live slaughter cattle exported through Ontario ports to the U.S.	1,396	1,368	64,660
Steers & Heifers & Cows	1,308	263	60,450
Bulls	88	105	4,210



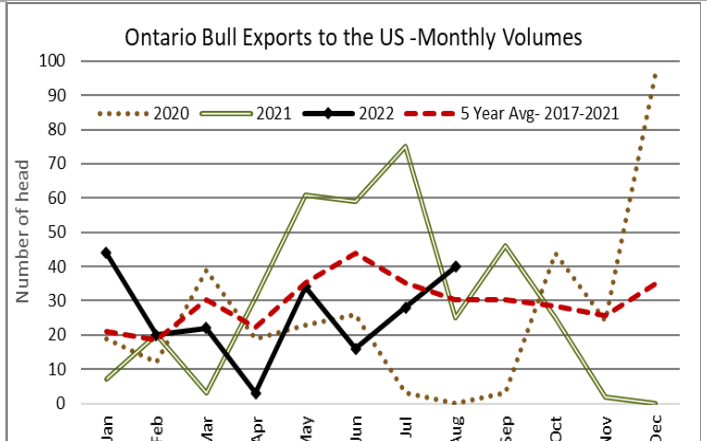
Source: Statistics Canada & Canfax



Source: Statistics Canada & Canfax



Source: Statistics Canada & Canfax



Source: Statistics Canada & Canfax

CANADIAN- FEDERALLY INSPECTED PROCESSING

	Week Ending Oct 1, 2022	# of hd change from week ago	YTD	% Change (Week Ago)	% Change (Year Ago)
Grand Total	67,979	+655	2,465,828	+1%	+0%
Western Processing	53,883	+83	1,954,341	+0%	+0%
Eastern Processing	14,096	+572	511,487	+4%	-0%

ONTARIO- FEDERALLY INSPECTED PROCESSING

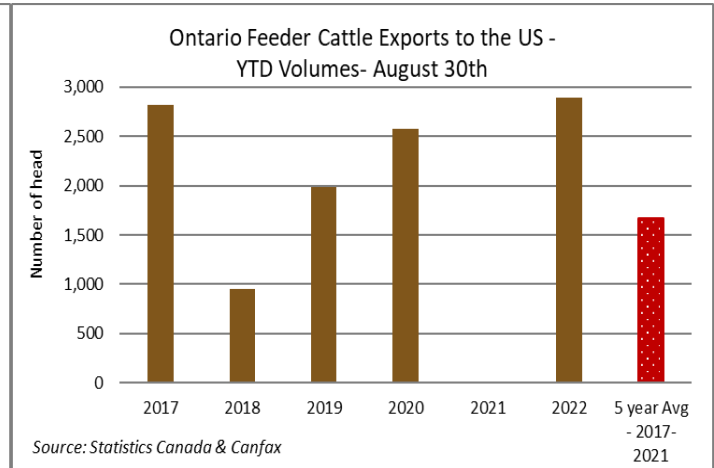
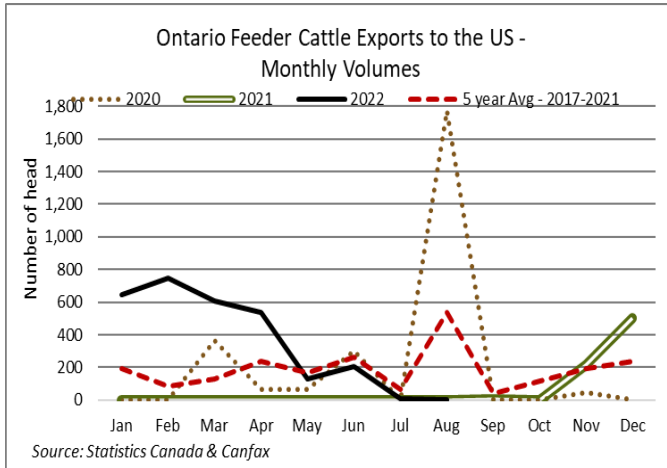
	Week Ending Sept 24, 2022	# of hd change from week ago	YTD	% Change (Week Ago)	% Change (Year Ago)
Grand Total	12,196	+377	458,195	+3%	-0%

AVERAGE CARCASS WEIGHTS – CANADA

	Steers	Heifers
Oct 1, 2022	958	863
Sept 24, 2022	962	840
Oct 2, 2021	936	824

AVERAGE CARCASS WEIGHTS – ONTARIO

	Steers	Heifers
Oct 1, 2022	952	843
Sept 24, 2022	946	814
Oct 2, 2021	948	803



USDA ESTIMATED CATTLE PROCESSING VOLUME

	Week Ending Oct 8, 2022	Previous Week	Year Ago
Grand Total	664,000	664,000	657,000

ALBERTA DIRECT TRADE

Alberta's direct trade: for the week ending Oct 6, 2022

Steers	Live FOB	184.00	Rail FOB	298.50-300.50
Heifers	Live FOB	184.00	Rail FOB	298.50-302.50

U.S. TRADE (U.S. funds)

The U.S. cash cattle trade: for the week ending Oct 6, 2022

Choice and Select Steers and Heifers:	Live	143.00-149.00
	Rail	228.00-233.00

U.S. BOXED BEEF CUT-OUT VALUES (U.S. funds)

	Choice 600-900	Select 600-900
Current Five Day Average	246.43	219.91

BEEF EXPORTS – CANADA (AAFC)

	United States	Change from last year YTD	Mexico	Change from last year YTD
	Jan 1- July 31/2022		Jan 1- July 31/2022	
Total	201,894 tonnes	+2% or + 4,613 tonnes	14,334 tonnes	+4% or + 497 tonnes
	Japan	Change from last year YTD	South Korea	Change from last year YTD
	Jan 1- July 31/2022		Jan 1- July 31/2022	
Total	44,086 tonnes	+34% or + 11,094 tonnes	12,927 tonnes	+142% or + 7,576 tonnes

LIVE CATTLE – CANADA (AAFC)

IMPORTS		EXPORTS			
	Import % change from 2020 YTD		Export % change from 2021 YTD		
	Jan 1- July 31/2022		Jan 1- Sept 17/22		
Pure bred	9,469	-10%	Slaughter steers & heifers & cows	339,857	+14%
Non-pure bred	116,324	-53%	Feeder cattle & calves	162,616	+96%
			Bulls	29,271	+8%

BEEF PRODUCTION – CANADA (AAFC)

	<i>Jan 1 – Sept 24/22</i>	<i>Last Year Same Time</i>	<i>% Change</i>
Fed	831,575 tonnes	827,235 tonnes	+1%
Non-fed	112,797 tonnes	112,835 tonnes	+0%

BEEF IMPORTS – CANADA (AAFC)

	<i>Jan 1 – Sept 24/22</i>	<i>Last Year Same Time</i>	<i>% Change</i>
United States	78,583 tonnes	74,134 tonnes	+6%
Non-CUSMA	24,055 tonnes	25,577 tonnes	-6%
EU-27 (beef/veal total)	10,351 tonnes	10,587 tonnes	-2%
Total	123,064 tonnes	120,208 tonnes	+2%

CHICAGO MERCANTILE EXCHANGE

Closing quotes on futures **today** were as follows:

Live Cattle

Oct	145.32	+0.00
Dec	148.05	+0.17
Feb	151.75	+0.12
Apr	155.77	-0.02
Jun	152.55	+0.00
Aug	152.17	-0.10

Feeder Cattle

Oct	174.72	-1.00
Dec	175.62	-0.80
Feb	176.60	-1.25
Apr	178.30	-1.60
Jun	182.37	-1.45
Aug	185.57	-1.32

Corn

Oct	6.832	+7.6
Dec	6.910	+7.6
Feb	6.924	+7.6
Apr	6.870	+7.0
Jun	6.392	+6.2
Aug	6.244	+3.6

Soybeans

Nov	13.670	+9.0
Jan	13.792	+8.6
Mar	13.890	+8.0
May	13.972	+7.4
Jul	14.022	+7.4
Aug	13.902	+6.0

Soft Red Winter Wheat

Dec	8.802	+1.2
Mar	8.950	+2.2
May	9.032	+2.6
Jul	8.964	+5.2
Sep	8.952	+5.2
Dec	8.976	+4.4

Canadian \$

Spot	72.84	+0.10
Dec	72.85	+0.13
Mar	72.94	+0.13
Jun	73.11	+0.16
Sep	73.18	+0.16
Dec	73.24	+0.17

Beef Farmers of Ontario, 130 Malcolm Road, Guelph, ON N1K 1B1 Phone: (519) 824-0334 Fax: (519) 824-9101 or email: markets@ontariobeef.com

ONTARIO STOCKER & FEEDER TRADE SPECIAL FALL SALES

Oct 8	11:00 am	Denfield Livestock Exchange	Vaccinated Calves & Yearlings- off grass
Oct 14	9:00 am	Keady Livestock Market	Grass Yearling Sale- ONS
Oct 14	12:00 pm	Temiskaming Livestock Exchange	Special Calf & Yearling Sale
Oct 14	7:00 pm	Maple Hill Auctions Ltd	“Upin the Ante” Charolais Sale
Oct 15	8:00 am	Stratton, Rainy River Cattlemen’s Sale	Stocker Sale- Cows & Bulls To Start
Oct 18	11:00 am	Ontario Stockyards Inc	Special Fall Yearling Sale
Oct 19	11:00 am	Kawartha Lakes Community Sales Barn	Special Fall Calf & Yearling Sale
Oct 19	1:00 pm	Ontario Livestock Exchange	Special Angus Sale (with regular sale)
Oct 21	10:00 am	Brussels Livestock	Hereford Influence Sale (with regular sale)
Oct 21	11:00 am	Community Livestock Exchange	Quinte Cattlemen’s Special all Vacc Sale
Oct 22	9:00 am	Keady Livestock Market - Presort	Bruce Peninsula Charolais Calf Producers Sale
Oct 22	10:00 am	Thessalon- Algoma Co-op Livestock Sales	Calf Sale! (selling in farmer lots)
Oct 22	11:00 am	Denfield Livestock Exchange	Vaccinated Calves & Yearlings- off grass
Oct 22	1:00 pm	Maple Hill Auctions Ltd	Speckle Park Sale
Oct 24	1:00 pm	Carsons Farms & Auction	Special Fall Stocker Sale
Oct 24	7:00 pm	Maple Hill Auctions Ltd	Local Vaccinated Calf Sale
Oct 25	9:00 am	Keady Livestock Market - Presort	Georgian Bay Charolais Calf Producer Sale
Oct 26	12:00 pm	Aylmer Stockyards Inc	Fall Stocker Sale
Oct 26	1:00 pm	Vankleek Hill Livestock Exchange	Fall Stocker Sale
Oct 27	9:00 am	Keady Livestock Market - Presort	Bluewater Black Calf Producers Sale
Oct 27	10:00 am	Warton-Grey Bruce Livestock Co-op.	Calf Sale! (90% Vaccinated)
Oct 28	7:00 pm	Cargill Auction Market	Local Calf Sale
Oct 29	9:00 am	Keady Livestock Market	Central Ont. Calf Producers Sale-owner lots

Comments for the week ending October 6, 2022

226 fed steers and heifers sold through auction markets this week, down 103 from the previous week and 96 fewer than the same time last year. Fed steers sold from \$175.75-\$185.69 averaging \$181.17 up \$1.58 from last week and \$23.68 higher than year ago prices. Fed heifers traded from \$169.22-\$183.51 averaging \$177.17 up \$4.60 from the week before and \$21.43 stronger than last year at this time. Auction markets reported trade as active with prices steady to easier to start and steady to fully steady as the week progressed.

The Ontario railgrade market continued at steady prices with steers reported at \$303.00 dressed and heifers from \$302.00-\$303.00. The week started out the previous Friday with delivery the week of October 17th but by Wednesday this week cattle sold were being scheduled for the week of October 24th. This week's prices continue to average \$33.00 cwt above last year at this time.

Much lighter receipts of 1,669 fed/cull cows sold through auction markets, down 665 from last week and 1,017 fewer than the same time last year. Cows ranged from \$81.56-\$120.95 averaging \$99.08 down \$2.26 from the previous week but \$31.85 stronger than year ago prices. Auction markets reported a good demand with prices steady to easier, with quality considered. Plainer and thinner types were slightly easier. 385 beef cows were in the mix this week down 341 head from last week, averaging \$105.30 down \$2.18 cwt from last week's weighted average beef cow price.

Live cattle exports from Ontario to the U.S. are down from last year with the exception of feeder cattle. Export stats provided by Canfax and Statistics Canada show steer exports at 2,360 head as of August 30, 2022 which is down 58% from the same time in 2021. Heifer exports are sitting at 10,516 head, down 13% from the year before. Cull cow exports are at 25,605 head as of August 30, 2022 down 29% year over year and bulls at 207 head down 26%. Feeders on the other hand are up considerably at 2,890 head exported from Ontario as of August 30, 2022, which is up 144,400% as there were only 2 head exported by August 30, 2021 year to date. The 2022 feeder export volumes compared to the five-year average are up 73% year to date and just 12% more than in 2020. The lower CDN dollar recently should provide support to the live cattle export market.

7,946 stocker and feeder cattle sold through auction markets this week, up 2,668 from the week before and 946 more than the same week last year. Auction markets reported calves as trading actively with prices steady to higher with quality considered to start, and steady the remainder of the week. Grass cattle were steady to higher on good demand, bringing premiums. Yearlings were strong and fully steady on the steers and steady on the heifers. Actual average prices this week saw steers 400-500 lbs down \$4.25 cwt from last week's weighted average, 500-600 lbs down \$8.23, 600-700 lbs down \$3.67, 700-800 lbs down \$0.26, 800-900 lbs up \$15.96, 900-1000 lbs up \$3.11 and steers 1000 lbs and over average \$5.01 stronger than last week on average. Heifers from 300-400 lbs were down \$5.91, 400-500 lbs up \$1.96, 500-600 lbs up \$6.65, 600-700 lbs down \$7.62, 700-800 lbs up \$5.20, 800-900 lbs up \$4.17 and heifers 900 lbs and over averaged \$6.11 easier than last week on average.

Alberta direct trade was light with prices reported for this week from \$300.00-\$304.00 cwt delivered on a dressed basis, steady to \$1.00 cwt easier. Canfax reports: "Light volumes of Alberta cattle traded into the US. Depending on freight and dressing percentage, prices are working back to the low to mid \$180's FOB lot. Sales to the US are at a slight premium over local deals. Cattle that traded to the US would be picked up in a couple weeks while sales to western Canadian packers would not be picked up until mid-November."

The U.S. cash cattle trade the week ending September 30th was basically steady to the prior week, with live trade in the south from \$141.00-\$143.00, mainly \$143.00. In the north live trade ranged from \$144.00-\$148.00 and \$226.00-\$233.00 dressed with majority of business being concluded on Tuesday and Wednesday. The overall average prices for the week, reported by the USDA Mandatory Price Report, saw live steers average \$144.78 down \$0.16 while live heifers averaged \$144.18 up \$0.01. On the rail steers averaged \$229.17 up \$0.18 while heifers averaged \$228.98 down \$0.69.

This week the U.S. cash cattle trade has been light with sellers able to push prices a little higher. In the south trade has been noted from \$143.00-\$144.50 live, mainly \$144.00 up a solid dollar from last week's southern trade. In the north live trade has ranged from \$144.00-\$148.00, mainly \$147.00-\$148.00 up \$1.00-\$2.00 cwt, while dressed deals have been reported from \$228.00-\$232.00 dressed, mostly \$230.00 up \$1.00 cwt. There were still some cattle to sell but sellers were not going to let them go at prices established this week and are holding the cattle over until next week with even higher asking prices anticipated. This week's trade appears to be completed.