



Weekly Market Information Report for the week ending Thursday, October 13, 2022

The following information is collected from various sources and disseminated by Beef Farmers of Ontario.

ONTARIO DIRECT TO PACKER RAILGRADE CATTLE TRADE

Prices are on a carcass weight basis before grade and weight discounts. Weekly Range:

A Grade Steers	303.00
A Grade Heifers	302.00-303.00

ONTARIO LIVE CATTLE TRADE

Ontario auction sales this week saw weighted average price ranges for:

FED CATTLE	Volume	Price Range	Average	Top	Last Week Avg
Large Frame Steers +1250	51	166.48-188.23	179.76	210.00	183.71
Medium Frame Steers +1250	79	176.32-184.39	181.53	195.50	177.62
Large & Medium Frame Steers +1250	130	171.58-187.06	182.17	210.00	181.17
Large Frame Heifers +1000	32	161.55-181.73	169.40	200.00	180.08
Medium Frame Heifers +1000	48	131.73-173.20	155.88	190.00	175.32
Large & Medium Frame Heifers +1000	80	140.38-182.19	163.66	200.00	177.17
Fed steers, Dairy & Dairy Cross +1250	31	146.45-168.15	158.14	176.00	149.29
Fed heifers, Dairy & Dairy Cross +1000	98	104.66-158.84	134.59	178.00	129.77
Cows - All Weights	1,726	79.53-118.65	97.89	168.00	99.08
Bulls - All Weights	130	119.58-151.11	136.45	175.00	134.38

STOCKERS - Large and Medium Frame

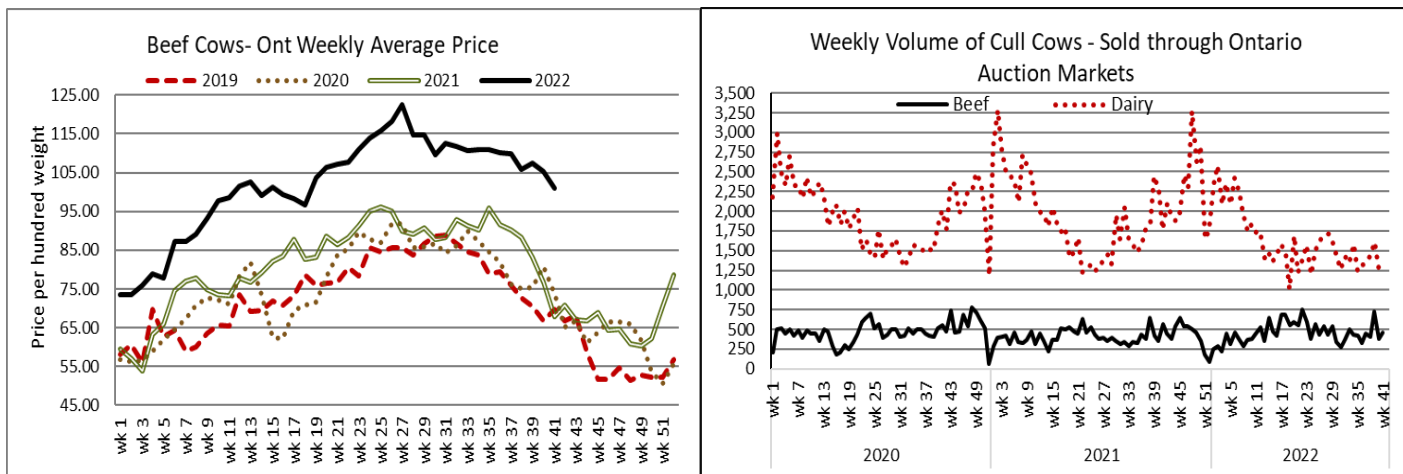
STEERS	Volume	Price Range	Average	Top	Last Week Avg
1000+	974	219.30-236.65	229.04	251.00	232.73
900-999	857	235.89-256.26	245.75	263.75	248.13
800-899	467	236.47-259.64	250.13	269.00	249.56
700-799	221	198.53-248.38	226.09	288.00	241.58
600-699	330	211.19-268.58	241.17	283.00	245.18
500-599	403	200.08-301.78	260.46	327.00	258.14
400-499	271	205.30-322.72	275.43	350.00	270.81
-399	109	195.55-313.47	261.72	370.00	267.61

STOCKERS - Large and Medium Frame

HEIFERS	Volume	Price Range	Average	Top	Last Week Avg
+900	474	185.48-224.85	205.87	232.50	196.99
800-899	391	194.57-228.16	212.53	239.50	213.02
700-799	190	189.62-214.64	204.18	223.50	203.87
600-699	220	170.88-234.89	208.98	248.00	202.92
500-599	316	167.64-241.83	216.86	257.50	211.67
400-499	197	169.33-250.30	217.87	275.00	210.64
300-399	64	173.02-235.86	209.87	264.99	206.91
-299	18	164.14-220.92	193.46	257.00	220.51

At Kawartha Lakes Community Sale Barn, October 8, 2022 – 1 fed cattle, 137 cows, 11 bulls, 39 veal, 15 stockers

	Price Range	Avg.	Top
Cows	79.00-120.00	97.01	132.50
Bulls – under 1600 lbs	100.00-125.00	109.48	125.00
Bulls – over 1600 lbs	127.00-157.00	136.81	157.00
Veal 600 lbs and over	140.00-172.00	162.25	172.00



Denfield Livestock Exchange Inc., October 11, 2022: 83 Fed Cattle, 7 Veal, 82 Cows, 2 Bulls, 20 stockers

	Price Range	Average	Top
Large & Medium Frame Fed Steers +1250 lbs	174.50-188.25	183.90	198.50
Large & Medium Frame Fed Heifers +1000 lbs	175.25-200.00	184.84	200.00
Cows	82.50-127.50	105.92	139.00

ONTARIO STOCKER & FEEDER TRADE

Stocker sale at **Brussels Livestock: October 7, 2022 – 1,387** Stockers

Steers	Price Range	Average	Top	Heifers	Price Range	Average	Top
1000+	204.25-234.50	219.39	240.00	900+	185.00-232.50	208.52	232.50
900-999	223.00-263.75	242.61	263.75	800-899	181.00-233.50	203.46	233.50
800-899	230.00-251.25	246.27	258.00	700-799	189.00-206.00	194.70	207.00
700-799	200.00-274.00	239.37	288.00	600-699	181.00-240.00	210.87	246.50
600-699	228.00-273.00	246.00	273.00	500-599	192.00-241.00	227.50	241.00
500-599	232.50-284.00	258.18	284.00	400-499	200.00-240.00	217.46	241.00
400-499	259.00-326.00	292.16	326.00	300-399	205.00-262.50	235.00	262.50
399-	242.00-330.00	298.54	330.00				

Stocker sale at: **Community Livestock Exchange: October 11, 2022 – 345** Stockers

Steers	Price Range	Average	Top	Heifers	Price Range	Average	Top
800-899	175.00-220.99	196.10	220.99	700-799	147.50-210.00	186.29	210.00
700-799	156.00-237.99	218.80	237.99	600-699	125.00-220.00	185.80	220.00
600-699	162.50-262.99	219.49	262.99	500-599	130.00-245.00	216.69	245.00
500-599	150.00-310.00	243.59	310.00	400-499	127.49-250.00	210.40	250.00
400-499	155.00-335.00	265.89	335.00	300-399	150.00-242.49	215.89	242.49
399-	144.99-264.99	186.29	307.50				

Stocker sale at: **Keady Livestock Market: October 11, 2022 – 820** Stockers

Steers	Price Range	Average	Top	Heifers	Price Range	Average	Top
1000+	229.00-251.00	246.46	251.00	900+	186.00-196.00	194.24	196.00
900-999	180.00-231.00	207.38	231.00	800-899	170.00-207.00	203.98	207.00
800-899	245.00-269.00	257.55	269.00	700-799	208.00-223.50	218.18	223.50
700-799	215.00-245.00	229.41	259.00	600-699	182.50-248.00	225.95	248.00
600-699	224.00-262.50	249.10	280.00	500-599	200.00-257.50	229.53	257.50
500-599	227.50-301.00	279.64	321.00	400-499	210.00-247.00	226.33	255.00
400-499	285.00-317.00	303.12	331.00	300-399	215.00-249.00	233.45	249.00
399-	230.00-290.00	250.00	350.00				

Stocker sale at: **Renfrew Pontiac Livestock: October 11, 2022 – 582** Stockers

Steers	Price Range	Average	Top	Heifers	Price Range	Average	Top
800-899	204.99-231.99	226.69	231.99	700-799	112.50-208.99	174.70	208.99
700-799	187.50-243.50	218.10	243.50	600-699	170.99-233.99	207.69	233.99
600-699	200.99-283.00	239.69	283.00	500-599	152.49-254.99	219.30	254.99
500-599	200.00-327.00	272.19	327.00	400-499	160.00-275.00	227.80	275.00
400-499	180.00-350.00	286.50	350.00	300-399	169.99-264.99	231.00	264.99
399-	189.99-370.00	198.89	370.00	299-	175.00-250.00	208.70	250.00

Stocker sale at **Ottawa Livestock Exchange: October 13, 2022 – 135** Stockers

Steers	Price Range	Average	Top	Heifers	Price Range	Average	Top
600-699	232.00-270.00	256.70	270.00	500-599	228.00-254.00	241.00	254.00
500-599	228.00-288.00	256.27	312.00				
400-499	251.00-312.00	292.60	312.00				
399-	258.00-338.00	308.00	338.00				

Stocker sale at **Ontario Livestock Exchange: October 13, 2022 – 303** Stockers

Steers	Price Range	Average	Top	Heifers	Price Range	Average	Top
1000+	142.00-189.00	168.12	202.00	900+	147.50-192.50	164.08	192.50
900-999	165.00-190.00	182.71	190.00	800-899	155.00-200.00	169.90	200.00
800-899	160.00-207.50	185.72	212.50	700-799	175.00-212.50	196.52	212.50
700-799	175.00-237.00	213.05	247.50	600-699	127.50-225.00	192.17	225.00
600-699	185.00-255.00	233.50	255.00	500-599	150.00-205.00	184.48	240.00
500-599	90.00-267.50	209.29	275.00	400-499	170.00-212.50	184.58	215.00
400-499	215.00-290.00	253.75	340.00	300-399	165.00-210.00	178.25	215.00
399-	167.50-255.00	207.84	315.00	299-	125.00-210.00	174.00	210.00

Stocker sale at **Ontario Stockyards Inc: October 13, 2022 – 763** Stockers

Steers	Price Range	Average	Top	Heifers	Price Range	Average	Top
900-999	183.00-215.00	193.58	228.00	900+	150.00-206.50	191.04	206.50
800-899	160.00-213.00	190.60	242.00	800-899	180.00-211.00	193.48	219.00
700-799	227.00-270.00	252.11	270.00	700-799	182.50-229.00	212.12	229.00
600-699	234.00-281.00	262.27	281.00	600-699	187.50-250.00	232.86	250.00
500-599	240.00-295.00	266.83	327.00	500-599	215.00-258.00	236.72	258.00
400-499	255.00-345.00	296.70	365.00	400-499	234.00-273.00	252.63	273.00
399-	265.00-360.00	314.41	400.00	300-399	190.00-330.00	291.63	395.00
				299-	335.00-400.00	351.25	400.00

ONTARIO STOCKER & FEEDER TRADE SPECIAL FALL SALES

Stocker sale at **Keady Livestock Market: October 7, 2022 – 1,141** Stockers

Steers	Price Range	Average	Top	Heifers	Price Range	Average	Top
1000+	233.00-243.00	238.68	250.00	800-899	232.50-239.50	237.33	239.50
900-999	249.75-257.25	253.81	259.00				
800-899	249.00-266.50	260.51	266.50				

Special grass yearling sale, selling on overnight stand- selling on a steady market.

WEEKLY LIVE CATTLE EXPORTS-ONTARIO

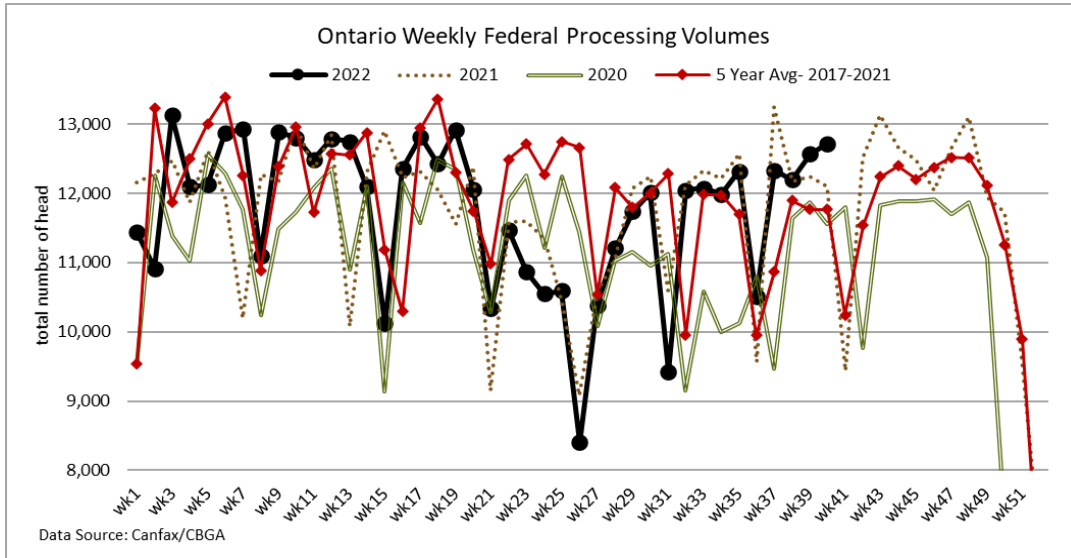
	Week ending Sep. 24, 2022	Week ending Sep. 17, 2022	Year to Date
Total live slaughter cattle exported <i>through Ontario ports to the U.S.</i>	1,539	1,396	66,199
Steers & Heifers & Cows	1,404	1,308	61,854
Bulls	135	88	4,345

CANADIAN- FEDERALLY INSPECTED PROCESSING

	Week Ending Oct 8, 2022	# of hd change from week ago	YTD	% Change (Week Ago)	% Change (Year Ago)
Grand Total	63,427	-4,552	2,529,255	-7%	+0%
Western Processing	49,234	-4,649	2,003,575	-9%	+0%
Eastern Processing	14,193	+97	525,680	+1%	-0%

ONTARIO- FEDERALLY INSPECTED PROCESSING

	Week Ending Oct 8, 2022	# of hd change from week ago	YTD	% Change (Week Ago)	% Change (Year Ago)
Grand Total	12,719	+146	470,914	+1.2%	+0.1%

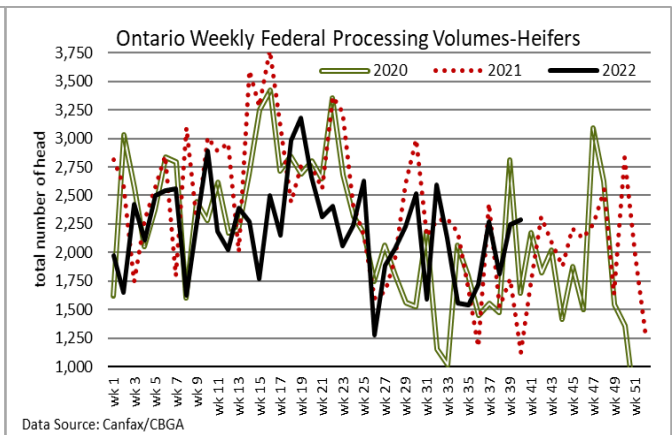
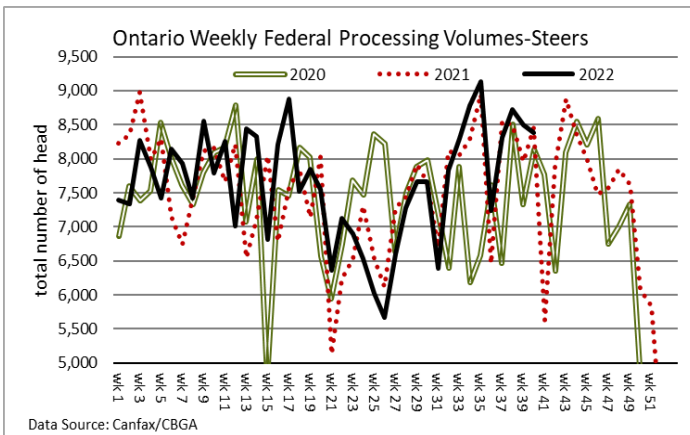


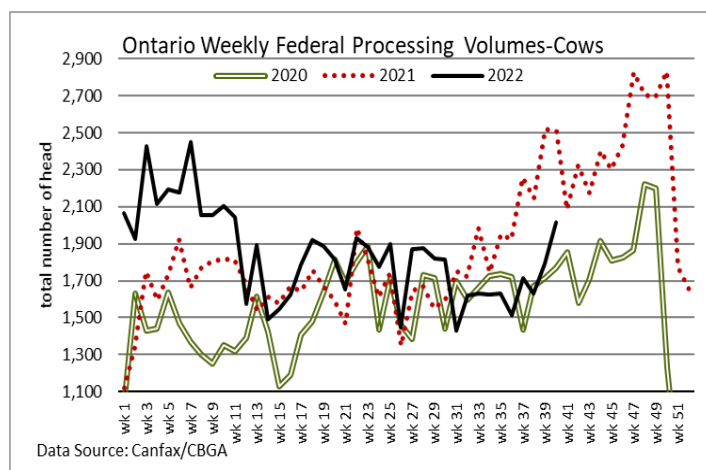
AVERAGE CARCASS WEIGHTS – CANADA

	Steers	Heifers
Oct 8, 2022	964	860
Oct 1, 2022	958	863
Oct 9, 2021	948	861

AVERAGE CARCASS WEIGHTS – ONTARIO

	Steers	Heifers
Oct 8, 2022	956	828
Oct 1, 2022	952	843
Oct 9, 2021	938	823





USDA ESTIMATED CATTLE PROCESSING VOLUME

	Week Ending Oct 15, 2022	Previous Week	Year Ago
Grand Total	660,000	664,000	643,000

ALBERTA DIRECT TRADE

Alberta's direct trade: for the week ending Oct 13, 2022

Steers	Live FOB	N/T	Rail FOB	Not enough sold to report
Heifers	Live FOB	185.50	Rail FOB	296.50-298.50

U.S. TRADE (U.S. funds)

The U.S. cash cattle trade: for the week ending Oct 13, 2022

Choice and Select Steers and Heifers:	Live	145.00-150.00
	Rail	228.00-232.00

U.S. BOXED BEEF CUT-OUT VALUES (U.S. funds)

	Choice 600-900	Select 600-900
Current Five Day Average	246.13	214.58

BEEF EXPORTS – CANADA (AAFC)

	United States Jan 1- Aug 31/2022	Change from last year YTD	Mexico Jan 1- Aug 31/2022	Change from last year YTD
Total	232,121 tonnes	-1% or - 1,616 tonnes	16,976 tonnes	+6% or + 931 tonnes
	Japan Jan 1- Aug 31/2022	Change from last year YTD	South Korea Jan 1- Aug 31/2022	Change from last year YTD
Total	48,876 tonnes	+22% or + 8,838 tonnes	14,063 tonnes	+104% or + 7,185 tonnes

LIVE CATTLE – CANADA (AAFC)

IMPORTS		Import % change from 2020 YTD	EXPORTS		Export % change from 2021 YTD
Jan 1- Aug 31/2022			Jan 1- Sept 24/22		
Pure bred	9,628	-22%	Slaughter steers & heifers & cows	349,464	+13%
Non-pure bred	137,755	-50%	Feeder cattle & calves	164,587	+90%
			Bulls	30,580	+9%

BEEF PRODUCTION – CANADA (AAFC)

	<i>Jan 1 – Oct 1/22</i>	<i>Last Year Same Time</i>	<i>% Change</i>
Fed	856,375 tonnes	850,000 tonnes	+1%
Non-fed	115,845 tonnes	115,499 tonnes	+0%

BEEF IMPORTS – CANADA (AAFC)

	<i>Jan 1 – Oct 1/22</i>	<i>Last Year Same Time</i>	<i>% Change</i>
United States	80,558 tonnes	75,750 tonnes	+6%
Non-CUSMA	24,470 tonnes	26,147 tonnes	-6%
EU-27 (beef/veal total)	10,590 tonnes	12,919 tonnes	-18%
Total	125,172 tonnes	123,069 tonnes	+2%

CHICAGO MERCANTILE EXCHANGE

Closing quotes on futures **today** were as follows:

Live Cattle

Oct	146.95	+0.50
Dec	147.77	-0.15
Feb	151.10	-0.60
Apr	154.82	-0.77
Jun	152.10	-0.95
Aug	151.77	-0.92

Feeder Cattle

Oct	173.80	-0.95
Dec	174.77	-1.32
Feb	175.10	-1.20
Apr	176.65	-0.92
Jun	180.55	-0.70
Aug	183.70	-0.40

Corn

Oct	6.896	-8.0
Dec	6.962	-8.6
Feb	6.972	-8.4
Apr	6.906	-8.2
Jun	6.430	-7.0
Aug	6.290	-7.0

Soybeans

Nov	13.836	-12.0
Jan	13.926	-12.6
Mar	14.010	-12.6
May	14.090	-12.6
Jul	14.130	-12.4
Aug	13.994	-11.6

Soft Red Winter Wheat

Dec	8.596	-32.4
Mar	8.770	-31.4
May	8.854	-30.0
Jul	8.806	-26.0
Sep	8.810	-22.4
Dec	8.852	-19.6

Canadian \$

Spot	71.99	-0.84
Dec	72.00	-0.87
Mar	72.13	-0.87
Jun	72.25	-0.86
Sep	72.35	-0.86
Dec	72.44	-0.86

Beef Farmers of Ontario, 130 Malcolm Road, Guelph, ON N1K 1B1 Phone: (519) 824-0334 Fax: (519) 824-9101 or email: markets@ontariobeef.com

ONTARIO STOCKER & FEEDER TRADE SPECIAL FALL SALES

Oct 15	8:00 am	Stratton, Rainy River Cattlemen's Sale	Stocker Sale- Cows & Bulls To Start
Oct 18	11:00 am	Ontario Stockyards Inc	Special Fall Yearling Sale
Oct 19	11:00 am	Kawartha Lakes Community Sales Barn	Special Fall Calf & Yearling Sale
Oct 19	1:00 pm	Ontario Livestock Exchange	Special Angus Sale (with regular sale)
Oct 21	10:00 am	Brussels Livestock	Hereford Influence Sale (with regular sale)
Oct 21	11:00 am	Community Livestock Exchange	Quinte Cattlemen's Special all Vacc Sale
Oct 22	9:00 am	Keady Livestock Market - Presort	Bruce Peninsula Charolais Calf Producers Sale
Oct 22	10:00 am	Thessalon- Algoma Co-op Livestock Sales	Calf Sale! (selling in farmer lots)
Oct 22	11:00 am	Denfield Livestock Exchange	Vaccinated Calves & Yearlings- off grass
Oct 22	1:00 pm	Maple Hill Auctions Ltd	Speckle Park Sale
Oct 24	1:00 pm	Carsons Farms & Auction	Special Fall Stocker Sale
Oct 24	7:00 pm	Maple Hill Auctions Ltd	Local Vaccinated Calf Sale
Oct 25	9:00 am	Keady Livestock Market - Presort	Georgian Bay Charolais Calf Producer Sale
Oct 26	12:00 pm	Aylmer Stockyards Inc	Fall Stocker Sale
Oct 26	1:00 pm	Vankleek Hill Livestock Exchange	Fall Stocker Sale
Oct 27	9:00 am	Keady Livestock Market - Presort	Bluewater Black Calf Producers Sale
Oct 27	10:00 am	Warton-Grey Bruce Livestock Co-op.	Calf Sale! (90% Vaccinated)
Oct 28	7:00 pm	Cargill Auction Market	Local Calf Sale
Oct 29	9:00 am	Keady Livestock Market	Central Ont. Calf Producers Sale-owner lots

Comments for the week ending October 13, 2022

Receipts of fed steers and heifers were light this week at 210 head, down 16 from the previous week and 4 fewer than the same time last year. Fed steers ranged from \$171.58-\$187.06 averaging \$182.17 up \$1.00 from the previous week and \$23.96 stronger than year ago prices. Very light receipts of only 80 heifers ranged from \$140.38-\$182.19 averaging \$163.66 down \$13.51 from the week before but \$13.10 higher than this time last year. The quality of the lighter heifer volumes was not as strong as last week as packers paid up to \$200.00 for the good quality cattle and the bottom end of the range was much lower than last week. Auction markets reported trade as steady to firm with one market noting slightly higher prices.

The Ontario railgrade market was very light this week with prices holding steady for the fourth consecutive week at \$303.00 dressed for steers and \$302.00-\$303.00 for heifers, mainly \$302.00 on very limited volumes. Delivery of the cattle sold this week is scheduled for the week of October 24th. Last year at this time the rail price trade sideways for 12 consecutive weeks at \$270.00 cwt dressed, down \$33.00 from the current market on average.

About steady receipts of 1,726 fed/cull cows sold through auction markets, up 57 from last week but 402 fewer than the same time last year. As of this week, year-to-date volumes of cows sold through auction markets is sitting at 83,066 head, down 10.5% from the same time last year and 11.4% fewer than this time in 2020 year-to-date. Cows sold from \$79.53-\$118.65 averaging \$97.89 down \$1.19 from the previous week but \$36.78 stronger than year ago prices. Auction markets reported trade as steady for the most part with one market noting trade as barely steady and another seeing stronger prices. By mid-week trade was fully steady on the good quality cows with plainer types selling easier, but ended the week selling barely steady. 457 of the cows sold this week were beef breeds, up 72 head from last week averaging \$101.14 down \$4.16 cwt from last week's weighted average beef cow price.

As of the week ending October 1, 2022, federally inspected processing volumes in Ontario are fully steady to last year at 458,195 head, but up 4.6% from the same time in 2020. In that mix, steer volumes processed federally in Ontario are at 298,015 head, up 1.4% from the same time in 2021 and 2.8% more than October 1, 2020 year-to-date. Heifer volumes are at 85,286 head processed down 11% from 2021 and 2% less than the same time in 2020. Cow volumes are up 6.2% over October 1, 2021 at 71,699 head year to date and up 20.4% over the same time in 2020. The Canadian Beef Grading Agency reports that as of October 1, 2022, 5.5% of the Ontario cattle processed graded prime, down from 6.2% in 2021. AAA is at 68.3% this year compared to 69.9% last year at this time. AA makes up 23.7% as of October 1, 2022 up from 21.7% in 2021 and A grade cattle are at 0.8% up from 0.7% the same time last year.

Lighter receipts of stocker and feeder cattle sold this week as fewer special sales took place, however next week the special sales begin to ramp up. This week there were 5,502 head of replacements sold through auction markets down 2,444 from the week before and 2,045 fewer than the same time last year. Auction markets reported trade as active with calves steady to fully steady and heifer calves noted as stronger. Yearlings were steady to fully steady but by mid-week yearling steers were reported as under pressure. By week's end trade was steady to stronger with quality considered. Actual average prices this week saw steers 400-500 lbs up \$4.62 from the week before, 500-600 lbs up \$2.32, 600-700 lbs down \$4.01, 700-800 lbs down \$15.49, 800-900 lbs up \$0.57, 900-1000 lbs down \$2.38 and steers 1000 lbs and over averaged \$3.69 easier than last week on average. Heifers from 300-400 lbs were up \$2.96 from the previous week, 400-500 lbs up \$7.23, 500-600 lbs up \$5.19, 600-700 lbs up \$6.06, 700-800 lbs up \$0.31, 800-900 lbs down \$0.49 while heifers 900 lbs and over averaged \$8.88 stronger than last week's weighted average price.

Alberta direct trade was light this week, with prices steady to \$4.00 cwt lower than last week from \$298.00-\$300.00 cwt delivered on a dressed basis, compared to \$300.00-\$304.00 last week. Canfax reports: "In some instances, packers were limiting the amount of cattle they were buying from each producer. Cattle that traded were being scheduled for the second half of November delivery. US packer interest has been noted and bids are a couple dollars higher than last week. Depending on freight and dressing percentage, US bids are working back to the mid to upper \$180's/cwt FOB lot. US bids are at a premium over local sales, but no cattle have traded so far. Truck availability or possibly grading specs could be deterring producers from selling cattle south."

The U.S. cash cattle trade the week ending October 7th was \$1.00-\$2.00 cwt higher than the previous week's trade. In the south prices ranged from \$143.00-\$144.50 live, mainly \$144.00, while in the north trade ranged from \$144.00-\$150.00 live and \$228.00-\$234.00 dressed. Overall averages for the week, reported by the USDA Mandatory Report saw live steers average \$146.23 up \$1.45 from the previous week with heifers averaging \$145.70 up \$1.52. On the rail steers averaged \$230.28 up \$1.11 from the week before while heifers averaged \$230.47 up \$1.49.

This week the U.S. cash cattle trade was at a standstill until Thursday, with just a couple of deals noted in Iowa at \$230.00 dressed, but not nearly enough sold to establish a market. Sellers hoped for prices at least \$1.00 higher than last week while packers tried to hold the market steady. Light to moderate trade on Thursday went the side of the sellers with southern trade mainly \$145.00 live, up \$1.00 cwt from the previous week. In the north some live trade was noted from \$145.00-\$150.00 with dressed deals from \$230.00-\$232.00, most at \$232.00 cwt up \$2.00 from last week. Today the market is quiet and it appears that the bulk of trade for the week is completed.