



## Weekly Market Information Report for the week ending Thursday, October 20, 2022

The following information is collected from various sources and disseminated by Beef Farmers of Ontario.

### ONTARIO DIRECT TO PACKER RAILGRADE CATTLE TRADE

Prices are on a carcass weight basis before grade and weight discounts. Weekly Range:

|                        |                             |
|------------------------|-----------------------------|
| <b>A Grade Steers</b>  | 303.00 – (couple at 306.00) |
| <b>A Grade Heifers</b> | 302.00                      |

### ONTARIO LIVE CATTLE TRADE

Ontario auction sales this week saw weighted average price ranges for:

| FED CATTLE                             | Volume | Price Range   | Average | Top    | Last Week Avg |
|--|--------|---------------|---------|--------|---------------|
| Large Frame Steers +1250               | 76     | 159.54-191.72 | 177.41  | 200.00 | 179.76        |
| Medium Frame Steers +1250              | 125    | 163.59-185.77 | 178.41  | 194.00 | 181.53        |
| Large & Medium Frame Steers +1250      | 201    | 161.42-185.96 | 177.66  | 200.00 | 182.17        |
| Large Frame Heifers +1000              | 61     | 167.36-181.95 | 176.78  | 195.00 | 169.40        |
| Medium Frame Heifers +1000             | 92     | 156.55-177.94 | 169.16  | 187.25 | 155.88        |
| Large & Medium Frame Heifers +1000     | 153    | 161.76-179.99 | 173.29  | 195.00 | 163.66        |
| Fed steers, Dairy & Dairy Cross +1250  | 79     | 147.47-168.30 | 160.28  | 173.50 | 158.14        |
| Fed heifers, Dairy & Dairy Cross +1000 | 121    | 114.19-150.08 | 132.56  | 186.00 | 134.59        |
| Cows - All Weights                     | 2,768  | 75.30-116.50  | 93.69   | 174.91 | 97.89         |
| Bulls - All Weights                    | 209    | 115.09-157.88 | 139.94  | 260.00 | 136.45        |

### STOCKERS - Large and Medium Frame

| STEERS  | Volume | Price Range   | Average | Top    | Last Week Avg |
|---------|--------|---------------|---------|--------|---------------|
| 1000+   | 1,420  | 222.97-242.90 | 233.19  | 250.00 | 229.04        |
| 900-999 | 1,118  | 231.55-256.24 | 245.11  | 265.00 | 245.75        |
| 800-899 | 697    | 234.93-255.92 | 247.40  | 270.00 | 250.13        |
| 700-799 | 550    | 200.88-254.75 | 233.84  | 282.00 | 226.09        |
| 600-699 | 967    | 195.44-268.34 | 244.89  | 281.00 | 241.17        |
| 500-599 | 1,113  | 197.38-298.02 | 257.98  | 320.00 | 260.46        |
| 400-499 | 657    | 204.21-317.73 | 272.49  | 376.00 | 275.43        |
| -399    | 245    | 217.54-336.77 | 286.47  | 420.00 | 261.72        |

### STOCKERS - Large and Medium Frame

| HEIFERS | Volume | Price Range   | Average | Top    | Last Week Avg |
|---------|--------|---------------|---------|--------|---------------|
| +900    | 545    | 178.14-215.85 | 198.03  | 246.00 | 205.87        |
| 800-899 | 396    | 191.48-224.45 | 209.33  | 240.00 | 212.53        |
| 700-799 | 514    | 189.62-223.12 | 207.10  | 246.00 | 204.18        |
| 600-699 | 491    | 172.74-234.62 | 210.67  | 255.00 | 208.98        |
| 500-599 | 805    | 172.42-260.25 | 221.75  | 291.00 | 216.86        |
| 400-499 | 468    | 180.81-258.77 | 230.53  | 298.00 | 217.87        |
| 300-399 | 191    | 187.57-257.29 | 223.30  | 340.00 | 209.87        |
| -299    | 37     | 201.35-253.81 | 223.78  | 356.00 | 193.46        |

At Kawartha Lakes Community Sale Barn: October 15, 2022 – 142 cows, 6 bulls, 25 veal, 4 fed cattle, 34 stockers

|                       | Price Range   | Avg.   | Top    |
|-----------------------|---------------|--------|--------|
| Cows                  | 80.00-129.50  | 99.62  | 147.00 |
| Veal 600 lbs and over | 147.50-172.50 | 157.93 | 172.50 |
| Veal -125 lbs         | 35.28-140.00  | 79.73  | 140.00 |

**Denfield Livestock Exchange Inc., October 18, 2022: 110 Fed Cattle, 30 Veal, 132 Cows, 11 Bulls, 2 stockers**

|  | Price Range   | Average | Top    |
|--|---------------|---------|--------|
| Large & Medium Frame Fed Steers +1250 lbs  | 180.00-188.25 | 183.81  | 190.00 |
| Large & Medium Frame Fed Heifers +1000 lbs | 179.00-187.25 | 183.90  | 190.00 |
| Cows                                       | 70.00-107.50  | 88.79   | 137.00 |
| Veal calves 600 lbs +                      | 142.00-195.00 | 174.17  | 195.00 |

**At Aylmer Stockyards Inc.: October 19, 2022 – 17 veal, 256 Cows, 72 fed cattle, 3 bulls, 17 stockers**

|   | Price Range   | Average | Top    |
|---|---------------|---------|--------|
| Fed Steers, Dairy & Dairy Cross 1250 lbs+   | 135.00-173.50 | 160.09  | 173.50 |
| Fed Heifers, Dairy & Dairy Cross 1000 lbs + | 121.99-167.99 | 151.09  | 167.99 |
| Cows  | 59.99-137.00  | 97.69   | 160.00 |
| Veal 600+ lbs                               | 163.99-200.99 | 178.29  | 200.99 |

**ONTARIO STOCKER & FEEDER TRADE**

**Stocker sale at Brussels Livestock: October 14, 2022 – 1,573 Stockers**

| Steers  | Price Range   | Average | Top    | Heifers | Price Range   | Average | Top    |
|---------|---------------|---------|--------|---------|---------------|---------|--------|
| 1000+   | 217.50-234.50 | 226.87  | 241.50 | 900+    | 194.00-229.75 | 206.16  | 246.00 |
| 900-999 | 222.00-251.25 | 237.25  | 251.25 | 800-899 | 190.50-225.50 | 214.97  | 225.50 |
| 800-899 | 213.00-249.00 | 233.16  | 252.00 | 700-799 | 197.00-233.00 | 220.62  | 233.00 |
| 700-799 | 220.00-257.00 | 237.28  | 269.00 | 600-699 | 178.00-236.00 | 217.16  | 241.00 |
| 600-699 | 195.00-264.00 | 238.34  | 281.00 | 500-599 | 222.50-266.00 | 247.98  | 266.00 |
| 500-599 | 241.00-320.00 | 283.81  | 320.00 | 400-499 | 225.00-298.00 | 259.93  | 298.00 |
| 400-499 | 200.00-312.00 | 258.14  | 376.00 | 300-399 | 180.00-230.00 | 206.76  | 270.00 |
| 399-    | 227.50-315.00 | 285.25  | 350.00 |         |               |         |        |

**Stocker sale at: Community Livestock Exchange: October 18, 2022 – 334 Stockers**

| Steers  | Price Range   | Average | Top    | Heifers | Price Range   | Average | Top    |
|---------|---------------|---------|--------|---------|---------------|---------|--------|
| 700-799 | 100.00-210.00 | 151.29  | 210.00 | 700-799 | 139.99-197.99 | 166.19  | 197.99 |
| 600-699 | 114.99-247.50 | 188.70  | 247.50 | 600-699 | 135.00-214.99 | 189.59  | 214.99 |
| 500-599 | 144.99-281.99 | 231.59  | 281.99 | 500-599 | 127.49-241.99 | 197.10  | 241.99 |
| 400-499 | 175.00-325.00 | 258.89  | 325.00 | 400-499 | 135.00-243.99 | 204.09  | 243.99 |
| 399-    | 155.00-239.99 | 237.90  | 329.99 |         |               |         |        |

**Stocker sale at: Keady Livestock Market: October 18, 2022 – 907 Stockers**

| Steers  | Price Range   | Average | Top    | Heifers | Price Range   | Average | Top    |
|---------|---------------|---------|--------|---------|---------------|---------|--------|
| 1000+   | 243.50-248.50 | 245.75  | 248.50 | 900+    | 174.00-226.00 | 219.33  | 226.00 |
| 900-999 | 238.00-261.00 | 251.08  | 261.00 | 800-899 | 177.00-227.00 | 199.11  | 230.00 |
| 800-899 | 258.00-267.00 | 265.14  | 267.00 | 700-799 | 196.00-218.00 | 208.25  | 218.00 |
| 700-799 | 228.00-276.00 | 255.81  | 276.00 | 600-699 | 167.50-228.00 | 209.93  | 228.00 |
| 600-699 | 245.00-273.00 | 262.64  | 273.00 | 500-599 | 210.00-245.00 | 234.37  | 245.00 |
| 500-599 | 258.00-312.50 | 282.58  | 312.50 | 400-499 | 192.00-269.00 | 254.27  | 297.00 |
| 400-499 | 267.50-372.00 | 316.34  | 372.00 | 300-399 | 245.00-270.00 | 250.77  | 277.50 |
| 399-    | 350.00-395.00 | 368.75  | 395.00 |         |               |         |        |

**Stocker sale at: Renfrew Pontiac Livestock: October 18, 2022 – 465 Stockers**

| Steers  | Price Range   | Average | Top    | Heifers | Price Range   | Average | Top    |
|---------|---------------|---------|--------|---------|---------------|---------|--------|
| 800-899 | 222.99-227.99 | 224.69  | 227.99 | 600-699 | 139.99-229.99 | 208.80  | 229.99 |
| 700-799 | 150.00-245.00 | 216.80  | 245.00 | 500-599 | 144.99-287.50 | 222.90  | 287.50 |
| 600-699 | 180.00-268.50 | 240.70  | 268.50 | 400-499 | 150.00-279.99 | 239.10  | 279.99 |
| 500-599 | 194.99-304.99 | 252.70  | 304.99 | 300-399 | 169.99-302.49 | 260.00  | 302.49 |
| 400-499 | 195.99-324.00 | 296.09  | 324.00 | 299-    | 239.99-300.00 | 247.19  | 300.00 |
| 399-    | 185.00-375.00 | 289.99  | 375.00 |         |               |         |        |

Stocker sale at **Ontario Livestock Exchange, October 19, 2022 – 513** stockers

| Steers  | Price Range   | Average | Top    | Heifers | Price Range   | Average | Top    |
|---------|---------------|---------|--------|---------|---------------|---------|--------|
| 1000+   | 220.00-246.00 | 230.14  | 246.00 | 900+    | 174.00-191.00 | 180.47  | 191.00 |
| 900-999 | 229.00-259.50 | 243.13  | 259.50 | 800-899 | 177.50-202.50 | 184.60  | 202.50 |
| 800-899 | 220.00-253.00 | 236.63  | 253.00 |         |               |         |        |
| 700-799 | 200.00-240.00 | 217.17  | 240.00 |         |               |         |        |

Stocker sale at **Ontario Livestock Exchange: October 20, 2022 – 495** Stockers

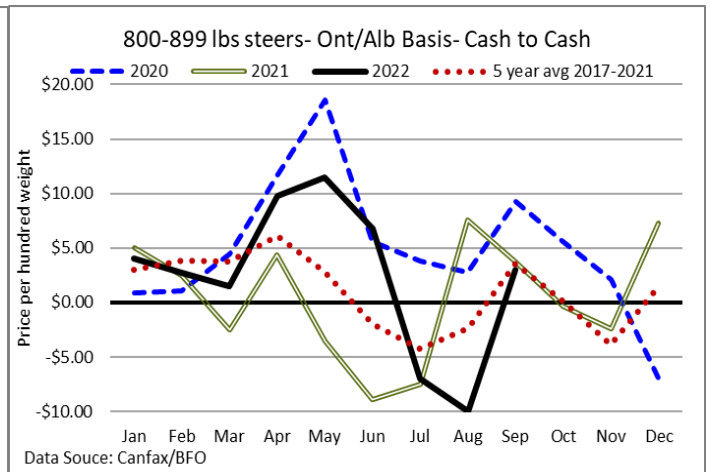
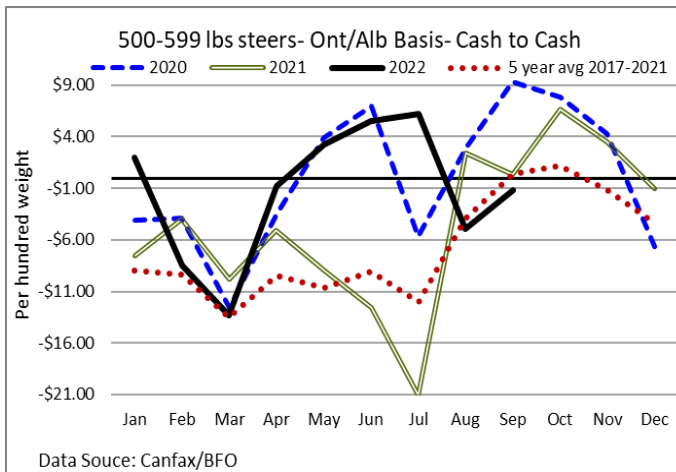
| Steers  | Price Range   | Average | Top    | Heifers | Price Range   | Average | Top    |
|---------|---------------|---------|--------|---------|---------------|---------|--------|
| 1000+   | 172.50-218.00 | 192.74  | 218.00 | 900+    | 110.00-170.00 | 148.75  | 190.00 |
| 900-999 | 160.00-244.50 | 210.28  | 244.50 | 800-899 | 127.50-187.50 | 161.41  | 198.00 |
| 800-899 | 135.00-230.00 | 189.17  | 230.00 | 700-799 | 165.00-182.50 | 173.61  | 182.50 |
| 700-799 | 167.50-217.50 | 195.10  | 237.50 | 600-699 | 145.00-215.00 | 187.75  | 225.00 |
| 600-699 | 192.50-250.00 | 224.90  | 265.00 | 500-599 | 175.00-235.00 | 206.00  | 235.00 |
| 500-599 | 210.00-275.00 | 246.34  | 280.00 | 400-499 | 130.00-222.50 | 191.92  | 225.00 |
| 400-499 | 215.00-295.00 | 260.77  | 310.00 | 300-399 | 195.00-240.00 | 210.00  | 240.00 |
| 399-    | 140.00-290.00 | 224.62  | 290.00 | 299-    | 95.00-210.00  | 168.33  | 210.00 |

Stocker sale at **Ontario Stockyards Inc: October 20, 2022 – 1,173** Stockers

| Steers  | Price Range   | Average | Top    | Heifers | Price Range   | Average | Top    |
|---------|---------------|---------|--------|---------|---------------|---------|--------|
| 1000+   | 150.00-207.00 | 173.20  | 222.00 | 900+    | 145.00-209.00 | 184.40  | 209.00 |
| 900-999 | 180.00-236.00 | 208.90  | 236.00 | 800-899 | 165.00-200.00 | 188.63  | 200.00 |
| 800-899 | 188.00-250.00 | 222.04  | 250.00 | 700-799 | 145.00-232.00 | 191.87  | 246.00 |
| 700-799 | 192.50-255.00 | 228.44  | 282.00 | 600-699 | 177.50-245.00 | 214.99  | 248.50 |
| 600-699 | 226.00-274.50 | 250.28  | 274.50 | 500-599 | 180.00-240.00 | 208.61  | 264.00 |
| 500-599 | 220.00-297.50 | 255.67  | 320.00 | 400-499 | 192.50-264.00 | 238.01  | 264.00 |
| 400-499 | 230.00-305.00 | 266.70  | 345.00 | 300-399 | 210.00-270.00 | 244.44  | 300.00 |
| 399-    | 240.00-342.50 | 287.59  | 342.50 |         |               |         |        |

Stocker sale at **Ottawa Livestock Exchange: October 20, 2022 – 83** Stockers

| Steers  | Price Range   | Average | Top    | Heifers | Price Range   | Average | Top    |
|---------|---------------|---------|--------|---------|---------------|---------|--------|
| 600-699 | 188.00-254.00 | 216.00  | 254.00 | 600-699 | 148.00-200.00 | 179.11  | 200.00 |
| 500-599 | 224.00-290.00 | 255.67  | 290.00 | 500-599 | 190.00-222.00 | 205.33  | 230.00 |
| 400-499 | 248.00-302.00 | 276.00  | 302.00 | 400-499 | 176.00-212.00 | 195.75  | 212.00 |



## ONTARIO STOCKER & FEEDER TRADE SPECIAL FALL SALE

Stocker sale at **Keady Livestock Market: October 14, 2022 – 1,205** Stockers

| <b>Steers</b>  | <b>Price Range</b> | <b>Average</b> | <b>Top</b> | <b>Heifers</b> | <b>Price Range</b> | <b>Average</b> | <b>Top</b> |
|----------------|--------------------|----------------|------------|----------------|--------------------|----------------|------------|
| <b>1000+</b>   | 234.00-250.00      | 243.22         | 250.00     | <b>900+</b>    | 161.00-185.00      | 172.67         | 185.00     |
| <b>900-999</b> | 255.00-265.00      | 259.69         | 265.00     | <b>700-799</b> | 206.50-206.50      | 206.50         | 206.50     |
| <b>800-899</b> | 268.75-270.00      | 269.49         | 270.00     | <b>500-599</b> | 204.50-204.50      | 204.50         | 204.50     |
| <b>700-799</b> | 255.00-255.00      | 255.00         | 255.00     | <b>400-499</b> | 200.00-200.00      | 200.00         | 200.00     |

Special grass yearling sale, selling on overnight stand- with a good offering selling on a steady market.

Stocker sale at **Temiskaming Livestock Exchange: October 14, 2022 – 458** Stockers

| <b>Steers</b>  | <b>Price Range</b> | <b>Average</b> | <b>Top</b> | <b>Heifers</b> | <b>Price Range</b> | <b>Average</b> | <b>Top</b> |
|----------------|--------------------|----------------|------------|----------------|--------------------|----------------|------------|
| <b>800-899</b> | 180.00-212.00      | 192.89         | 221.00     | <b>900+</b>    | 180.50-189.00      | 186.68         | 189.00     |
| <b>700-799</b> | 210.00-230.00      | 223.41         | 255.00     | <b>800-899</b> | 212.00-219.00      | 218.22         | 219.00     |
| <b>600-699</b> | 235.00-277.00      | 254.98         | 277.00     | <b>700-799</b> | 189.00-220.00      | 202.95         | 220.00     |
| <b>500-599</b> | 238.50-294.00      | 264.27         | 300.00     | <b>600-699</b> | 155.00-251.00      | 209.77         | 255.00     |
| <b>400-499</b> | 269.50-327.00      | 303.24         | 330.00     | <b>500-599</b> | 235.00-278.00      | 270.49         | 278.00     |
| <b>399-</b>    | 270.00-267.50      | 334.65         | 367.50     | <b>400-499</b> | 225.00-272.00      | 257.64         | 272.00     |
|                |                    |                |            | <b>300-399</b> | 151.00-285.00      | 216.23         | 340.00     |
|                |                    |                |            | <b>299-</b>    | 302.50-356.00      | 325.90         | 356.00     |

Stocker sale at **Rainy River Cattlemen's Sale-Stratton: October 15, 2022 – 1,303** Stockers

| <b>Steers</b>  | <b>Price Range</b> | <b>Average</b> | <b>Top</b> | <b>Heifers</b>     | <b>Price Range</b> | <b>Average</b> | <b>Top</b> |
|----------------|--------------------|----------------|------------|--------------------|--------------------|----------------|------------|
| <b>1000+</b>   | 143.99-208.00      | 190.90         | 208.00     | <b>900+</b>        | 139.99-197.99      | 160.89         | 197.99     |
| <b>900-999</b> | 175.00-212.99      | 200.89         | 212.99     | <b>700-799</b>     | 135.00-202.00      | 160.09         | 202.00     |
| <b>800-899</b> | 160.00-239.00      | 214.40         | 239.00     | <b>600-699</b>     | 188.99-214.00      | 208.99         | 214.00     |
| <b>700-799</b> | 160.00-252.00      | 232.50         | 252.00     | <b>500-599</b>     | 135.00-291.00      | 220.53         | 291.00     |
| <b>600-699</b> | 160.00-270.99      | 246.60         | 270.99     | <b>400-499</b>     | 150.00-237.00      | 211.90         | 237.00     |
| <b>500-599</b> | 155.00-300.99      | 255.10         | 300.99     | <b>300-399</b>     | 189.99-225.99      | 209.10         | 225.99     |
| <b>400-499</b> | 185.00-328.50      | 275.89         | 328.50     | <b>299-</b>        | 155.00-204.99      | 167.50         | 204.99     |
| <b>399-</b>    | 175.00-339.99      | 275.99         | 339.99     | <b>Bulls 1600-</b> | 125.00-231.00      | 191.99         | 260.00     |
| <b>Cows</b>    | 82.99-135.49       | 103.69         | 135.49     | <b>Bulls 1600+</b> | 130.00-144.99      | 138.99         | 144.99     |

An excellent offering of stocker and feeder cattle sold actively with great buyer demand.

Stocker sale at: **Ontario Stockyards Inc: October 18, 2022 – 747** Stockers

| <b>Steers</b>  | <b>Price Range</b> | <b>Average</b> | <b>Top</b> | <b>Heifers</b> | <b>Price Range</b> | <b>Average</b> | <b>Top</b> |
|----------------|--------------------|----------------|------------|----------------|--------------------|----------------|------------|
| <b>1000+</b>   | 220.00-237.50      | 229.05         | 237.50     | <b>900+</b>    | 187.00-230.00      | 215.72         | 230.00     |
| <b>900-999</b> | 245.00-257.00      | 250.17         | 257.00     | <b>800-899</b> | 212.50-240.00      | 227.62         | 240.00     |
| <b>800-899</b> | 238.00-259.00      | 251.30         | 259.00     | <b>700-799</b> | 225.00-233.00      | 227.86         | 244.00     |
| <b>700-799</b> | 246.00-278.50      | 263.69         | 278.50     | <b>600-699</b> | 223.00-246.50      | 234.16         | 246.50     |
| <b>600-699</b> | 237.00-261.00      | 255.54         | 261.00     |                |                    |                |            |

Special Fall Yearling Sale today- Yearling cattle sold on a very strong market.

Stocker sale at **Kawartha Lakes Community Sales Barn, October 19, 2022 – 861** stockers

| <b>Steers</b>  | <b>Price Range</b> | <b>Average</b> | <b>Top</b> | <b>Heifers</b> | <b>Price Range</b> | <b>Average</b> | <b>Top</b> |
|----------------|--------------------|----------------|------------|----------------|--------------------|----------------|------------|
| <b>1000+</b>   | 203.50-236.00      | 223.30         | 236.00     | <b>900+</b>    | 187.50-214.00      | 201.48         | 214.00     |
| <b>900-999</b> | 175.00-247.50      | 228.84         | 247.50     | <b>800-899</b> | 202.50-237.00      | 211.86         | 237.00     |
| <b>800-899</b> | 234.00-249.00      | 243.37         | 249.00     | <b>700-799</b> | 187.50-239.0       | 212.55         | 239.00     |
| <b>700-799</b> | 222.50-267.00      | 238.55         | 267.00     | <b>600-699</b> | 197.00-243.50      | 217.28         | 243.50     |
| <b>600-699</b> | 230.00-271.00      | 256.61         | 276.50     | <b>500-599</b> | 182.50-251.00      | 226.64         | 265.00     |
| <b>500-599</b> | 215.00-295.00      | 270.86         | 301.00     | <b>400-499</b> | 195.00-275.00      | 221.95         | 275.00     |
| <b>400-499</b> | 170.00-312.50      | 274.29         | 312.50     | <b>300-399</b> | 180.00-275.00      | 205.31         | 275.00     |
| <b>399-</b>    | 250.00-335.00      | 296.80         | 335.00     |                |                    |                |            |

Stockers sold actively at steady prices.

### WEEKLY LIVE CATTLE EXPORTS-ONTARIO

|  | Week ending Oct. 1, 2022 | Week ending Sep. 24, 2022 | Year to Date |
|--|--------------------------|---------------------------|--------------|
| Total live slaughter cattle exported through Ontario ports to the U.S. | 1,544                    | 1,539                     | 67,743       |
| Steers & Heifers & Cows  | 1,427                    | 1,404                     | 63,281       |
| Bulls  | 117                      | 135                       | 4,462        |

### CANADIAN- FEDERALLY INSPECTED PROCESSING- Includes Thanksgiving Monday Holiday

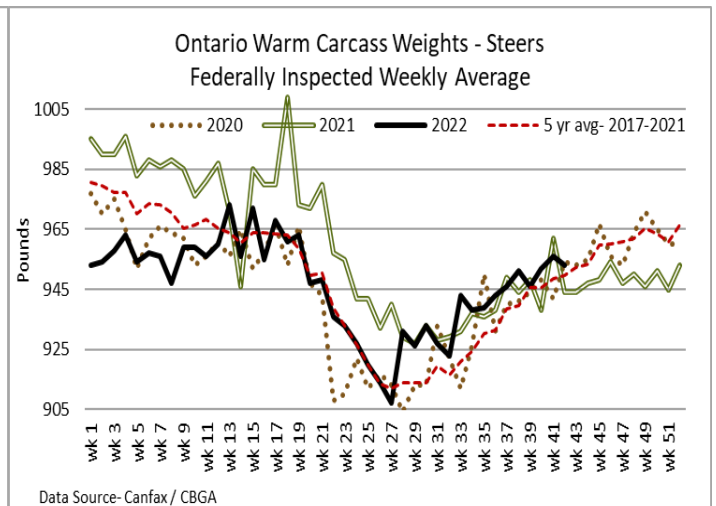
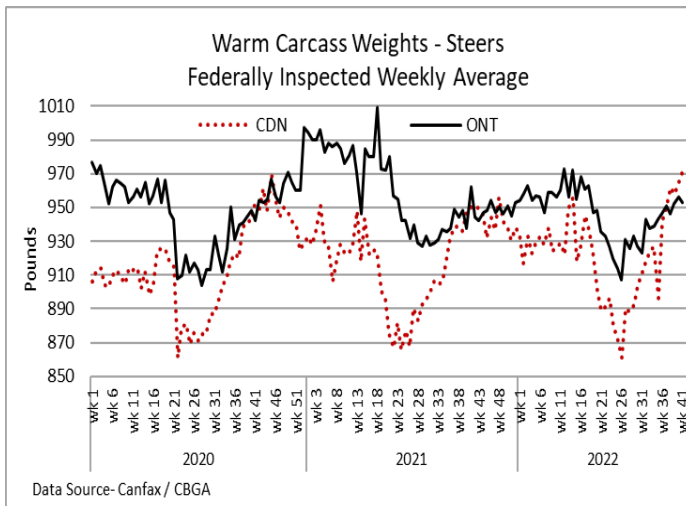
|                    | Week Ending Oct 15, 2022 | # of hd change from week ago | YTD       | % Change (Week Ago) | % Change (Year Ago) |
|--------------------|--------------------------|------------------------------|-----------|---------------------|---------------------|
| Grand Total        | 59,480                   | -3,947                       | 2,588,735 | -6%                 | +0%                 |
| Western Processing | 48,819                   | -415                         | 2,052,394 | -1%                 | +0%                 |
| Eastern Processing | 10,661                   | -3,532                       | 536,341   | -25%                | -0%                 |

### ONTARIO- FEDERALLY INSPECTED PROCESSING- Includes Thanksgiving Monday Holiday

|             | Week Ending Oct 15, 2022 | # of hd change from week ago | YTD     | % Change (Week Ago) | % Change (Year Ago) |
|-------------|--------------------------|------------------------------|---------|---------------------|---------------------|
| Grand Total | 9,564                    | -3,155                       | 480,478 | -25%                | +0.1%               |

### AVERAGE CARCASS WEIGHTS – CANADA

|              | Steers | Heifers |
|--------------|--------|---------|
| Oct 15, 2022 | 972    | 877     |
| Oct 8, 2022  | 964    | 860     |
| Oct 16, 2021 | 950    | 849     |



### AVERAGE CARCASS WEIGHTS – ONTARIO

|              | Steers | Heifers |
|--------------|--------|---------|
| Oct 15, 2022 | 953    | 800     |
| Oct 8, 2022  | 956    | 828     |
| Oct 16, 2021 | 962    | 841     |

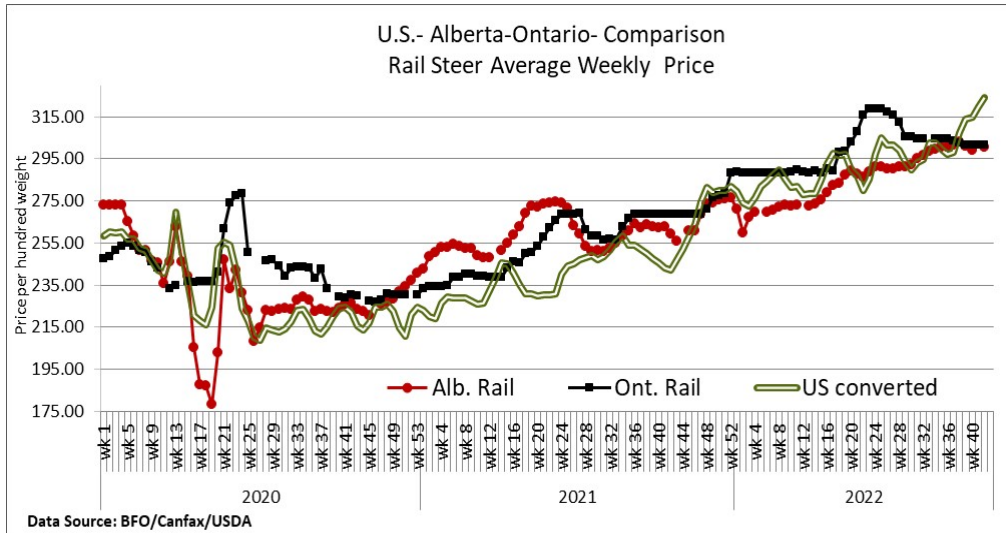
### USDA ESTIMATED CATTLE PROCESSING VOLUME

|             | Week Ending Oct 22, 2022 | Previous Week | Year Ago |
|-------------|--------------------------|---------------|----------|
| Grand Total | 673,000                  | 660,000       | 662,000  |

### ALBERTA DIRECT TRADE

Alberta's direct trade: for the week ending Oct 20, 2022

|                |                 |               |                 |               |
|----------------|-----------------|---------------|-----------------|---------------|
| <b>Steers</b>  | Live <b>FOB</b> | 178.75-186.00 | Rail <b>FOB</b> | 299.00-300.50 |
| <b>Heifers</b> | Live <b>FOB</b> | N/T           | Rail <b>FOB</b> | N/T           |



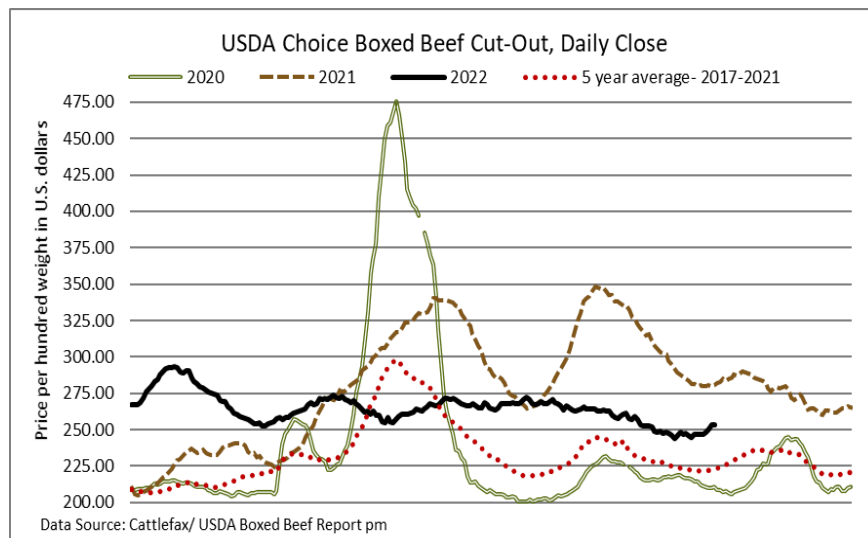
### U.S. TRADE (U.S. funds)

The U.S. cash cattle trade: for the week ending Oct 20, 2022

|                                       |      |               |
|---------------------------------------|------|---------------|
| Choice and Select Steers and Heifers: | Live | 147.00-152.00 |
|                                       | Rail | 235.00-236.00 |

### U.S. BOXED BEEF CUT-OUT VALUES (U.S. funds)

|                                 |                |                |
|---------------------------------|----------------|----------------|
|                                 | <b>Choice</b>  | <b>Select</b>  |
|                                 | <b>600-900</b> | <b>600-900</b> |
| <b>Current Five Day Average</b> | <b>250.58</b>  | <b>220.42</b>  |



### BEEF EXPORTS – CANADA (AAFC)

|       |                      |                                  |                    |                                  |
|-------|----------------------|----------------------------------|--------------------|----------------------------------|
|       | <b>United States</b> | <b>Change from last year YTD</b> | <b>Mexico</b>      | <b>Change from last year YTD</b> |
|       | Jan 1- Aug 31/2022   |                                  | Jan 1- Aug 31/2022 |                                  |
| Total | 232,121 tonnes       | -1% or - 1,616 tonnes            | 16,976 tonnes      | +6% or + 931 tonnes              |
|       | <b>Japan</b>         | <b>Change from last year YTD</b> | <b>South Korea</b> | <b>Change from last year YTD</b> |
|       | Jan 1- Aug 31/2022   |                                  | Jan 1- Aug 31/2022 |                                  |
| Total | 48,876 tonnes        | +22% or + 8,838 tonnes           | 14,063 tonnes      | +104% or + 7,185 tonnes          |

### LIVE CATTLE – CANADA (AAFC)

| <b>IMPORTS</b>            | <i>Import % change<br/>from 2020 YTD</i> | <b>EXPORTS</b>         | <i>Export % change<br/>from 2021 YTD</i> |         |      |
|---------------------------|--|------------------------|--|---------|------|
| <i>Jan 1- Aug 31/2022</i> |  | <i>Jan 1- Oct 1/22</i> |  |         |      |
| Pure bred                 | 9,628                                    | -22%                   | Slaughter steers & heifers & cows        | 359,908 | +12% |
| Non-pure bred             | 137,755                                  | -50%                   | Feeder cattle & calves                   | 166,344 | +82% |
|                           |  |                        | Bulls                                    | 31,882  | +10% |

### BEEF PRODUCTION – CANADA (AAFC)

|         | <i>Jan 1 – Oct 8/22</i> | <i>Last Year Same Time</i> | <i>% Change</i> |
|---------|-------------------------|----------------------------|-----------------|
| Fed     | 879,295 tonnes          | 874,328 tonnes             | +1%             |
| Non-fed | 118,952 tonnes          | 118,657 tonnes             | +0%             |

### BEEF IMPORTS – CANADA (AAFC)

|                         | <i>Jan 1 – Oct 8/22</i> | <i>Last Year Same Time</i> | <i>% Change</i> |
|-------------------------|-------------------------|----------------------------|-----------------|
| United States           | 81,704 tonnes           | 77,356 tonnes              | +6%             |
| Non-CUSMA               | 24,791 tonnes           | 26,424 tonnes              | -6%             |
| EU-27 (beef/veal total) | 10,889 tonnes           | 11,221 tonnes              | -3%             |
| Total                   | 127,061 tonnes          | 125,493 tonnes             | +1%             |

### CHICAGO MERCANTILE EXCHANGE

Closing quotes on futures **today** were as follows:

| <b>Live Cattle</b> |        |       | <b>Feeder Cattle</b>         |        |       | <b>Corn</b>        |       |       |
|--------------------|--------|-------|------------------------------|--------|-------|--------------------|-------|-------|
| <b>Oct</b>         | 15.47  | +0.70 | <b>Oct</b>                   | 175.27 | -0.30 | <b>Oct</b>         | 6.842 | +0.2  |
| <b>Dec</b>         | 152.42 | +0.75 | <b>Dec</b>                   | 178.35 | +0.80 | <b>Dec</b>         | 6.904 | +0.4  |
| <b>Feb</b>         | 155.52 | +0.67 | <b>Feb</b>                   | 180.37 | +1.12 | <b>Feb</b>         | 6.896 | -0.2  |
| <b>Apr</b>         | 158.25 | +0.67 | <b>Apr</b>                   | 182.25 | +0.80 | <b>Apr</b>         | 6.834 | -1.0  |
| <b>Jun</b>         | 154.27 | +0.62 | <b>Jun</b>                   | 186.32 | +0.67 | <b>Jun</b>         | 6.370 | -1.0  |
| <b>Aug</b>         | 153.87 | +0.47 | <b>Aug</b>                   | 189.37 | +0.55 | <b>Aug</b>         | 6.244 | -0.4  |
| <b>Soybeans</b>    |        |       | <b>Soft Red Winter Wheat</b> |        |       | <b>Canadian \$</b> |       |       |
| <b>Nov</b>         | 13.954 | +4.0  | <b>Dec</b>                   | 8.506  | +1.4  | <b>Spot</b>        | 73.19 | +0.58 |
| <b>Jan</b>         | 14.044 | +4.4  | <b>Mar</b>                   | 8.694  | +1.4  | <b>Dec</b>         | 73.19 | +0.59 |
| <b>Mar</b>         | 14.116 | +4.0  | <b>May</b>                   | 8.794  | +1.4  | <b>Mar</b>         | 73.30 | +0.59 |
| <b>May</b>         | 14.190 | +4.4  | <b>Jul</b>                   | 8.780  | +1.0  | <b>Jun</b>         | 73.41 | +0.59 |
| <b>Jul</b>         | 14.224 | +5.2  | <b>Sep</b>                   | 8.812  | +1.0  | <b>Sep</b>         | 73.52 | +0.58 |
| <b>Aug</b>         | 14.062 | +4.2  | <b>Dec</b>                   | 8.880  | +0.6  | <b>Dec</b>         | 73.61 | +0.59 |

Beef Farmers of Ontario, 130 Malcolm Road, Guelph, ON N1K 1B1 Phone: (519) 824-0334 Fax: (519) 824-9101 or email: [markets@ontariobeef.com](mailto:markets@ontariobeef.com)

### OBCFPP LICENCE CHANGES

#### No Longer Licenced: Country Dealer:

Tebo Livestock, 5959 Hwy 37, Box 828, Tweed, ON K0K 3J0  
Allan Stirling, 579 Eldon Road, Box 196, Little Britian, ON K0M 2C0

### ONTARIO STOCKER & FEEDER TRADE SPECIAL FALL SALES

|                 |   |   |
|-----------------|---|---|
| Oct 22 9:00 am  | Keady Livestock Market - Presort        | Bruce Peninsula Charolais Calf Producers Sale |
| Oct 22 10:00 am | Thessalon- Algoma Co-op Livestock Sales | Calf Sale! (selling in farmer lots)           |
| Oct 22 11:00 am | Denfield Livestock Exchange             | Vaccinated Calves & Yearlings- off grass      |
| Oct 22 1:00 pm  | Maple Hill Auctions Ltd                 | Speckle Park Sale                             |
| Oct 24 1:00 pm  | Carsons Farms & Auction                 | Special Fall Stocker Sale                     |
| Oct 24 7:00 pm  | Maple Hill Auctions Ltd                 | Local Vaccinated Calf Sale                    |
| Oct 25 9:00 am  | Keady Livestock Market - Presort        | Georgian Bay Charolais Calf Producer Sale     |
| Oct 26 12:00 pm | Aylmer Stockyards Inc                   | Fall Stocker Sale                             |
| Oct 26 1:00 pm  | Vankleek Hill Livestock Exchange        | Fall Stocker Sale                             |
| Oct 27 9:00 am  | Keady Livestock Market - Presort        | Bluewater Black Calf Producers Sale           |
| Oct 27 10:00 am | Warton-Grey Bruce Livestock Co-op.      | Calf Sale! (90% Vaccinated)                   |

|        |          |                                     |   |
|--------|----------|-------------------------------------|---|
| Oct 28 | 7:00 pm  | Cargill Auction Market              | Local Calf Sale                               |
| Oct 29 | 9:00 am  | Keady Livestock Market              | Central Ont. Calf Producers Sale-owner lots   |
| Nov 1  | 11:00 am | Ontario Stockyards Inc              | Special All Vaccinated Calf Sale              |
| Nov 2  | 11:00 am | Kawartha Lakes Community Sales Barn | Peterborough/Victoria Counties Vacc Calf Sale |
| Nov 4  | 9:00 am  | Keady Livestock Market              | Special Local Calf Sale                       |
| Nov 4  | 10:00 am | Brussels Livestock                  | Angus Influence Sale (in regular sale)        |
| Nov 4  | 7:00 pm  | Cargill Auction Market              | Local Calf & Yearling Sale                    |
| Nov 5  | 8:00 am  | Rainy River Cattlemen's- Stratton   | Stocker Sale, Cows & bulls at 8:00 am         |
| Nov 5  | 11:00 am | Denfield Livestock Exchange         | Annual Local Vaccinated Calf Sale             |
| Nov 11 | 9:00 am  | Keady Livestock Market              | Special Grass & Yard Fed Yearling Sale        |
| Nov 12 | 12:00 pm | Ontario Stockyards Inc              | Bred Cow & Cow/Calf Pair Sale                 |
| Nov 12 | 1:00 pm  | Maple Hill Auctions Ltd             | Commercial Bred Heifer Sale                   |

### **Comments for the week ending October 20, 2022**

354 fed steers and heifers sold through Ontario auction markets this week up 144 head from the previous week but 54 fewer than the same time last year. Fed steers saw a range from \$161.42-\$185.96 averaging \$177.66 down \$4.51 from last week but \$20.48 above year ago prices. This week the bottom end of the trading range is \$10.00 cwt lower than last weeks range, bringing down the average due to quality. Fed heifers ranged from \$160.34-\$179.44 averaging \$173.29 up \$9.63 from last week and \$22.73 stronger than last year at this time. Heifer quality was improved as the bottom end of this week's range is up \$21.00 cwt from last weeks bottom prices. Auction markets reported trade as active with prices steady to fully steady, with one market noting steady to stronger prices.

The Ontario railgrade market was light this week with prices continuing sideways. Steers were reported at \$303.00 dressed and \$302.00 cwt for heifers, with a couple of steer deals at \$306.00 with early delivery. Majority of the cattle trading this week were scheduled for delivery the week of October 31<sup>st</sup> to start, then the week of November 7<sup>th</sup> by Wednesday. Average prices remain \$33.00 stronger than this time last year.

Larger receipts of 2,768 fed/cull cows sold through auction markets this week up 1,042 head from last week and 95 more than the same time last year, with the largest weekly volume since the week ending February 10, 2022. Cows sold from \$75.30-\$116.50 with a weekly weighted average price of \$93.69 down \$4.20 from the previous week but \$31.77 stronger than year ago prices. Auction markets reported trade as active early week with prices mostly easier, with one market noting a light offering up \$5.00 cwt and another reporting prices down \$10.00-\$15.00 cwt week over week. By mid week, good quality cows were steady while plain and thin cows were easier. The market ended the week on a softer note. 687 beef cows sold this week up 228 head from last week, averaging \$101.06 up \$0.14 from last week's beef cow weighted average price.

The Boxed Beef Report by Kevin Grier notes an overview of last week's trade: "The U.S. cutout fell last week but the choice cutout was reasonably steady. Buyers are not happy with the choice meat supply, despite the large kills. After showing some signs of weakening, demand once again appears to be showing strength in the U.S. Canadian demand, on the other hand looks to be lethargic. Once again that means that retail and foodservice buyers are paying for U.S. demand in a Canadian market. To make matters worse, the weak C\$ has meant that they are not enjoying the price slide that U.S. buyers have seen."

10,214 stocker and feeder cattle sold through auctions this week up 5,502 head from last week but 197 fewer than the same week last year. Auction markets reported calves as active on a steady to stronger market. Grass cattle were steady to stronger on good offerings of quality cattle. Yearlings steers were reported as steady with quality considered. Yearling heifers were steady for the most part, dependant on quality, with one report of prices \$3.00-\$5.00 higher the beginning of the week. Actual average prices this week saw steers 400-500 lbs down \$2.94 from last week, 500-600 lbs down \$2.48, 600-700 lbs up \$3.72, 700-800 lbs up \$7.75, 800-900 lbs down \$2.75, 900-1000 lbs down \$0.64 and steers 1000 lbs plus averaged



\$4.15 stronger than last week on average. Heifers from 300-400 lbs were up \$13.43 on average, 400-500 lbs up \$12.66, 500-600 lbs up \$4.89, 600-700 lbs up \$1.69, 700-800 lbs up \$2.92, 800-900 lbs down 3.20 and heifers 900 lbs plus averaged \$7.87 below last week's weighted average price. Steers are averaging \$45.00-\$60.00 stronger than last year at this time, while heifers are up by \$27.00-\$47.00 cwt.

Alberta direct trade was light on Wednesday and Thursday with prices reported by Canfax at \$302.00 delivered on a dressed basis, up \$2.00 cwt from last week. Canfax also notes: "Cattle that traded this week were being scheduled for late November/early December delivery. Light volumes of Alberta fed cattle traded into the US and cattle would be picked up in a couple weeks. Alberta fed cash to cash and cash to futures basis levels are the weakest they have been all year. Feedlot inventories are not overly current as carcass weights remain record large."

The U.S. cash cattle trade the week ending October 14<sup>th</sup> was at a standstill until Thursday with southern trade mainly \$145.00 live, up \$1.00 cwt from the previous week. In the north some live trade was noted from \$145.00-\$150.00 with dressed deals from \$230.00-\$232.00, most at \$232.00 cwt up \$1.00-\$2.00 from the previous week. Overall trade for the week, as reported by the USDA Mandatory Price Report, saw live steers average \$146.99 cwt up \$0.76, while live heifers averaged \$146.95 up \$1.25. On the rail, steers averaged \$231.60 dressed up \$1.32, while heifers averaged \$231.55, up \$1.08 from the previous week's trade.

This week the U.S. cash cattle trade saw a few scattered deals in Iowa on Tuesday with prices reported at \$150.00 live up \$2.00-\$3.00 from last week's northern deals, while a couple of deals on the rail were noted at \$232.00 dressed, steady to last week but not enough to establish a market as sellers held out for higher prices. Wednesday, a light test surfaced in most areas with business in the south at \$147.00 live up \$2.00 cwt while the north was mainly \$150.00 live and \$234.00 dressed on limited numbers, also up \$2.00. Thursday moderate to active trade was reported at stronger prices with live trade in the south from \$147.00-\$148.00 live, majority at \$148.00 up \$3.00 cwt from the previous week. In the north, prices were up by \$3.00-\$4.00 cwt from \$150.00-\$152.00 live and \$235.00-\$236.00 dressed. Prices have not been this high since mid 2015. Today a couple of bids in Nebraska were noted at \$236.00 dressed but no selling interest has developed, with asking prices holding firm at \$150.00 live in the south and \$238.00 plus dressed in the north. The Cattle on Feed Report was released at 3:00 pm today, with cattle on feed down 1% from 2021, placements down 4% and marketings up 4% from 2021.