



## Weekly Market Information Report for the week ending Thursday, October 27, 2022

The following information is collected from various sources and disseminated by Beef Farmers of Ontario.

### ONTARIO DIRECT TO PACKER RAILGRADE CATTLE TRADE

Prices are on a carcass weight basis before grade and weight discounts. Weekly Range:

<b>A Grade Steers</b>	303.00 (few to US at \$235.00 cwt USD)
<b>A Grade Heifers</b>	302.00

### ONTARIO LIVE CATTLE TRADE

Ontario auction sales this week saw weighted average price ranges for:

FED CATTLE	Volume	Price Range	Average	Top	Last Week Avg
Large Frame Steers +1250	87	173.45-184.36	179.97	195.50	177.41
Medium Frame Steers +1250	56	155.68-184.17	174.53	191.50	178.41
Large & Medium Frame Steers +1250	143	165.96-185.33	178.94	195.50	177.66
Large Frame Heifers +1000	113	168.80-187.31	178.88	199.25	176.78
Medium Frame Heifers +1000	85	159.33-179.49	170.93	194.00	169.16
Large & Medium Frame Heifers +1000	198	161.33-184.64	175.81	199.25	173.29
Fed steers, Dairy & Dairy Cross +1250	31	142.16-159.89	151.23	178.00	160.28
Fed heifers, Dairy & Dairy Cross +1000	81	110.90-157.12	139.25	169.99	132.56
Cows - All Weights	2,472	65.18-106.12	83.39	165.50	93.69
Bulls - All Weights	155	100.84-137.02	119.08	200.00	139.94

### STOCKERS - Large and Medium Frame

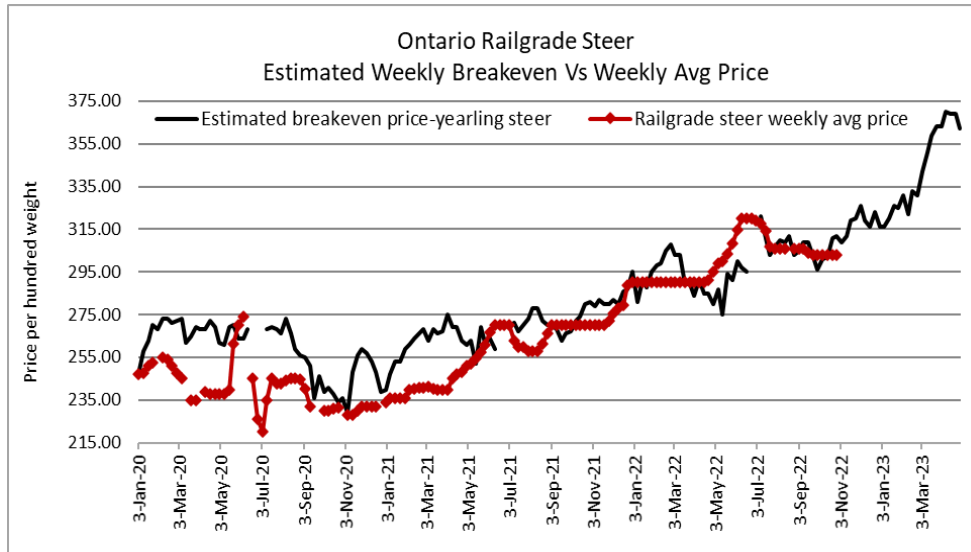
STEERS	Volume	Price Range	Average	Top	Last Week Avg
1000+	630	216.02-242.37	231.10	249.00	233.19
900-999	342	221.78-249.23	238.23	290.00	245.11
800-899	612	208.93-252.79	238.57	297.00	247.40
700-799	768	223.54-265.50	249.67	312.00	233.84
600-699	1,194	234.34-280.23	260.84	322.00	244.89
500-599	1,382	246.12-307.36	279.05	367.50	257.98
400-499	640	238.95-317.29	281.42	390.00	272.49
-399	246	231.29-324.97	280.08	390.00	286.47

### STOCKERS - Large and Medium Frame

HEIFERS	Volume	Price Range	Average	Top	Last Week Avg
+900	444	182.64-211.35	196.47	225.99	198.03
800-899	472	187.25-229.02	215.02	252.00	209.33
700-799	528	181.12-230.06	212.44	270.00	207.10
600-699	863	197.84-243.42	227.95	310.00	210.67
500-599	1,165	201.51-270.49	245.08	325.00	221.75
400-499	676	210.20-277.72	251.01	345.00	230.53
300-399	179	222.29-278.58	248.73	360.00	223.30
-299	59	195.68-257.95	219.76	360.00	223.78

At Kawartha Lakes Community Sale Barn: October 22, 2022 – 251 cows, 17 bulls, 24 veal, 10 fed cattle, 111 stockers

	Price Range	Avg.	Top
Cows	72.00-119.00	88.35	147.00
Bulls under 1600 lbs	81.00-142.50	111.82	142.50
Bulls over 1600 lbs	117.50-141.00	128.44	141.00
Veal 600 lbs +	140.00-185.00	175.45	185.00



The information provided on this report is based on weighted averages for actual data collected. Input costs are a guideline only and will vary from producer to producer. BFO does not take any responsibility and accepts no legal liability arising from or connected to damages or losses experienced by producers when using this information. This is to be used at your own risk.

**Denfield Livestock Exchange Inc., October 25, 2022: 106 Fed Cattle, 7 Veal, 55 Cows, 3 Bulls, 6 stockers**

	Price Range	Average	Top
Large & Medium Frame Fed Steers +1250 lbs	182.00-195.50	189.00	195.50
Large & Medium Frame Fed Heifers +1000 lbs	180.50-190.00	186.01	199.25
Cows	72.50-106.00	87.63	134.50
Veal calves 600 lbs +	Not enough sold		

**At Aylmer Stockyards Inc.: October 26, 2022 – 29 veal, 210 Cows, 53 fed cattle, 1 bull**

	Price Range	Average	Top
Fed Heifers, Dairy & Dairy Cross 1000 lbs +	111.00-169.99	152.20	169.99
Cows	52.00-117.99	83.29	155.00
Veal 600+ lbs	121.99-210.0	177.29	210.00

**ONTARIO STOCKER & FEEDER TRADE**

**Stocker sale at Brussels Livestock: October 21, 2022 – 1,938 Stockers**

Steers	Price Range	Average	Top	Heifers	Price Range	Average	Top
1000+	214.00-245.25	233.15	245.25	900+	189.00-215.50	200.40	216.00
900-999	235.00-258.25	247.79	258.25	800-899	185.00-217.75	200.91	226.00
800-899	221.00-259.25	247.16	259.25	700-799	199.50-230.50	212.18	230.50
700-799	213.00-259.00	236.13	264.00	600-699	195.00-246.00	229.13	246.00
600-699	222.50-260.00	241.82	270.00	500-599	170.00-258.00	225.76	263.00
500-599	229.00-283.00	253.83	283.00	400-499	194.00-252.50	223.40	271.00
400-499	250.00-318.00	274.00	334.00	300-399	195.00-275.00	221.25	275.00
399-	272.50-360.00	307.70	360.00				

**Stocker sale at Kawartha Lakes Community Sales Barn: October 22, 2022 – 111 Stockers**

Steers	Price Range	Average	Top	Heifers	Price Range	Average	Top
500-599	177.50-265.00	212.18	265.00	500-599	91.00-215.00	189.21	215.00
400-499	165.00-290.00	223.87	290.00				
399-	175.00-265.00	201.83	265.00				

Stocker sale at: **Community Livestock Exchange: October 25, 2022 – 290** Stockers

<i>Steers</i>	<b>Price Range</b>	<b>Average</b>	<b>Top</b>	<i>Heifers</i>	<b>Price Range</b>	<b>Average</b>	<b>Top</b>
<b>700-799</b>	192.50-220.00	202.40	220.00	<b>600-699</b>	192.99-225.99	211.90	225.99
<b>600-699</b>	155.00-243.99	210.40	243.99	<b>500-599</b>	150.00-232.50	201.20	232.50
<b>500-599</b>	150.00-279.00	240.49	279.00	<b>400-499</b>	142.50-252.49	216.10	327.00
<b>400-499</b>	150.00-314.99	247.80	314.99	<b>300-399</b>	212.50-254.99	237.50	254.99
<b>399-</b>	220.00-307.50	257.60	307.50				

Stocker sale at: **Renfrew Pontiac Livestock: October 25, 2022 – 465** Stockers

<i>Steers</i>	<b>Price Range</b>	<b>Average</b>	<b>Top</b>	<i>Heifers</i>	<b>Price Range</b>	<b>Average</b>	<b>Top</b>
<b>800-899</b>	139.99-239.99	196.39	239.99	<b>700-799</b>	122.50-218.50	204.80	218.50
<b>700-799</b>	135.00-229.99	209.50	229.99	<b>600-699</b>	119.99-227.99	195.10	227.99
<b>600-699</b>	144.99-254.00	223.70	254.00	<b>500-599</b>	139.99-256.00	223.49	256.00
<b>500-599</b>	200.00-300.00	250.00	300.00	<b>400-499</b>	164.99-267.49	242.79	267.49
<b>400-499</b>	194.99-322.50	258.80	322.50	<b>300-399</b>	194.99-270.00	225.19	354.99
<b>399-</b>	200.00-350.00	277.80	350.00	<b>299-</b>	189.99-250.00	214.99	250.00

Stocker sale at **Ontario Livestock Exchange, October 26, 2022 – 608** stockers

<i>Steers</i>	<b>Price Range</b>	<b>Average</b>	<b>Top</b>	<i>Heifers</i>	<b>Price Range</b>	<b>Average</b>	<b>Top</b>
<b>1000+</b>	227.00-249.00	239.19	249.00	<b>900+</b>	199.50-220.00	206.70	220.00
<b>900-999</b>	238.00-248.00	246.05	248.00	<b>800-899</b>	220.00-226.00	221.93	226.00
<b>800-899</b>	213.00-275.00	261.45	275.00				
<b>700-799</b>	190.00-255.00	230.63	255.00				

Stocker sale at **Ontario Livestock Exchange: October 27, 2022 – 420** Stockers

<i>Steers</i>	<b>Price Range</b>	<b>Average</b>	<b>Top</b>	<i>Heifers</i>	<b>Price Range</b>	<b>Average</b>	<b>Top</b>
<b>1000+</b>	172.50-188.00	180.82	188.00	<b>900+</b>	137.50-155.0	146.43	162.50
<b>900-999</b>	72.50-185.00	125.83	185.00	<b>800-899</b>	167.50-208.00	184.71	208.00
<b>800-899</b>	152.50-190.00	180.74	240.00	<b>700-799</b>	143.00-217.00	174.145	217.00
<b>700-799</b>	170.00-215.00	194.73	253.00	<b>600-699</b>	155.00-220.00	195.75	220.00
<b>600-699</b>	165.00-245.00	209.03	263.00	<b>500-599</b>	165.00-222.50	195.00	225.00
<b>500-599</b>	210.00-260.00	237.20	265.00	<b>400-499</b>	165.00-250.00	197.86	250.00
<b>400-499</b>	170.00-270.00	224.34	275.00	<b>300-399</b>	170.00-240.00	215.00	240.00
<b>399-</b>	125.00-270.00	210.71	270.00	<b>299-</b>	120.00-190.00	150.00	190.00

Stocker sale at **Ontario Stockyards Inc: October 27, 2022 – 1,127** Stockers

<i>Steers</i>	<b>Price Range</b>	<b>Average</b>	<b>Top</b>	<i>Heifers</i>	<b>Price Range</b>	<b>Average</b>	<b>Top</b>
<b>1000+</b>	140.00-211.00	181.13	211.00	<b>900+</b>	160.00-210.00	192.43	210.00
<b>900-999</b>	170.00-240.00	223.73	240.00	<b>800-899</b>	183.00-221.00	209.99	221.00
<b>800-899</b>	197.50-244.00	223.28	244.00	<b>700-799</b>	182.50-239.0	220.09	239.00
<b>700-799</b>	205.00-245.00	230.40	249.00	<b>600-699</b>	175.00-242.00	218.91	249.00
<b>600-699</b>	215.00-270.00	242.26	270.00	<b>500-599</b>	170.00-235.00	205.52	252.00
<b>500-599</b>	227.50-292.50	258.08	311.00	<b>400-499</b>	180.00-240.00	211.09	265.00
<b>400-499</b>	200.00-287.50	242.25	345.00	<b>300-399</b>	150.00-245.00	191.43	310.00
<b>399-</b>	180.00-275.00	245.08	370.00	<b>299-</b>	120.00-320.00	189.00	350.00

Stocker sale at **Ottawa Livestock Exchange: October 27, 2022 – 137** Stockers

<i>Steers</i>	<b>Price Range</b>	<b>Average</b>	<b>Top</b>	<i>Heifers</i>	<b>Price Range</b>	<b>Average</b>	<b>Top</b>
<b>600-699</b>	196.00-240.00	216.10	250.00	<b>600-699</b>	160.00-244.00	192.40	244.00
<b>500-599</b>	200.00-250.00	221.58	264.00	<b>500-599</b>	164.00-250.00	203.05	250.00
<b>400-499</b>	196.00-270.00	218.55	270.00	<b>400-499</b>	184.00-248.00	214.00	248.00
<b>399-</b>	172.00-272.00	237.50	272.00				

## ONTARIO STOCKER & FEEDER TRADE SPECIAL FALL SALE

Stocker sale at **Community Livestock Exchange: October 21, 2022 – 691** Stockers

<b>Steers</b>	<b>Price Range</b>	<b>Average</b>	<b>Top</b>	<b>Heifers</b>	<b>Price Range</b>	<b>Average</b>	<b>Top</b>
<b>900-999</b>	156.00-229.00	193.39	229.00	<b>900+</b>	175.00-225.99	212.50	225.99
<b>800-899</b>	152.00-243.50	224.19	243.50	<b>800-899</b>	187.99-240.49	230.69	240.49
<b>700-799</b>	169.99-265.49	241.59	265.49	<b>700-799</b>	169.99-229.99	218.80	229.99
<b>600-699</b>	160.00-277.00	247.90	277.00	<b>600-699</b>	150.00-245.99	231.30	245.99
<b>500-599</b>	164.99-300.99	270.00	300.99	<b>500-599</b>	142.50-260.99	227.80	260.99
<b>400-499</b>	189.99-333.99	284.90	333.99	<b>400-499</b>	160.00-266.99	249.00	266.99
<b>399-</b>	204.99-304.99	251.79	304.99	<b>300-399</b>	175.00-235.00	197.19	235.00

Quinte Cattlemen's Association Stocker Sale - There was an excellent offering of 691 cattle comprised of 307 steers and 384 heifers. Demand was strong and sustained in all categories with extra strength in the lighter steer weights and all heifer weights. Quality consistency resulted in tighter price ranges than usual. There were 37 consignors and 22 purchasing buyers.

Stocker Sale at **Algoma Cooperative Livestock Sales- Thessalon: October 22, 2022- 281** stockers

<b>Steers</b>	<b>Price Range</b>	<b>Heifers</b>	<b>Price Range</b>
<b>900-999</b>	189.00-215.00	<b>800-899</b>	180.00-191.00
<b>800-899</b>	185.00-214.00	<b>700-799</b>	N/T
<b>700-799</b>	220.00-253.00	<b>600-699</b>	180.00-192.00
<b>600-699</b>	227.00-283.00	<b>500-599</b>	180.00-230.00
<b>500-599</b>	259.00-333.00	<b>400-499</b>	188.00-256.00
<b>400-499</b>	270.00-335.00	<b>399-</b>	211.00-250.00
<b>399-</b>	261.00-311.00		

Bidding was active!

Stocker sale at **Denfield Livestock Exchange: October 22, 2022 – 404** Stockers

<b>Steers</b>	<b>Price Range</b>	<b>Average</b>	<b>Top</b>	<b>Heifers</b>	<b>Price Range</b>	<b>Average</b>	<b>Top</b>
<b>1000+</b>	200.00-215.00	207.00	215.00	<b>900+</b>	196.00-208.00	201.11	216.00
<b>900-999</b>	230.00-248.00	237.92	248.00	<b>800-899</b>	207.00-252.00	230.47	252.00
<b>800-899</b>	220.00-253.00	243.54	260.00	<b>700-799</b>	213.00-242.00	231.30	242.00
<b>700-799</b>	230.00-263.00	248.97	263.00	<b>600-699</b>	206.00-225.00	213.54	227.00
<b>600-699</b>	230.00-258.00	246.58	258.00	<b>500-599</b>	210.00-215.00	212.81	228.00
<b>500-599</b>	235.00-283.00	251.41	283.00	<b>400-499</b>	217.00-241.00	232.67	241.00

Stocker sale at **Keady Livestock Market: October 22, 2022 – 814** Stockers- Presort Sale

<b>Steers</b>	<b>Price Range</b>	<b>Average</b>	<b>Top</b>	<b>Heifers</b>	<b>Price Range</b>	<b>Average</b>	<b>Top</b>
<b>800-899</b>	282.50-297.00	286.37	297.00	<b>600-699</b>	253.00-290.00	272.78	290.00
<b>700-799</b>	295.00-297.00	296.39	312.00	<b>500-599</b>	270.00-310.00	288.8	315.00
<b>600-699</b>	295.00-316.00	305.58	322.00	<b>400-499</b>	269.00-312.50	294.81	320.00
<b>500-599</b>	298.00-335.00	320.00	355.00	<b>300-399</b>	262.50-312.50	280.00	312.50
<b>400-499</b>	322.00-355.00	338.21	375.00				
<b>399-</b>	331.00-375.00	359.45	375.00				

Bruce Peninsula Charolais Calf Producers Presorted Sale- noting a strong active trade on top quality vaccinated calves.

Stocker sale at **Maple Hill Auctions Ltd: October 24, 2022 – 836** Stockers

<b>Steers</b>	<b>Price Range</b>	<b>Average</b>	<b>Top</b>	<b>Heifers</b>	<b>Price Range</b>	<b>Average</b>	<b>Top</b>
<b>800-899</b>	222.00-225.00	223.25	225.00	<b>600-699</b>	224.75-245.00	237.94	264.50
<b>700-799</b>	236.00-280.50	237.20	285.00	<b>500-599</b>	234.50-290.00	261.38	290.00
<b>600-699</b>	249.50-270.00	260.56	275.00	<b>400-499</b>	220.00-275.00	239.93	275.00
<b>500-599</b>	269.50-312.50	283.64	323.00				
<b>400-499</b>	259.00-280.50	271.70	319.00				
<b>399-</b>	280.00-330.00	312.00	330.00				

Special Fall Local Vaccinated Calf Sale! *Nov 12th @1:00 pm- Commercial Bred Heifer Sale!*

Stocker sale at: **Keady Livestock Market: October 25, 2022 – 1,061** Stockers – Presort Sale

<b>Steers</b>	<b>Price Range</b>	<b>Average</b>	<b>Top</b>	<b>Heifers</b>	<b>Price Range</b>	<b>Average</b>	<b>Top</b>
<b>700-799</b>	285.00-298.00	292.58	298.00	<b>700-799</b>	204.00-244.00	224.58	244.00
<b>600-699</b>	285.00-312.50	297.29	317.50	<b>600-699</b>	232.00-248.00	243.95	310.00
<b>500-599</b>	287.50-325.00	313.13	357.50	<b>500-599</b>	235.00-310.00	293.80	325.00
<b>400-499</b>	315.00-382.00	358.81	390.00	<b>400-499</b>	257.50-345.00	312.45	345.00
<b>399-</b>	375.00-390.00	379.11	290.00	<b>300-399</b>	336.00-345.00	340.63	345.00
				<b>299-</b>	320.00-340.00	330.00	340.00

Georgian Bay Charolais Calf Producers-Presort Sale – A good offering of fully vaccinated, presorted calves sold at prices fully steady to Saturday’s presorted sale!

Stocker sale at **Aylmer Stockyards Inc, October 26, 2022 – 118** stockers

<b>Steers</b>	<b>Price Range</b>	<b>Average</b>	<b>Top</b>	<b>Heifers</b>	<b>Price Range</b>	<b>Average</b>	<b>Top</b>
<b>500-599</b>	227.49-277.99	261.60	277.99	<b>400-499</b>	204.99-260.00	242.89	260.00
<b>400-499</b>	225.00-260.99	249.90	260.99				
<b>399-</b>	162.50-287.50	241.90	287.50				

Stocker sale at **Vankleek Livestock Exchange, October 26, 2022 – 250** stockers

<b>Steers</b>	<b>Price Range</b>	<b>Average</b>	<b>Top</b>	<b>Heifers</b>	<b>Price Range</b>	<b>Average</b>	<b>Top</b>
<b>800-899</b>	132.50-243.00	186.67	243.00	<b>800-899</b>	145.00-180.00	163.37	180.00
<b>700-799</b>	165.00-272.00	221.21	272.00	<b>700-799</b>	140.00-210.00	186.05	210.00
<b>600-699</b>	212.50-261.00	225.92	261.00	<b>600-699</b>	182.50-222.50	197.56	222.50
<b>500-599</b>	199.00-268.00	228.25	270.00	<b>500-599</b>	177.50-232.00	197.74	232.00
<b>400-499</b>	207.50-285.00	231.15	285.00	<b>400-499</b>	170.00-232.50	190.42	232.50
<b>399-</b>	115.00-280.00	182.49	280.00				

Stocker sale at **Keady Livestock Market: October 27, 2022– 658** stockers

<b>Steers</b>	<b>Price Range</b>	<b>Average</b>	<b>Top</b>	<b>Heifers</b>	<b>Price Range</b>	<b>Average</b>	<b>Top</b>
<b>600-699</b>	300.00-317.50	309.04	317.50	<b>700-799</b>	190.00-212.00	194.40	212.00
<b>500-599</b>	315.00-350.00	325.36	350.00	<b>600-699</b>	200.00-225.00	209.65	225.00
<b>400-499</b>	287.50-335.00	317.92	335.00	<b>500-599</b>	227.00-260.00	242.42	285.00
<b>399-</b>	335.00-340.00	337.73	340.00	<b>400-499</b>	260.00-305.00	292.08	305.00
				<b>300-399</b>	285.00-315.00	305.28	360.00

Bluewater Black Calf Producers – Presorted sale- selling on a strong active trade.

Stocker sale at **Grey Bruce Livestock Co-op- Wiaraton: October 27, 2022- 524** stockers

<b>Steers</b>	<b>Price Range</b>	<b>Heifers</b>	<b>Price Range</b>
<b>600-700</b>	255.00-285.00	<b>500-650</b>	252.00-286.00
<b>500-600</b>	285.00-324.50	<b>300-500</b>	253.00-309.00
<b>400-500</b>	268.00-328.00		
<b>200-400</b>	335.00-400.00		
<b>Males</b>			
<b>425-625</b>	223.00-313.00		

Top quality fresh weaned calves, Charolais, Red Angus, Black Angus, Hereford & Simmental, sold at strong prices on par with positive current market trends!

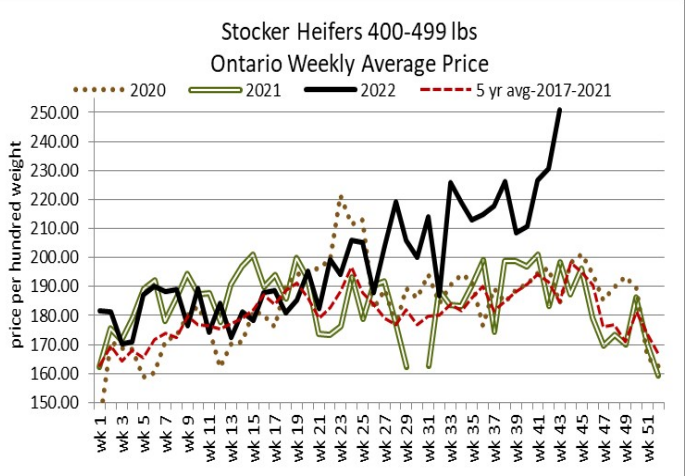
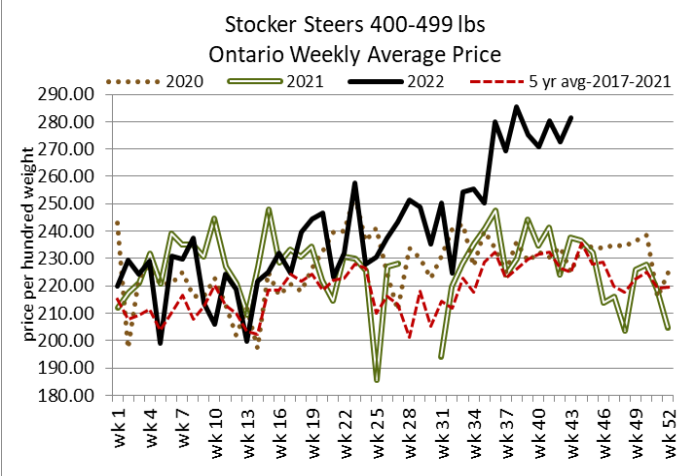
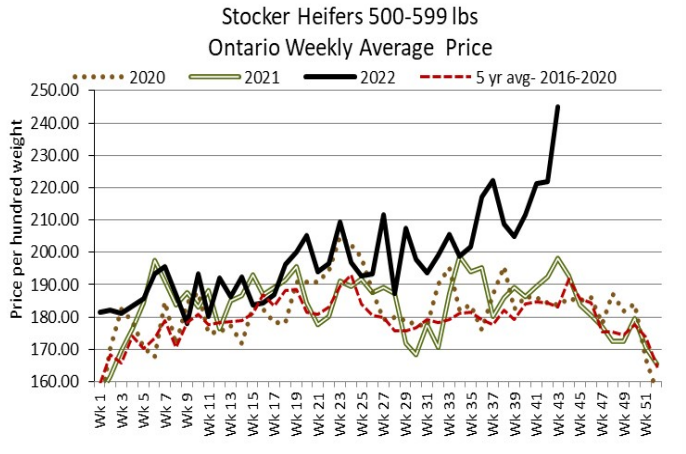
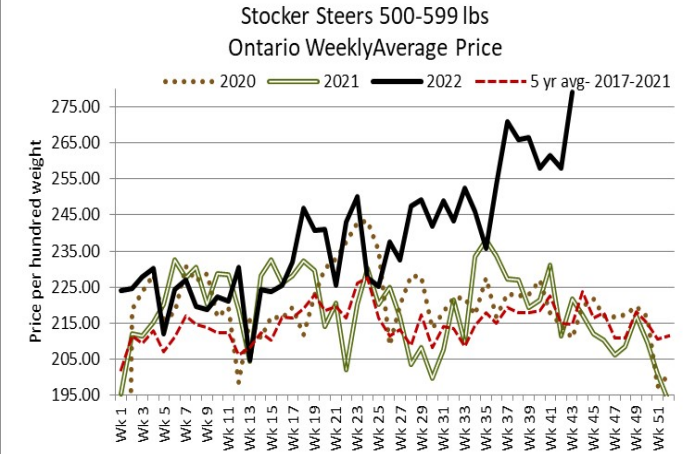
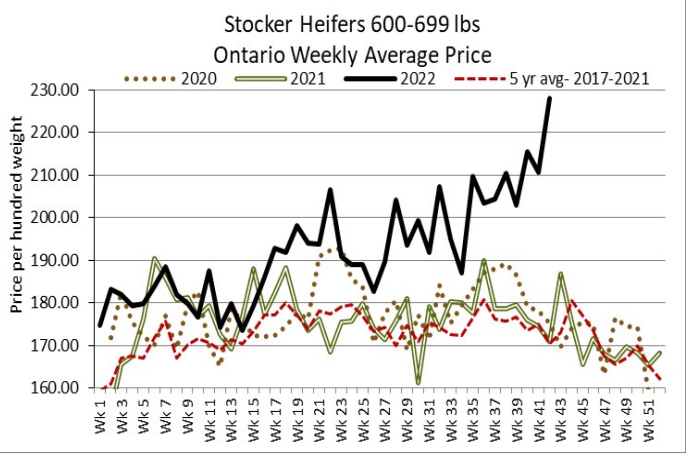
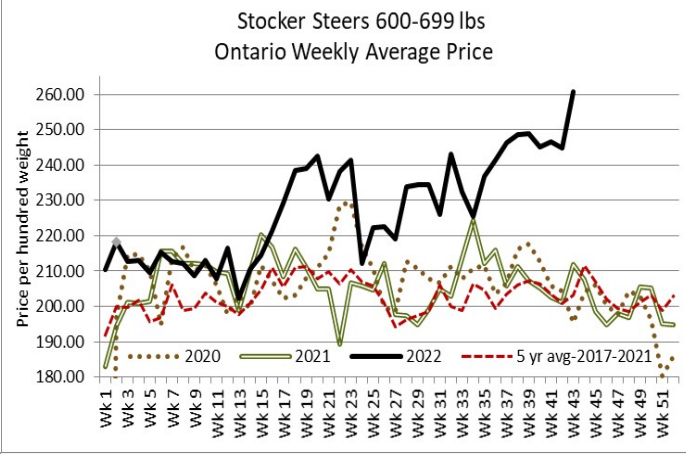
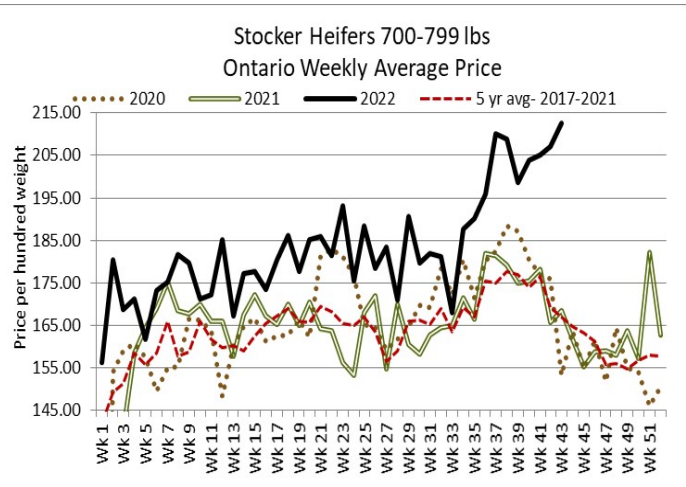
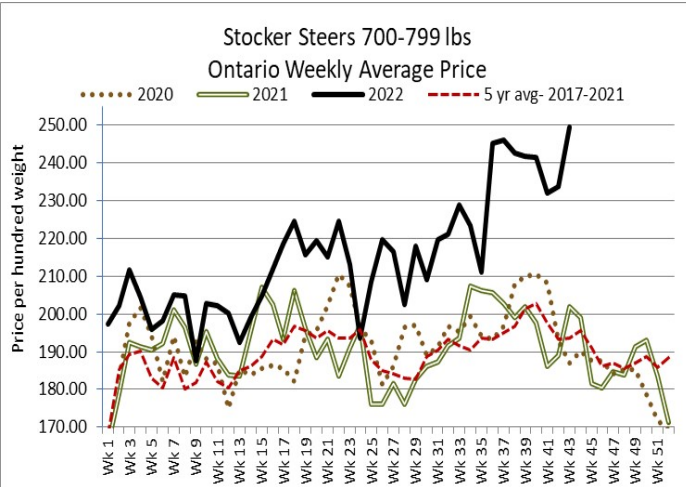
### **ONTARIO BRED COW SALES**

**Ottawa Livestock Exchange, October 20, 2022- 50** Bred cows, **12** Cow calf pairs (prices are per head & per pair)

	<b>Exotic and Exotic X</b>	<b>British and British X</b>
<b>Top quality bred cows</b>	\$2300-\$2850	\$1700-\$2200
<b>Avg quality bred cows</b>	\$1800-\$2300	\$1300-\$1675
<b>Top quality cow/calf pairs</b>	\$2700-\$3100	\$1800-\$2250
<b>Avg quality cow/calf pairs</b>	\$2000-\$2675	\$1500-\$1775

A good sale was reported!





**WEEKLY LIVE CATTLE EXPORTS-ONTARIO**

	Week ending Oct. 8, 2022	Week ending Oct. 1, 2022	Year to Date
Total live slaughter cattle exported through Ontario ports to the U.S.	1,821	1,544	69,564
Steers & Heifers & Cows	1,701	1,427	64,982
Bulls	120	117	4,582

**CANADIAN- FEDERALLY INSPECTED PROCESSING- Thanksgiving Monday previous week**

	Week Ending Oct 22, 2022	# of hd change from week ago	YTD	% Change (Week Ago)	% Change (Year Ago)
Grand Total	63,297	+3,817	2,652,032	+6%	-0%
Western Processing	49,039	+220	2,101,433	+0%	-0%
Eastern Processing	14,258	+3,597	550,599	+34%	+0%

**ONTARIO- FEDERALLY INSPECTED PROCESSING- Thanksgiving Monday previous week**

	Week Ending Oct 22, 2022	# of hd change from week ago	YTD	% Change (Week Ago)	% Change (Year Ago)
Grand Total	12,883	+3,319	493,361	+34.7%	+0.2%

**AVERAGE CARCASS WEIGHTS – CANADA**

	Steers	Heifers
Oct 22 2022	972	870
Oct 15, 2022	972	877
Oct 23, 2021	951	853

**AVERAGE CARCASS WEIGHTS – ONTARIO**

	Steers	Heifers
Oct 22 2022	963	818
Oct 15, 2022	953	800
Oct 23, 2021	944	828

**USDA ESTIMATED CATTLE PROCESSING VOLUME**

	Week Ending Oct 29, 2022	Previous Week	Year Ago
Grand Total	668,000	673,000	668,000

**ALBERTA DIRECT TRADE**

Alberta's direct trade: for the week ending Oct 27, 2022

Steers	Live FOB	185.50-186.25	Rail FOB	300.50
Heifers	Live FOB	177.00-186.25	Rail FOB	300.00-300.50

**U.S. TRADE (U.S. funds)**

The U.S. cash cattle trade: for the week ending Oct 27, 2022

Choice and Select Steers and Heifers:	Live	148.00-155.00
	Rail	234.00-242.00

**U.S. BOXED BEEF CUT-OUT VALUES (U.S. funds)**

	Choice 600-900	Select 600-900
Current Five Day Average	259.28	227.57

### BEEF EXPORTS – CANADA (AAFC)

	<b>United States</b> Jan 1- Aug 31/2022	<b>Change from last year YTD</b>	<b>Mexico</b> Jan 1- Aug 31/2022	<b>Change from last year YTD</b>
Total	232,121 tonnes	-1% or – 1,616 tonnes	16,976 tonnes	+6% or + 931 tonnes
	<b>Japan</b> Jan 1- Aug 31/2022	<b>Change from last year YTD</b>	<b>South Korea</b> Jan 1- Aug 31/2022	<b>Change from last year YTD</b>
Total	48,876 tonnes	+22% or + 8,838 tonnes	14,063 tonnes	+104% or + 7,185 tonnes

### LIVE CATTLE – CANADA (AAFC)

<b>IMPORTS</b>		<b>Import % change</b> from 2020 YTD	<b>EXPORTS</b>		<b>Export % change</b> from 2021 YTD
Jan 1- Aug 31/2022			Jan 1- Oct 8/22		
Pure bred	9,628	-22%	Slaughter steers & heifers & cows	368,978	+12%
Non-pure bred	137,755	-50%	Feeder cattle & calves	168,999	+77%
			Bulls	32,824	+10%

### BEEF PRODUCTION – CANADA (AAFC)

	Jan 1 – Oct 15/22	Last Year Same Time	% Change
Fed	901,092 tonnes	895,727 tonnes	+1%
Non-fed	121,944 tonnes	121,436 tonnes	+0%

### BEEF IMPORTS – CANADA (AAFC)

	Jan 1 – Oct 15/22	Last Year Same Time	% Change
United States	83,853 tonnes	79,154 tonnes	+6%
Non-CUSMA	25,463 tonnes	26,751 tonnes	-5%
EU-27 (beef/veal total)	11,198 tonnes	11,802 tonnes	-5%
Total	130,439 tonnes	128,423 tonnes	+2%

### CHICAGO MERCANTILE EXCHANGE

Closing quotes on futures **today** were as follows:

<b>Live Cattle</b>			<b>Feeder Cattle</b>			<b>Corn</b>		
Oct	150.37	-1.02	Nov	177.87	-0.25	Dec	6.806	-1.4
Dec	153.00	-0.42	Jan	180.37	-0.07	Mar	6.866	-1.0
Feb	156.32	-0.52	Mar	182.57	+0.12	May	6.862	-0.6
Apr	159.22	-0.27	Apr	186.47	+0.15	Jul	6.804	-0.4
Jun	154.42	-0.35	May	189.35	+0.07	Sep	6.344	-0.4
Aug	153.62	-0.37	Aug	200.62	-0.10	Dec	6.210	-0.6
<b>Soybeans</b>			<b>Soft Red Winter Wheat</b>			<b>Canadian \$</b>		
Nov	13.876	+5.4	Dec	8.292	-9.2	Spot	73.48	-0.24
Jan	14.002	+6.6	Mar	8.490	-9.0	Dec	73.51	-0.22
Mar	14.090	+7.0	May	8.600	-8.4	Mar	73.64	-0.22
May	14.162	+6.6	Jul	8.614	-7.0	Jun	73.81	-0.20
Jul	14.194	+7.0	Sep	8.676	-6.2	Sep	73.95	-0.21
Aug	14.050	+7.4	Dec	8.756	-6.0	Dec	74.08	-0.17

Beef Farmers of Ontario, 130 Malcolm Road, Guelph, ON N1K 1B1 Phone: (519) 824-0334 Fax: (519) 824-9101 or email: [markets@ontariobeef.com](mailto:markets@ontariobeef.com)

### ONTARIO STOCKER & FEEDER TRADE SPECIAL FALL SALES

Oct 29	9:00 am	Keady Livestock Market	Central Ont. Calf Producers Sale-owner lots
Nov 1	11:00 am	Ontario Stockyards Inc	Special All Vaccinated Calf Sale
Nov 2	11:00 am	Kawartha Lakes Community Sales Barn	Peterborough/Victoria Counties Vacc Calf Sale
Nov 4	9:00 am	Keady Livestock Market	Special Local Calf Sale
Nov 4	10:00 am	Brussels Livestock	Angus Influence Sale (in regular sale)
Nov 4	7:00 pm	Cargill Auction Market	Local Calf & Yearling Sale
Nov 5	8:00 am	Rainy River Cattleman's- Stratton	Stocker Sale, Cows & bulls at 8:00 am
Nov 5	11:00 am	Denfield Livestock Exchange	Annual Local Vaccinated Calf Sale



Nov 11 9:00 am Keady Livestock Market  
Nov 12 12:00 pm Ontario Stockyards Inc  
Nov 12 1:00 pm Maple Hill Auctions Ltd

Special Grass & Yard Fed Yearling Sale  
Bred Cow & Cow/Calf Pair Sale  
Commercial Bred Heifer Sale

### Comments for the week ending October 27, 2022

341 fed steers and heifers sold through Ontario auction markets this week down just 13 from the previous week and 30 fewer than the same time last year. Fed steers traded from \$165.96-\$185.33 averaging \$178.94 up \$1.28 from last week and \$22.24 above year ago prices. Fed heifers sold from \$161.33-\$184.64 averaging \$175.81 up \$2.52 from last week and \$22.12 stronger than last year at this time. Auction markets reported trade as active with prices steady to stronger with quality considered, with one market noting sales up by \$5.00 cwt in spots. The market ended the week with prices \$1.00-\$2.00 cwt higher. Top prices reached this week were \$195.50 live cwt for steers and \$199.25 for heifers.

The Ontario railgrade market continued flat at \$303.00 dressed for steers and \$302.00 for heifers on limited volumes. Cattle sold this week were for delivery the week of November 7<sup>th</sup> to start, to November 14<sup>th</sup> by mid-week. By Thursday, the market was quiet as local packer bids at \$303.00 dressed did not attract seller's attention. There are reports of a few cattle being sold to the U.S. from Ontario at \$235.00 USD cwt delivered which works back to around \$186.00 CDN cwt live on a picked up basis. Average prices continue steady for the sixth consecutive week and remain \$33.00 stronger than this time last year.

Lighter volumes of fed/cull cows came to market with some pressure on prices this week. There were 2,472 head sold through auction markets, down 296 from last week but 67 more than the same week last year. Cows sold from \$65.18-\$106.12 averaging \$83.39 down \$10.30 cwt from last week but still \$21.91 stronger than year ago prices. Auction markets reported trade as softer to under pressure for the most part with comments on beef cows and good quality trading steady to higher and plainer types and dairy breeds lower. The market ended the week under pressure at lower prices. 560 beef cows sold this week down 127 head from last week, averaging \$88.75 down \$12.31 cwt from last week's beef cow weighted average price.

10,200 stocker and feeder cattle sold through auctions this week which is fully steady to last week but 2,146 more than the same week last year, with several special sales included this week. Auction markets reported calves as active on a steady to stronger trade, with top quality calves noted in a few special sales included this week with higher prices. Yearlings sold on a strong active trade with prices reported as steady to strong, with heifers noted as higher and with premiums. Actual average prices this week saw steers 400-500 lbs up \$8.93 from last week, 500-600 lbs up \$21.07, 600-700 lbs up \$15.95, 700-800 lbs up \$15.83, 800-900 lbs down \$8.83, 900-1000 lbs down \$6.88 and steers 1000 lbs plus averaged \$2.09 easier than last week on average. Heifers from 300-400 lbs were up \$25.43 on average, 400-500 lbs up \$20.48, 500-600 lbs up \$23.33, 600-700 lbs up \$17.28, 700-800 lbs up \$5.43, 800-900 lbs up \$5.69 and heifers 900 lbs plus averaged \$1.56 below last week's weighted average price. Steers are averaging \$40.00-\$55.00 stronger than last year at this time, while heifers are up by \$40.00-\$50.00 cwt.

Alberta direct trade was light this week with prices reported at \$302.00 cwt delivered on a dressed basis. Canfax notes that depending on which packer that purchased the cattle, delivery dates were from late November to early December. Canfax also notes that U.S. packers were purchasing cattle at \$233.00 USD cwt delivered which is at a premium to local trade.

The U.S. cash cattle trade the week ending October 21st was strong with business in the south up \$3.00 cwt from \$146.00-\$148.00 live, majority at \$148.00. In the north some live trade was reported from \$150.00-\$153.00 while dressed deals ranged from \$234.00-\$238.00 dressed, mainly \$236.00 up \$3.00-\$4.00 cwt. Actual average prices reported by the USDA Mandatory Price Report saw live steers average \$150.07 up \$3.08 from the previous week while heifers averaged \$149.86 up \$2.91. On the rail steers averaged \$235.28 up \$3.68 with heifers averaging \$235.52 up \$3.97.

This week the U.S. cash cattle trade was limited until Thursday, with just a couple of deals in parts of the north reported from \$151.00-\$153.00 live and \$236.00 dressed, steady but certainly not enough sold to establish a market. Smaller show lists this week and stronger boxed beef prices had sellers holding out for higher prices. By Thursday, moderate to active trade developed with stronger prices again this week. In the south trade is reported at \$150.00 cwt live up \$2.00 from last week. In the north some live deals ranged from \$151.00-\$155.00 with dressed trade from \$236.00-\$242.00, mainly \$240.00 cwt up \$4.00-\$5.00 cwt from last week on average, with a couple of deals to a regional buyer at \$244.00 with immediate delivery. Today the market is quiet and it appears the bulk of trade is completed.