



## Weekly Market Information Report for the week ending Thursday, November 3, 2022

The following information is collected from various sources and disseminated by Beef Farmers of Ontario.

### ONTARIO DIRECT TO PACKER RAILGRADE CATTLE TRADE

Prices are on a carcass weight basis before grade and weight discounts. Weekly Range:

<b>A Grade Steers</b>	303.00-306.00
<b>A Grade Heifers</b>	302.00-305.00

### ONTARIO LIVE CATTLE TRADE

Ontario auction sales this week saw weighted average price ranges for:

FED CATTLE	Volume	Price Range	Average	Top	Last Week Avg
Large Frame Steers +1250	103	177.48-186.57	182.98	189.00	179.97
Medium Frame Steers +1250	90	174.09-186.80	180.88	191.00	174.53
Large & Medium Frame Steers +1250	193	175.03-186.26	181.73	191.00	178.94
Large Frame Heifers +1000	56	157.52-182.06	170.46	195.00	178.88
Medium Frame Heifers +1000	190	174.43-185.00	180.15	229.00	170.93
Large & Medium Frame Heifers +1000	246	170.22-185.04	178.09	229.00	175.81
Fed steers, Dairy & Dairy Cross +1250	93	147.74-170.83	163.80	182.75	151.23
Fed heifers, Dairy & Dairy Cross +1000	104	117.19-163.85	145.15	182.50	139.25
Cows - All Weights	2,367	62.35-98.00	78.84	169.00	83.39
Bulls - All Weights	167	98.86-129.51	113.28	200.00	119.08

### STOCKERS - Large and Medium Frame

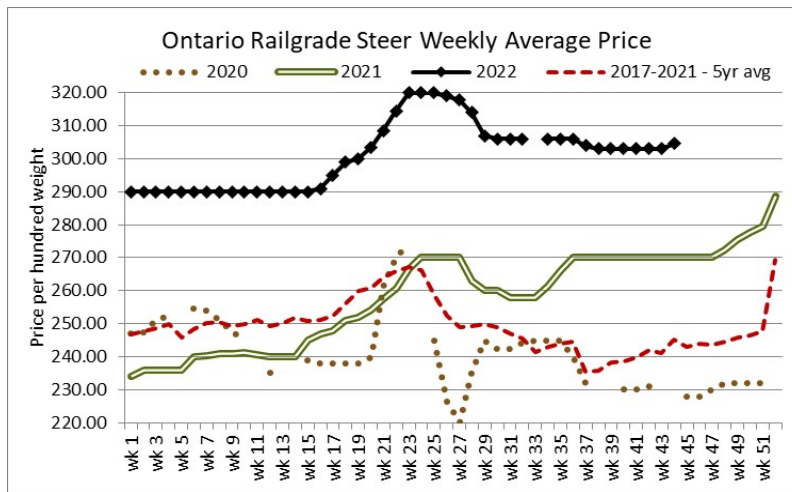
STEERS	Volume	Price Range	Average	Top	Last Week Avg
1000+	497	221.73-245.94	236.69	255.00	231.10
900-999	266	232.44-254.18	246.13	267.00	238.23
800-899	229	208.15-250.26	237.97	272.50	238.57
700-799	469	213.96-253.17	237.23	294.00	249.67
600-699	1,077	225.69-269.60	252.10	315.00	260.84
500-599	1,264	227.36-291.35	262.96	340.00	279.05
400-499	603	234.63-313.28	275.87	365.00	281.42
-399	205	227.29-333.87	280.30	390.00	280.08

### STOCKERS - Large and Medium Frame

HEIFERS	Volume	Price Range	Average	Top	Last Week Avg
+900	275	172.69-205.29	189.35	226.00	196.47
800-899	237	182.54-219.51	204.92	238.00	215.02
700-799	183	174.12-215.79	196.40	270.00	212.44
600-699	463	186.67-226.93	209.43	250.00	227.95
500-599	898	190.66-245.23	220.59	290.00	245.08
400-499	603	190.67-253.91	226.04	330.00	251.01
300-399	130	175.79-263.34	221.43	355.00	248.73
-299	36	178.89-216.06	197.82	290.00	219.76

At Kawartha Lakes Community Sale Barn: October 29, 2022 – 160 cows, 12 bulls, 34 veal, 13 fed cattle

	Price Range	Avg.	Top
Cows	65.00-108.00	79.54	140.00
Bulls over 1600 lbs	111.00-127.00	117.40	127.00
Veal 600 lbs +	145.00-179.00	162.12	179.00
Veal -125 lbs	70.00-265.00	147.02	265.00

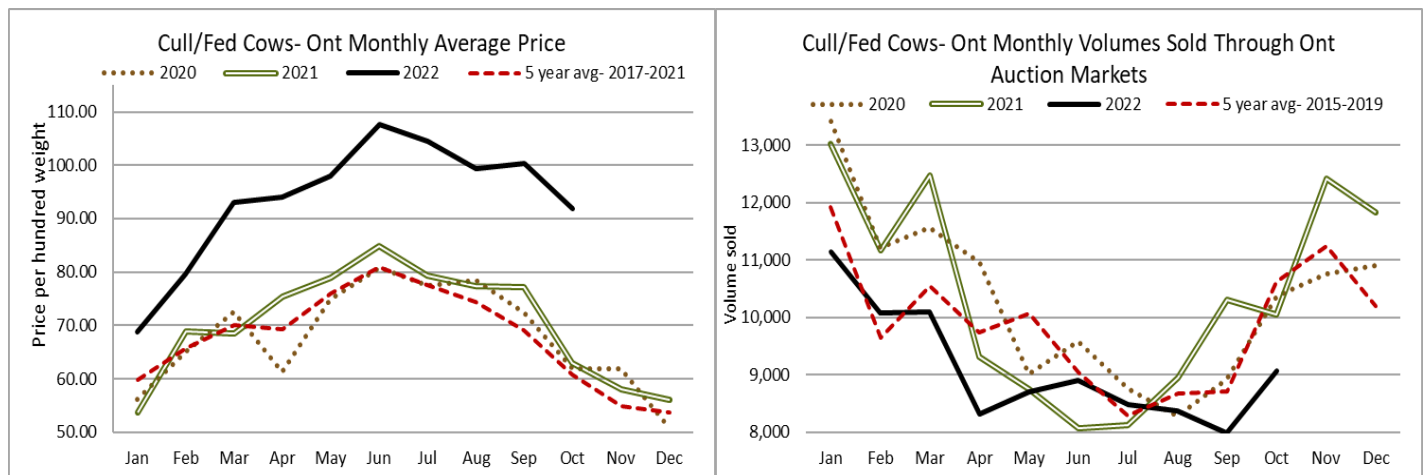


**Denfield Livestock Exchange Inc., November 1, 2022: 272 Fed Cattle, 20 Veal, 115 Cows, 7 Bulls, 28 stockers**

	Price Range	Average	Top
Large & Medium Frame Fed Steers +1250 lbs	180.00-187.25	184.57	191.00
Large & Medium Frame Fed Heifers +1000 lbs	183.00-187.50	185.40	229.00
Cows	56.00-97.00	77.20	118.00
Veal calves 600 lbs +	164.00-198.00	185.16	198.00

**At Aylmer Stockyards Inc.: November 2, 2022 – 18 veal, 170 Cows, 3 fed cattle, 1 bull, 17 stockers**

	Price Range	Average	Top
Cows	61.99-113.99	81.59	150.00
Veal 600+ lbs	141.99-210.00	186.69	210.00



**ONTARIO STOCKER & FEEDER TRADE**

Stocker sale at **Brussels Livestock: October 28, 2022 – 1,371 Stockers**

Steers	Price Range	Average	Top	Heifers	Price Range	Average	Top
1000+	226.00-255.00	243.42	255.00	900+	192.50-215.00	204.78	215.00
900-999	245.00-259.75	254.08	259.75	800-899	188.50-229.75	207.06	229.75
800-899	235.00-272.50	261.29	272.50	700-799	191.00-270.00	224.19	270.00
700-799	221.00-261.50	245.86	269.00	600-699	197.00-230.00	216.20	238.00
600-699	221.00-265.00	248.98	265.00	500-599	219.00-271.00	249.36	271.00
500-599	234.00-302.00	268.85	302.00	400-499	218.00-294.00	258.36	294.00
400-499	230.00-324.00	284.01	338.00	300-399	165.00-355.00	268.86	355.00
399-	160.00-367.50	278.25	367.50				

Stocker sale at **Kawartha Lakes Community Sales Barn: October 29, 2022 – 97** Stockers

<b>Steers</b>	<b>Price Range</b>	<b>Average</b>	<b>Top</b>	<b>Heifers</b>	<b>Price Range</b>	<b>Average</b>	<b>Top</b>
<b>600-699</b>	160.00-237.50	195.23	237.50	<b>500-599</b>	147.50-207.50	184.72	207.50
<b>500-599</b>	185.00-287.50	226.18	287.50	<b>400-499</b>	157.50-207.50	176.36	207.50

Stocker sale at **Temiskaming Livestock Exchange: October 31, 2022 – 243** stockers

<b>Steers</b>	<b>Price Range</b>	<b>Average</b>	<b>Top</b>	<b>Heifers</b>	<b>Price Range</b>	<b>Average</b>	<b>Top</b>
<b>700-799</b>	190.00-206.00	200.25	206.00	<b>500-599</b>	184.00-219.50	200.19	231.00
<b>600-699</b>	184.00-215.00	208.18	215.00	<b>400-499</b>	195.00-221.00	205.78	252.50
<b>500-599</b>	200.00-251.00	226.38	264.00	<b>300-399</b>	200.00-227.50	206.15	245.00
<b>400-499</b>	200.00-262.50	225.43	271.00	<b>299-</b>	200.00-220.00	207.36	220.00
<b>399-</b>	240.00-302.50	282.50	322.50				

Stocker sale at: **Community Livestock Exchange: November 1, 2022 – 308** Stockers

<b>Steers</b>	<b>Price Range</b>	<b>Average</b>	<b>Top</b>	<b>Heifers</b>	<b>Price Range</b>	<b>Average</b>	<b>Top</b>
<b>700-799</b>	169.99-229.99	206.70	229.99	<b>600-699</b>	107.49-212.99	174.79	212.99
<b>600-699</b>	150.00-260.00	219.70	260.00	<b>500-599</b>	119.99-222.99	190.19	222.99
<b>500-599</b>	150.00-262.99	226.90	262.99	<b>400-499</b>	114.99-239.00	192.10	239.00
<b>400-499</b>	164.99-322.99	261.10	322.99	<b>300-399</b>	144.99-232.50	187.20	232.50
<b>399-</b>	169.99-242.49	194.90	320.00				

Stocker sale at: **Keady Livestock Market: November 1, 2022 – 567** Stockers

<b>Steers</b>	<b>Price Range</b>	<b>Average</b>	<b>Top</b>	<b>Heifers</b>	<b>Price Range</b>	<b>Average</b>	<b>Top</b>
<b>1000+</b>	218.00-224.00	220.50	224.00	<b>900+</b>	157.50-225.00	198.68	225.00
<b>800-899</b>	180.00-223.00	212.98	225.00	<b>800-899</b>	198.00-238.0	230.35	238.00
<b>700-799</b>	215.00-225.00	222.50	235.00	<b>700-799</b>	200.00-219.00	214.96	219.00
<b>600-699</b>	220.00-286.00	261.02	286.00	<b>600-699</b>	162.50-335.00	190.58	226.00
<b>500-599</b>	230.00-308.00	275.38	330.00	<b>500-599</b>	180.00-258.00	219.97	264.00
<b>400-499</b>	287.50-355.00	317.67	365.00	<b>400-499</b>	235.00-265.00	248.68	320.00
<b>399-</b>	300.00-390.00	348.64	390.00	<b>300-399</b>	242.50-320.00	276.00	330.00
				<b>299-</b>	250.00-290.00	270.00	290.00

Stocker sale at: **Renfrew Pontiac Livestock: November 1, 2022 – 497** Stockers

<b>Steers</b>	<b>Price Range</b>	<b>Average</b>	<b>Top</b>	<b>Heifers</b>	<b>Price Range</b>	<b>Average</b>	<b>Top</b>
<b>700-799</b>	144.99-229.99	204.59	229.99	<b>600-699</b>	169.99-242.49	223.49	242.49
<b>600-699</b>	189.99-270.99	242.49	270.99	<b>500-599</b>	180.00-264.99	238.09	264.99
<b>500-599</b>	185.00-304.99	261.69	304.99	<b>400-499</b>	160.00-262.00	239.29	262.00
<b>400-499</b>	210.00-335.00	295.19	335.00	<b>300-399</b>	182.49-260.00	230.20	260.00
<b>399-</b>	204.99-360.00	278.79	360.00	<b>299-</b>	180.00-250.00	218.90	250.00

Stocker sale at **Ontario Livestock Exchange, November 2, 2022 – 448** stockers

<b>Steers</b>	<b>Price Range</b>	<b>Average</b>	<b>Top</b>	<b>Heifers</b>	<b>Price Range</b>	<b>Average</b>	<b>Top</b>
<b>1000+</b>	227.00-249.00	241.13	249.00	<b>900+</b>	184.00-226.00	201.43	226.00
<b>900-999</b>	242.00-259.00	248.91	259.00	<b>800-899</b>	190.00-202.50	197.19	202.50
<b>800-899</b>	205.00-257.00	240.00	257.00				

Stocker sale at **Ontario Livestock Exchange: November 3, 2022 – 320** Stockers

<b>Steers</b>	<b>Price Range</b>	<b>Average</b>	<b>Top</b>	<b>Heifers</b>	<b>Price Range</b>	<b>Average</b>	<b>Top</b>
<b>1000+</b>	152.50-185.00	172.05	185.00	<b>900+</b>	152.50-180.00	169.34	180.00
<b>900-999</b>	167.50-267.00	250.25	267.00	<b>800-899</b>	165.00-192.50	174.17	192.50
<b>800-899</b>	137.50-195.00	175.42	195.00	<b>700-799</b>	155.00-190.00	172.33	190.00
<b>700-799</b>	165.00-250.00	191.00	250.00	<b>600-699</b>	130.00-175.00	153.18	185.00
<b>600-699</b>	180.00-255.00	226.14	267.50	<b>500-599</b>	110.00-180.00	149.46	190.00
<b>500-599</b>	170.00-257.50	226.10	257.50	<b>400-499</b>	152.50-190.00	169.55	222.50
<b>400-499</b>	225.00-270.00	254.29	270.00				
<b>399-</b>	150.00-170.00	160.00	272.50				

Stocker sale at **Ontario Stockyards Inc: November 3, 2022 – 830** Stockers

<b>Steers</b>	<b>Price Range</b>	<b>Average</b>	<b>Top</b>	<b>Heifers</b>	<b>Price Range</b>	<b>Average</b>	<b>Top</b>
<b>1000+</b>	130.00-213.00	175.83	213.00	<b>900+</b>	132.50-180.00	159.50	185.00
<b>900-999</b>	170.00-218.00	189.33	218.00	<b>800-899</b>	152.50-201.00	186.03	201.00
<b>800-899</b>	162.50-237.50	213.29	237.50	<b>700-799</b>	160.00-212.50	187.13	216.00
<b>700-799</b>	190.00-224.00	209.19	235.00	<b>600-699</b>	152.50-196.00	177.80	237.00
<b>600-699</b>	205.00-242.50	225.52	250.00	<b>500-599</b>	165.00-224.00	191.43	250.00
<b>500-599</b>	200.00-259.00	233.56	289.00	<b>400-499</b>	170.00-217.50	193.53	232.50
<b>400-499</b>	220.00-303.00	258.31	340.00	<b>300-399</b>	155.00-285.00	213.33	325.00
<b>399-</b>	220.00-325.00	264.35	340.00				

Stocker sale at **Ottawa Livestock Exchange: November 3, 2022 – 93** Stockers

<b>Steers</b>	<b>Price Range</b>	<b>Average</b>	<b>Top</b>	<b>Heifers</b>	<b>Price Range</b>	<b>Average</b>	<b>Top</b>
<b>700-799</b>	168.00-210.00	192.00	210.00	<b>500-599</b>	172.00-198.00	185.38	216.00
<b>600-699</b>	182.00-228.00	199.00	228.00				
<b>500-599</b>	206.00-238.00	224.20	238.00				
<b>400-499</b>	208.00-246.00	226.83	246.00				
<b>399-</b>	150.00-252.00	184.00	252.00				

### **ONTARIO STOCKER & FEEDER TRADE SPECIAL FALL SALE**

Stocker sale at **Keady Livestock Market: October 29, 2022 – 710** Stockers

<b>Steers</b>	<b>Price Range</b>	<b>Average</b>	<b>Top</b>	<b>Heifers</b>	<b>Price Range</b>	<b>Average</b>	<b>Top</b>
<b>800-899</b>	225.00-270.00	266.25	270.00	<b>600-699</b>	220.00-231.00	225.65	234.50
<b>700-799</b>	270.00-294.00	282.12	294.00	<b>500-599</b>	226.00-256.00	242.71	290.00
<b>600-699</b>	290.00-315.00	304.37	315.00	<b>400-499</b>	240.00-312.50	269.37	330.00
<b>500-599</b>	300.00-340.00	316.63	340.00	<b>300-399</b>	275.00-345.00	312.19	345.00
<b>400-499</b>	305.00-350.00	328.92	360.00				
<b>399-</b>	350.00-380.00	356.67	380.00				

Central Ontario Calf Producers sale selling in owner lots, on a strong active trade.

Stocker sale at **Ontario Stockyards Inc: November 1, 2022 – 990** Stockers

<b>Steers</b>	<b>Price Range</b>	<b>Average</b>	<b>Top</b>	<b>Heifers</b>	<b>Price Range</b>	<b>Average</b>	<b>Top</b>
<b>900-999</b>	155.00-214.00	197.25	214.00	<b>800-899</b>	184.00-190.00	186.77	190.00
<b>800-899</b>	185.00-220.00	199.00	230.00	<b>700-799</b>	207.00-233.00	219.18	233.00
<b>700-799</b>	222.00-250.25	240.36	250.25	<b>600-699</b>	222.00-242.50	236.56	242.50
<b>600-699</b>	235.50-264.00	252.87	271.50	<b>500-599</b>	202.50-233.00	216.79	246.00
<b>500-599</b>	244.00-297.00	275.15	308.50	<b>400-499</b>	202.50-252.00	233.74	262.50
<b>400-499</b>	250.00-281.00	264.99	301.00	<b>300-399</b>	155.00-272.50	232.78	272.50
<b>399-</b>	230.00-370.00	292.73	370.00				

Special All Vaccinated Calf Sale – All classes of cattle sold on a steady market.

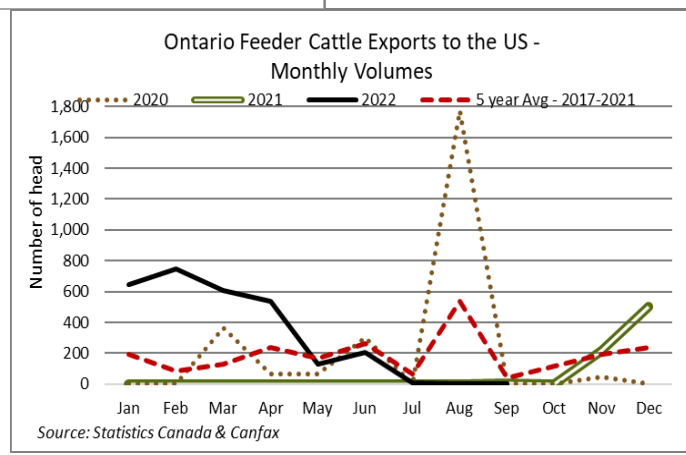
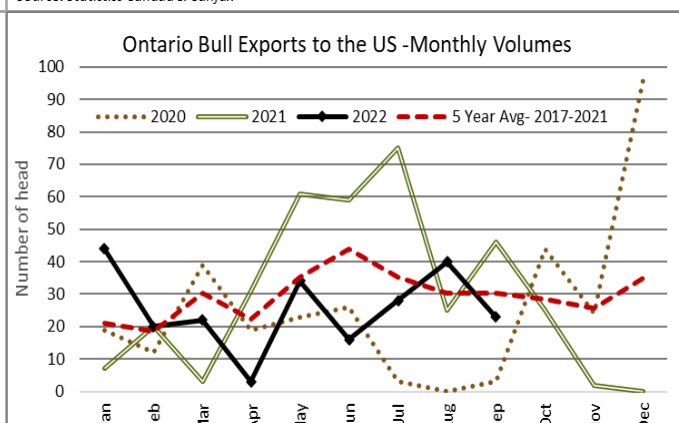
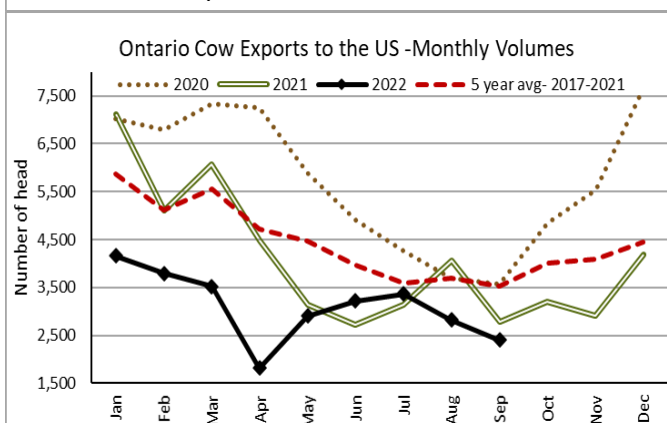
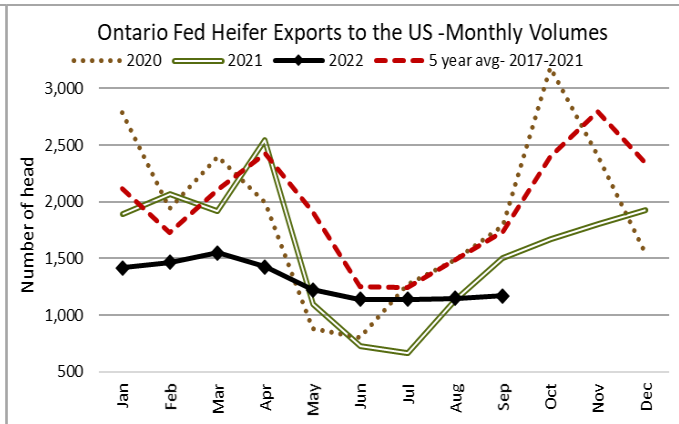
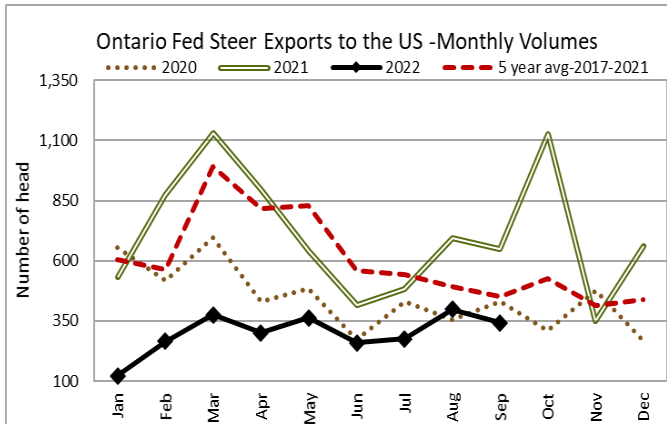
Stocker sale at **Kawartha Lakes Community Sales Barn, November 2, 2022 – 1,006** stockers

<b>Steers</b>	<b>Price Range</b>	<b>Average</b>	<b>Top</b>	<b>Heifers</b>	<b>Price Range</b>	<b>Average</b>	<b>Top</b>
<b>800-899</b>	226.00-256.00	249.96	256.00	<b>800-899</b>	180.00-199.00	192.53	199.00
<b>700-799</b>	207.50-264.00	241.31	264.00	<b>700-799</b>	182.50-213.00	195.14	213.00
<b>600-699</b>	225.00-272.00	251.71	277.50	<b>600-699</b>	205.00-246.00	223.87	250.00
<b>500-599</b>	242.50-290.00	263.76	305.00	<b>500-599</b>	205.00-265.00	234.96	275.00
<b>400-499</b>	255.00-335.00	286.53	337.50	<b>400-499</b>	195.0-265.00	231.78	269.00
<b>399-</b>	280.00-352.50	312.32	352.50	<b>300-399</b>	187.50-252.50	218.70	252.50

Peterborough Cattlemen & Victoria Beef Farmer Counties Special Vaccinated Calf Sale- A good offering of cattle sold actively at strong to premium prices.

## WEEKLY LIVE CATTLE EXPORTS-ONTARIO

	Week ending Oct. 15, 2022	Week ending Oct. 8, 2022	Year to Date
Total live slaughter cattle exported through Ontario ports to the U.S.	<b>1,779</b>	<b>1,821</b>	<b>71,343</b>
Steers & Heifers & Cows	1,689	1,701	66,671
Bulls	90	120	4,672



### MONTHLY LIVE CATTLE EXPORTS TO THE U.S. FROM ONTARIO (Canfax/Stats Canada)

	September 2022	2022 - YTD	Sept 2021- YTD	% change from 2021- YTD
<b>Steers</b>	343	2,703	6,319	-57%
<b>Heifers</b>	1,171	11,687	13,563	-14%
<b>Cows</b>	2,398	28,003	38,627	-28%
<b>Bulls</b>	2	230	327	-30%
<b>Feeders</b>	5	2,895	7	+41,257%
<b>Total</b>	<b>3,940</b>	<b>45,518</b>	<b>58,843</b>	

**CANADIAN- FEDERALLY INSPECTED PROCESSING**

	<i>Week Ending Oct 29, 2022</i>	<i># of hd change from week ago</i>	<i>YTD</i>	<i>% Change (Week Ago)</i>	<i>% Change (Year Ago)</i>
<b>Grand Total</b>	66,972	+3,675	2,709,400	+6%	-0%
<b>Western Processing</b>	53,214	+4,175	2,154,647	+0%	-0%
<b>Eastern Processing</b>	13,758	-500	564,357	+34%	-0%

**ONTARIO- FEDERALLY INSPECTED PROCESSING**

	<i>Week Ending Oct 29, 2022</i>	<i># of hd change from week ago</i>	<i>YTD</i>	<i>% Change (Week Ago)</i>	<i>% Change (Year Ago)</i>
<b>Grand Total</b>	12,311	-572	493,361	-4.4%	+0.05%

**AVERAGE CARCASS WEIGHTS – CANADA**

	<b>Steers</b>	<b>Heifers</b>
<b>Oct 29 2022</b>	973	862
<b>Oct 22 2022</b>	972	870
<b>Oct 30, 2021</b>	949	845

**AVERAGE CARCASS WEIGHTS – ONTARIO**

	<b>Steers</b>	<b>Heifers</b>
<b>Oct 29 2022</b>	960	828
<b>Oct 22 2022</b>	963	818
<b>Oct 30, 2021</b>	942	832

**USDA ESTIMATED CATTLE PROCESSING VOLUME**

	<i>Week Ending Nov 5, 2022</i>	<i>Previous Week</i>	<i>Year Ago</i>
<b>Grand Total</b>	667,000	668,000	652,000

**ALBERTA DIRECT TRADE**

Alberta's direct trade: for the week ending Nov 3, 2022

<b>Steers</b>	Live <b>FOB</b>	N/T	Rail <b>FOB</b>	301.00-301.75
<b>Heifers</b>	Live <b>FOB</b>	178.00	Rail <b>FOB</b>	301.00-302.00

**U.S. TRADE (U.S. funds)**

The U.S. cash cattle trade: for the week ending Nov 3, 2022

Choice and Select Steers and Heifers:	Live	149.00-155.00
	Rail	236.00-245.00

**U.S. BOXED BEEF CUT-OUT VALUES (U.S. funds)**

	<b>Choice 600-900</b>	<b>Select 600-900</b>
<b>Current Five Day Average</b>	263.64	233.58

**BEEF EXPORTS – CANADA (AAFC)**

	<b>United States</b>	<i>Change from last year YTD</i>	<b>Mexico</b>	<i>Change from last year YTD</i>
	<i>Jan 1- Aug 31/2022</i>		<i>Jan 1- Aug 31/2022</i>	
<b>Total</b>	232,121 tonnes	-1% or – 1,616 tonnes	16,976 tonnes	+6% or + 931 tonnes
	<b>Japan</b>	<i>Change from last year YTD</i>	<b>South Korea</b>	<i>Change from last year YTD</i>
	<i>Jan 1- Aug 31/2022</i>		<i>Jan 1- Aug 31/2022</i>	
<b>Total</b>	48,876 tonnes	+22% or + 8,838 tonnes	14,063 tonnes	+104% or + 7,185 tonnes



### LIVE CATTLE – CANADA (AAFC)

<b>IMPORTS</b>	<i>Import % change from 2020 YTD</i>	<b>EXPORTS</b>	<i>Export % change from 2021 YTD</i>		
<i>Jan 1- Aug 31/2022</i>		<i>Jan 1- Oct 15/22</i>			
Pure bred	9,628	-22%	Slaughter steers & heifers & cows	378,284	+11%
Non-pure bred	137,755	-50%	Feeder cattle & calves	170,157	+70%
			Bulls	33,811	+11%

### BEEF PRODUCTION – CANADA (AAFC)

	<i>Jan 1 – Oct 22/22</i>	<i>Last Year Same Time</i>	<i>% Change</i>
Fed	924,416 tonnes	920,217 tonnes	+0%
Non-fed	124,790 tonnes	124,350 tonnes	+0%

### BEEF IMPORTS – CANADA (AAFC)

	<i>Jan 1 – Oct 22/22</i>	<i>Last Year Same Time</i>	<i>% Change</i>
United States	86,103 tonnes	81,242 tonnes	+6%
Non-CUSMA	26,151 tonnes	27,372 tonnes	-4%
EU-27 (beef/veal total)	11,545 tonnes	12,197 tonnes	-5%
Total	134,097 tonnes	131,753 tonnes	+2%

### CHICAGO MERCANTILE EXCHANGE

Closing quotes on futures **today** were as follows:

<b>Live Cattle</b>			<b>Feeder Cattle</b>			<b>Corn</b>		
<b>Dec</b>	151.65	-0.30	<b>Nov</b>	177.82	-0.17	<b>Dec</b>	6.810	+1.6
<b>Feb</b>	154.37	-0.50	<b>Jan</b>	179.62	+0.20	<b>Mar</b>	6.866	-2.0
<b>Apr</b>	158.00	-0.30	<b>Mar</b>	181.62	-0.15	<b>May</b>	6.866	+2.0
<b>Jun</b>	153.85	-0.17	<b>Apr</b>	184.52	-0.22	<b>Jul</b>	6.820	+2.4
<b>Aug</b>	153.62	-0.10	<b>May</b>	187.27	-0.02	<b>Sep</b>	6.394	+3.2
<b>Oct</b>	157.42	+0.15	<b>Aug</b>	199.27	-0.45	<b>Dec</b>	6.254	+1.6
<b>Soybeans</b>			<b>Soft Red Winter Wheat</b>			<b>Canadian \$</b>		
<b>Nov</b>	14.514	+24.6	<b>Dec</b>	8.476	+7.2	<b>Spot</b>	74.20	+1.35
<b>Jan</b>	14.622	+25.2	<b>Mar</b>	8.666	+7.0	<b>Dec</b>	74.23	+1.36
<b>Mar</b>	14.690	+25.0	<b>May</b>	8.772	+7.4	<b>Mar</b>	74.35	+1.36
<b>May</b>	14.760	+24.6	<b>Jul</b>	8.804	+9.2	<b>Jun</b>	74.49	+1.35
<b>Jul</b>	14.782	+24.2	<b>Sep</b>	8.864	+10.2	<b>Sep</b>	74.62	+1.32
<b>Aug</b>	14.594	+22.6	<b>Dec</b>	8.936	+11.0	<b>Dec</b>	74.75	+1.30

Beef Farmers of Ontario, 130 Malcolm Road, Guelph, ON N1K 1B1 Phone: (519) 824-0334 Fax: (519) 824-9101 or email: [markets@ontariobeef.com](mailto:markets@ontariobeef.com)

### ONTARIO STOCKER & FEEDER TRADE SPECIAL FALL SALES

Nov 5	8:00 am	Rainy River Cattlemen's- Stratton	Stocker Sale, Cows & bulls at 8:00 am
Nov 5	11:00 am	Denfield Livestock Exchange	Annual Local Vaccinated Calf Sale
Nov 11	9:00 am	Keady Livestock Market	Special Grass & Yard Fed Yearling Sale
Nov 12	12:00 pm	Ontario Stockyards Inc	Bred Cow & Cow/Calf Pair Sale
Nov 12	1:00 pm	Maple Hill Auctions Ltd	Commercial Bred Heifer Sale
Nov 15	11:00 am	Ontario Stockyards Inc	All Vaccinated Calf Sale
Nov 16	11:00 am	Kawartha Lakes Community Sales Barn	Peterborough/Victoria Counties Special Sale
Nov 18	9:00 am	Keady Livestock Market	Special Local Calf Sale
Nov 19	11:00 am	Denfield Livestock Exchange	Vaccinated Calf & Yearling Sale
Nov 19	1:00 pm	Maple Hill Auctions Ltd	Ontario Shorthorn Sale
Nov 23	7:00 pm	Kawartha Lakes Community Sales Barn	Bred Cow Sale
Nov 25	11:00 am	Community Livestock Exchange (Hoards)	Quinte Cattlemen's All Vaccinated Sale
Nov 25	5:00 pm	Keady Livestock Market	Special Bred Cow & Heifer Sale
Nov 25	6:00 pm	Maple Hill Auctions Ltd	Bred Cow Sale
Nov 26	1:00 pm	Renfrew Pontiac Livestock	Bred Cow & Cow/Calf Pair Sale
Nov 30	11:00 am	Kawartha Lakes Community Sales Barn	Fall Stocker Sale
Nov 30	12:00 pm	Aylmer Stockyards Inc	Stocker Sale
Nov 30	1:00 pm	Vankleek Hill Livestock Exchange	Stocker Sale

### Comments for the week ending November 3, 2022

Larger receipts of 439 fed steers and heifers sold through auction markets this week up 98 head from the previous week and 8 more than the same time last year. Fed steers sold from \$175.03-\$186.26 averaging \$2.79 higher at \$181.73 and \$23.30 above last year at this time. Fed heifers ranged from \$170.22-\$185.04 up \$2.28 on average at \$178.09, and \$19.65 stronger than year ago prices. Auction markets reported trade as active with prices steady to \$1.00 cwt higher.

The Ontario railgrade market this week started out the previous Friday with bids steady at \$303.00 dressed for steers and \$302.00 for heifers but sellers were noted as resisting the bids. On Monday a couple of deals were noted at \$303.00 dressed for steers and \$302.00 for heifers which is steady but volumes were very limited. By Wednesday, trade was reported at \$306.00 dressed for steers and \$305.00 for heifers, up \$3.00 from last week's trade. Delivery of the cattle sold was reported for the week of November 14<sup>th</sup>. This week's average prices are up \$1.50 from last week on average and \$34.50 higher than this time last year.

The Boxed Beef report by Kevin Grier notes last week's market overview: "Prices rose sharply last week as the seasonal demand for the ends kicked in and middle demand remained good. Holiday buying on middles spilled over to keep the spot middle market strong. Meanwhile, Canadian grocers continue to pay for U.S. demand while experiencing Canadian demand levels. Add in the weaker C\$ to rub salt on the cost wound. Canadian retailers continue to struggle with the new regular price versus feature consumer buying patterns. Consumer resistance to higher regular priced items is causing case stocking re-balancing and new buying models. Regular turn business volumes are notably declining."

2,367 fed/cull cows sold through auction markets this week down 105 head from last week but 107 more than the same week last year, at lower prices. Cows ranged from \$62.35-\$98.00 averaging \$78.84 down \$4.55 from last week but \$18.26 higher than last year at this time. Cows have declined by \$20.24 on average, since the first week in October. Auction market reports were mixed with most reporting prices under pressure and considerably lower, with a couple steady to last week's easier market. By mid-week prices were steady to \$2.00 cwt stronger. 669 of the cows sold this week were beef cows up 109 head from last week, averaging \$81.33 down \$7.42 from last week's beef cow average price. Generally this time of year we see cow volumes sold increasing to between 2500-3500 per week, however this could be reduced this year as one dairy incentive day has been added to both November and December.

Lighter receipts of 7,435 stocker and feeder cattle sold through auctions this week down 2,765 from the previous week but 1,031 more than the same week last year. Auction markets reported calves as selling on a strong active trade at prices steady to fully steady, with one special sale noting stronger prices. As the week progressed trade was steady on top quality cattle with medium quality selling just steady to selectively. Yearlings sold \$3.00-\$5.00 cwt higher to start, but as the week progressed sales were noted as steady to stronger and ended steady with quality considered and second cut selling on a selective demand. Actual average prices saw steers 400-500 lbs down \$5.55 from last week, 500-600 lbs down \$16.09, 600-700 lbs down \$8.74, 700-800 lbs down \$12.44, 800-900 lbs down \$0.60, 900-1000 lbs up \$7.90 and steers 1000 lbs and over averaged \$5.59 higher than last week's weighted average prices. Heifers from 300-400 lbs were down \$27.30, 400-500 lbs down \$24.97, 500-600 lbs down \$24.49, 600-700 lbs down \$18.52, 700-800 lbs down \$16.04, 800-900 lbs down \$10.10 and heifers 900 lbs plus averaged \$7.12 easier than last week on average. Average prices continue at a premium to this time last year by \$30.00-\$60.00 cwt.

Alberta direct trade this week was light to moderate with prices reported by Canfax from \$303.00-\$304.00 cwt delivered on a dressed basis, up \$1.00-\$2.00 from last week. Canfax reports: "A few cattle traded at 178.00 FOB lot, a couple dollars lower than last week's weighted average prices. Cattle that traded this week were being scheduled for the middle of December delivery."



The U.S. cash cattle trade the week ending October 28th was strong with business in the south at \$148.00-\$150.00 live, majority at \$150.00 up \$2.00 cwt from the previous week's southern average price. In the north some live trade ranged from \$150.00-\$155.00, mostly \$153.00 up \$2.00 cwt, while dressed trade ranged from \$235.00-\$244.00, mainly \$240.00 cwt. This week's overall weighted average prices, reported by the USDA Mandatory Price Report, saw live steers average \$151.95 up \$1.88 with heifers at \$152.12 up \$2.26. On the rail steers averaged \$239.85 up \$4.57 cwt while heifers averaged \$239.73 up \$4.21.

This week the U.S. cash cattle trade remained limited with just a couple of deals Wednesday at \$149.00 live in Texas on some lower quality cattle, down \$1.00 from last week, while a few deals in the north were noted at \$153.00-\$155.00 live and \$242.00-\$243.00 dressed, up \$2.00-\$3.00 cwt, but not enough sold to establish a trend. Thursday trade was light to moderate with sales mainly steady, to \$2.00 cwt higher. Business in Texas was at \$150.00 live on Thursday which is fully steady while in Kansas trade started out steady at \$150.00 live but was up \$1.00-\$2.00 by days end from \$151.00-\$152.00, however the majority sold steady to last week. In the north live trade ranged from \$153.00-\$155.00 live, steady to \$2.00 stronger, with dressed deals ranging from \$236.00-\$245.00, mainly \$242.00 cwt up \$2.00 from last week. Today the market is quiet with no bids on the table and it appears that business for the week is completed.