



## Weekly Market Information Report for the week ending Thursday, November 24, 2022

The following information is collected from various sources and disseminated by Beef Farmers of Ontario.

### ONTARIO DIRECT TO PACKER RAILGRADE CATTLE TRADE

Prices are on a carcass weight basis before grade and weight discounts. Weekly Range:

<b>A Grade Steers</b>	310.00-315.00 (few 316.00)
<b>A Grade Heifers</b>	309.00-314.00

### ONTARIO LIVE CATTLE TRADE

Ontario auction sales this week saw weighted average price ranges for:

FED CATTLE	Volume	Price Range	Average	Top	Last Week Avg
Large Frame Steers +1250	76	164.25-191.85	182.54	196.00	185.33
Medium Frame Steers +1250	84	173.76-191.50	185.80	200.00	182.96
Large & Medium Frame Steers +1250	160	172.08-191.92	185.04	200.00	184.62
Large Frame Heifers +1000	48	183.02-192.29	187.59	205.00	176.54
Medium Frame Heifers +1000	124	172.59-189.01	183.06	199.00	180.88
Large & Medium Frame Heifers +1000	172	174.73-190.81	184.38	205.00	179.19
Fed steers, Dairy & Dairy Cross +1250	68	144.81-170.51	160.26	188.25	167.13
Fed heifers, Dairy & Dairy Cross +1000	123	110.07-150.75	130.22	187.00	128.29
Cows - All Weights	2,445	70.84-105.22	86.25	162.00	86.21
Bulls - All Weights	147	99.07-132.67	117.16	160.00	118.79

#### STOCKERS - Large and Medium Frame

STEERS	Volume	Price Range	Average	Top	Last Week Avg
1000+	557	223.90-256.21	241.46	264.25	244.51
900-999	257	238.60-260.59	251.83	272.00	254.02
800-899	171	206.25-248.02	228.55	272.00	249.70
700-799	410	198.80-245.38	229.82	265.00	225.20
600-699	656	213.22-267.44	240.95	298.00	242.42
500-599	742	223.16-289.14	260.57	338.00	261.81
400-499	450	234.33-325.56	283.76	372.50	280.29
-399	209	224.71-300.55	268.12	390.00	262.41

#### STOCKERS - Large and Medium Frame

HEIFERS	Volume	Price Range	Average	Top	Last Week Avg
+900	299	177.19-221.99	206.30	244.00	195.59
800-899	210	184.34-226.64	210.72	249.50	210.26
700-799	258	179.50-229.26	207.41	259.00	209.67
600-699	407	161.46-223.36	197.32	247.50	210.69
500-599	692	179.51-250.56	221.09	271.00	214.00
400-499	426	171.26-241.77	209.34	295.00	226.85
300-399	133	182.29-249.10	222.24	344.00	212.12
-299	35	162.21-209.64	189.80	285.00	175.02

At Kawartha Lakes Community Sale Barn: November 19, 2022 – 191 cows, 14 bulls, 32 veal, 5 fed cattle, 67 stockers

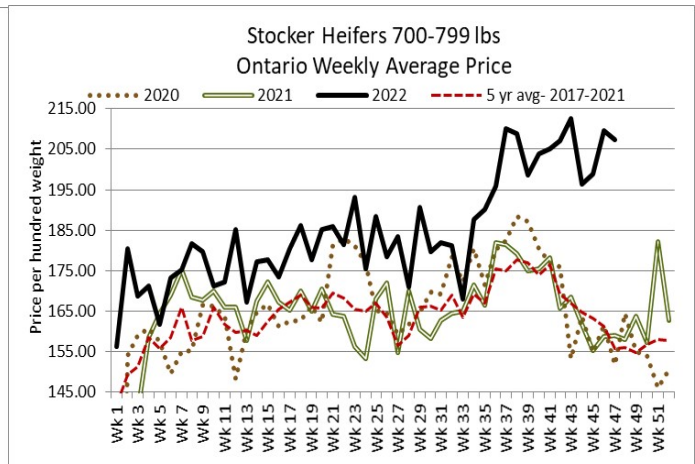
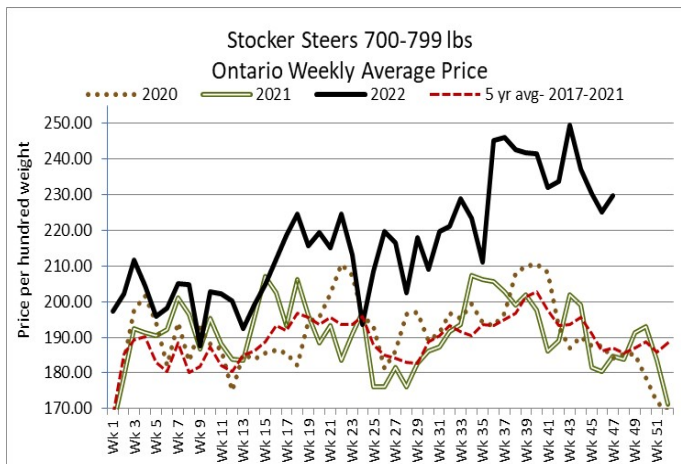
	Price Range	Avg.	Top
Cows	72.00-111.00	85.10	140.00
Bulls – all weights	103.14-123.14	113.97	133.00
Veal 600 lbs +	146.00-184.00	165.31	184.00
Veal 125 lbs-	80.00-300.00	163.55	300.00

**Denfield Livestock Exchange Inc., November 22, 2022: 176 Fed Cattle, 28 Veal, 92 Cows, 14 Bulls**

	Price Range	Average	Top
<b>Large &amp; Medium Frame Fed Steers +1250 lbs</b>	185.00-196.50	191.75	200.00
<b>Large &amp; Medium Frame Fed Heifers +1000 lbs</b>	183.75-193.75	189.47	199.00
<b>Cows</b>	67.00-97.50	82.11	127.00
<b>Veal calves 600 lbs +</b>	138.00-181.00	161.747	194.00

**At Aylmer Stockyards Inc.: November 24, 2022 – 27 veal, 223 Cows, 38 fed cattle, 2 bulls, 16 stockers**

	Price Range	Average	Top
<b>Large &amp; Medium Frame Fed Steers 1250+ lbs</b>	164.90-189.50	184.49	189.50
<b>Fed Heifers, dairy &amp; dairy cross 1000+ lbs</b>	100.00-164.99	138.10	164.99
<b>Cows</b>	60.99-128.00	91.90	142.99
<b>Veal 600+ lbs</b>	152.49-225.00	182.20	225.00



**ONTARIO STOCKER & FEEDER TRADE**

**Stocker sale at Brussels Livestock: November 18, 2022 – 1,409 Stockers**

Steers	Price Range	Average	Top	Heifers	Price Range	Average	Top
<b>1000+</b>	230.50-257.00	246.79	264.25	<b>900+</b>	180.00-234.50	215.40	244.00
<b>900-999</b>	247.50-271.25	259.96	271.25	<b>800-899</b>	210.50-249.50	235.28	249.50
<b>800-899</b>	241.00-268.75	255.16	268.75	<b>700-799</b>	204.50-259.00	231.52	259.00
<b>700-799</b>	200.00-265.00	245.78	265.00	<b>600-699</b>	197.00-234.50	219.63	234.50
<b>600-699</b>	228.00-284.00	253.60	298.00	<b>500-599</b>	198.00-263.00	231.84	263.00
<b>500-599</b>	245.00-302.00	279.72	338.00	<b>400-499</b>	172.00-230.00	201.06	260.00
<b>400-499</b>	227.50-331.00	290.99	332.50	<b>300-399</b>	160.00-232.50	220.29	344.00
<b>399-</b>	210.00-335.00	294.80	335.00				

**Stocker sale at Temiskaming Livestock Exchange, November 21, 2022 – 106 stockers**

Steers	Price Range	Average	Top	Heifers	Price Range	Average	Top
<b>700-799</b>	190.00-191.00	190.35	200.00	<b>600-699</b>	185.50-198.00	189.58	198.00
<b>500-599</b>	196.00-240.00	222.06	240.00	<b>500-599</b>	184.50-213.00	200.75	213.00
<b>400-499</b>	247.50-272.50	261.50	272.50	<b>400-499</b>	179.00-225.00	207.25	225.00
<b>399-</b>	277.50-295.00	277.50	295.00				

**Stocker sale at Vankleek Hill Livestock Exchange, November 21, 2022 – 117 stockers**

Steers	Price Range	Average	Top	Heifers	Price Range	Average	Top
<b>700-799</b>	187.50-222.50	206.55	222.50	<b>600-699</b>	175.00-195.00	191.50	195.00
<b>600-699</b>	205.00-250.00	217.59	250.00	<b>500-599</b>	145.00-227.50	186.87	227.50
<b>500-599</b>	177.50-256.00	216.15	256.00	<b>400-499</b>	172.50-230.00	183.56	230.00
<b>400-499</b>	230.00-265.00	229.52	265.00				
<b>399-</b>	185.00-262.50	227.21	262.50				

Stocker sale at: **Community Livestock Exchange: November 22, 2022 – 289 Stockers**

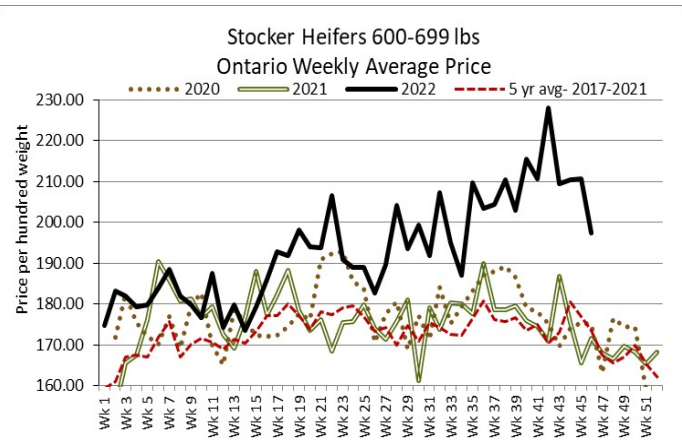
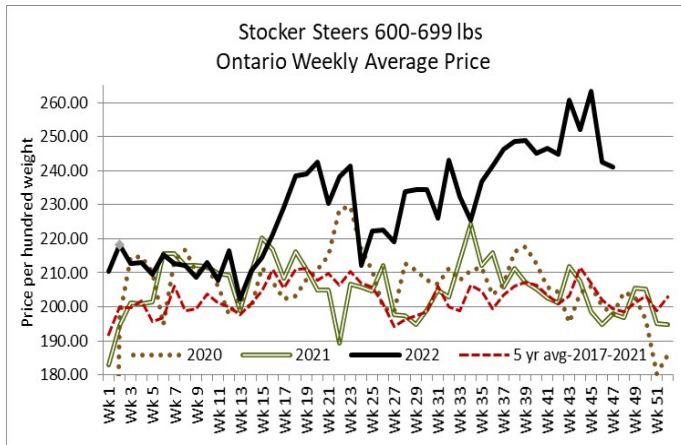
Steers	Price Range	Average	Top	Heifers	Price Range	Average	Top
800-899	135.00-235.00	174.90	235.00	900+	129.00-193.99	170.59	193.99
700-799	144.99-254.99	213.79	254.99	700-799	75.00-160.00	137.79	167.50
600-699	144.99-250.99	203.90	250.99	600-699	125.00-212.00	170.39	212.00
500-599	155.00-320.00	249.10	320.00	500-599	110.00-239.99	178.09	239.99
400-499	164.99-332.50	267.39	332.50	400-499	125.00-235.00	197.90	235.00
399-	262.50-337.50	312.40	337.50				

Stocker sale at: **Keady Livestock Market: November 22, 2022 – 295 Stockers**

Steers	Price Range	Average	Top	Heifers	Price Range	Average	Top
900-999	263.00-272.00	269.43	272.00	900+	213.00-216.75	215.95	216.75
800-899	220.00-263.00	246.07	263.00	800-899	173.00-226.00	221.58	226.00
700-799	190.00-250.00	219.85	250.00	700-799	140.00-172.50	146.50	172.50
600-699	252.00-280.00	259.28	284.00	600-699	197.50-216.00	213.94	216.00
500-599	240.00-279.00	252.90	301.00	500-599	180.00-227.50	217.56	227.50
400-499	257.50-350.00	299.25	350.00	400-499	180.00-268.00	228.63	268.00
399-	237.50-355.00	308.00	355.00	300-399	228.00-235.00	231.56	252.50

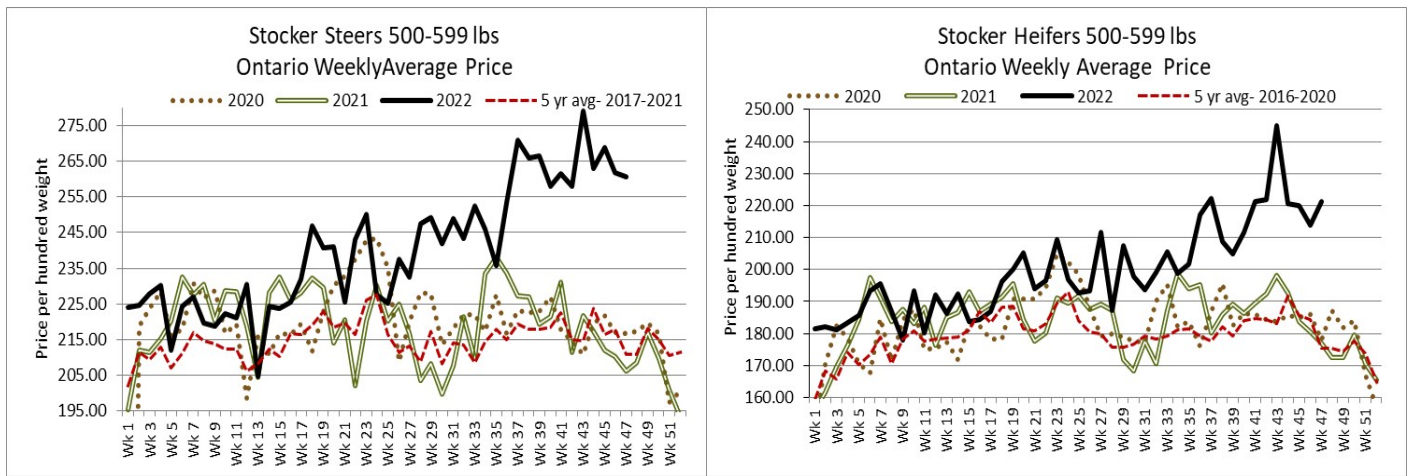
Stocker sale at: **Renfrew Pontiac Livestock: November 22, 2022 – 541 Stockers**

Steers	Price Range	Average	Top	Heifers	Price Range	Average	Top
1000+	176.49-220.00	204.59	220.00	900+	109.00-185.00	170.19	185.00
900-999	189.99-200.00	194.99	200.00	800-899	164.99-180.00	175.49	180.00
800-899	189.99-245.99	232.50	245.99	700-799	180.00-212.50	206.70	212.50
700-799	180.00-249.00	231.59	249.00	600-699	152.49-245.00	226.20	245.00
600-699	200.00-281.00	248.89	281.00	500-599	175.00-254.00	236.20	254.00
500-599	210.00-291.99	260.00	291.99	400-499	150.00-252.99	218.99	252.99
400-499	185.00-318.99	267.09	318.99	300-399	169.99-260.00	215.49	260.00
399-	204.99-292.49	270.50	292.49				



Stocker sale at **Ontario Livestock Exchange, November 24, 2022 – 478 stockers**

Steers	Price Range	Average	Top	Heifers	Price Range	Average	Top
1000+	230.50-263.00	247.47	263.00				
900-999	253.00-272.00	265.23	272.00				
800-899	270.00-272.00	271.33	272.00				
700-799	202.00-250.00	218.00	250.00				



**Stocker sale at Ontario Livestock Exchange: November 24, 2022 – 259 Stockers**

Steers	Price Range	Average	Top	Heifers	Price Range	Average	Top
1000+	177.50-212.50	202.00	212.50	900+	162.50-191.00	175.25	192.00
900-999	150.00-180.00	170.00	227.50	800-899	107.50-187.50	134.38	187.50
800-899	177.50-195.00	188.75	215.00	700-799	130.00-180.00	156.00	192.50
700-799	192.50-212.00	207.53	212.00	600-699	122.50-187.50	163.75	202.50
600-699	70.00-232.50	163.85	260.00	500-599	197.50-230.00	211.56	230.00
500-599	182.50-215.00	201.46	215.00	400-499	110.00-215.00	172.81	215.00
400-499	185.00-265.00	223.00	265.00	300-399	115.00-207.50	180.63	207.50
399-	135.00-215.00	174.00	225.00				

**Stocker sale at Ontario Stockyards Inc: November 24, 2022 – 1,072 Stockers**

Steers	Price Range	Average	Top	Heifers	Price Range	Average	Top
1000+	75.00-177.50	129.54	219.00	900+	115.00-150.00	141.17	160.00
900-999	169.00-236.00	211.96	236.00	800-899	170.00-217.00	198.83	217.00
800-899	170.00-247.00	204.21	247.00	700-799	140.00-215.00	193.14	215.00
700-799	212.50-252.00	238.34	252.00	600-699	135.00-215.00	171.73	234.50
600-699	235.00-270.00	251.59	270.00	500-599	160.00-250.00	210.21	260.00
500-599	240.00-285.00	262.49	319.00	400-499	142.50-217.50	181.70	255.00
400-499	235.00-312.00	273.08	335.00	300-399	145.00-260.00	197.10	270.00
399-	260.00-325.00	289.46	350.00	299-	170.00-230.00	198.21	230.00

**Stocker sale at Ottawa Livestock Exchange: November 24, 2022 – 161 Stockers**

Steers	Price Range	Average	Top	Heifers	Price Range	Average	Top
700-799	194.00-210.00	202.00	216.00	600-699	182.00-228.00	199.67	228.00
600-699	202.00-257.00	229.91	257.00	500-599	130.00-218.00	179.00	218.00
500-599	172.00-258.00	232.88	258.00	400-499	150.00-238.00	204.00	238.00
400-499	182.00-250.00	214.26	250.00				
399-	180.00-224.00	207.91	224.00				

**ONTARIO STOCKER & FEEDER TRADE SPECIAL FALL SALE**

**Stocker sale at Keady Livestock Market: November 18, 2022 – 801 Stockers**

Steers	Price Range	Average	Top	Heifers	Price Range	Average	Top
700-799	231.00-252.50	245.58	252.50	700-799	197.50-205.00	200.64	205.00
600-699	235.00-260.00	249.58	260.00	600-699	200.00-247.50	218.75	247.50
500-599	230.00-301.00	273.55	315.00	500-599	207.50-271.00	243.37	271.00
400-499	272.50-372.50	323.24	372.50	400-499	235.00-280.00	248.98	295.00
399-	240.00-350.00	278.46	390.00	300-399	240.00-285.00	274.66	314.00

Special local calf Sale - selling on an active market at fully steady prices.

Stocker sale at **Denfield Livestock Exchange: November 19, 2022 – 368 Stockers**

Steers	Price Range	Average	Top	Heifers	Price Range	Average	Top
1000+	239.00-242.50	239.64	242.50	900+	234.00-236.00	235.05	236.00
900-999	240.00-249.00	245.60	250.00	800-899	155.00-242.00	201.33	242.00
800-899	240.00-252.50	246.37	252.50	700-799	201.00-241.00	221.36	241.00
700-799	208.00-246.00	232.30	246.00	500-599	211.00-226.00	218.76	226.00
600-699	242.00-267.00	252.19	279.00	400-499	210.00-237.00	226.68	237.00
500-599	250.00-292.00	268.56	292.00				
400-499	250.00-292.00	274.86	306.00				
399-	300.00-350.00	325.50	350.00				

**ONTARIO BRED COW SALES**

**Kawartha Lakes Community Sales Barn, November 23, 2022- 204 Bred cows, 30 Cow calf pairs**

	Exotic and Exotic X	British and British X
Top quality bred cows	\$2200-\$3000	\$2000-\$2400
Avg quality bred cows	\$1700-\$2100	\$1400-\$1700
Top quality cow/calf pairs	N/T	N/T
Avg quality cow/calf pairs	\$2200-\$2600	\$1700-\$2100

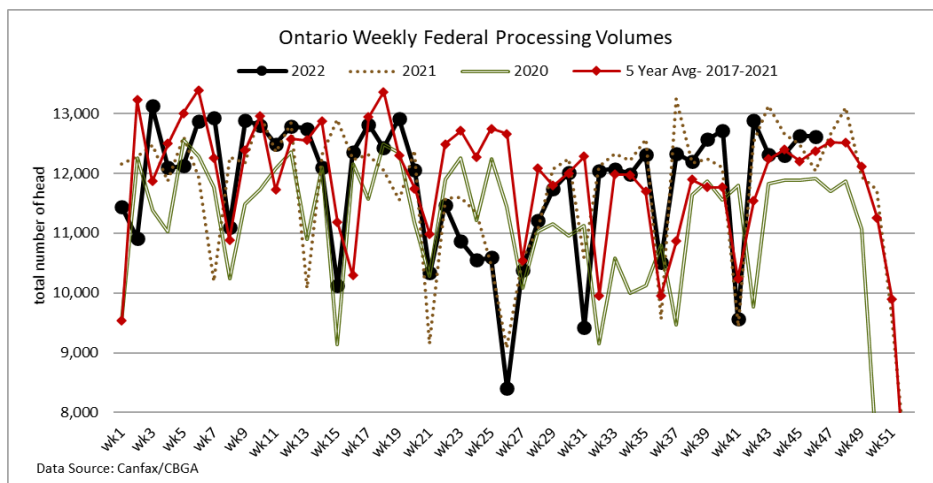
Cows sold actively with lots of buyer interest! (prices are per head & per pair)

**WEEKLY LIVE CATTLE EXPORTS-ONTARIO**

	Week ending Nov 5, 2022	Week ending Oct. 29, 2022	Year to Date
Total live slaughter cattle exported through Ontario ports to the U.S.	2,629	2,243	78,251
Steers & Heifers & Cows	2,454	2,235	73,173
Bulls	175	107	5,078

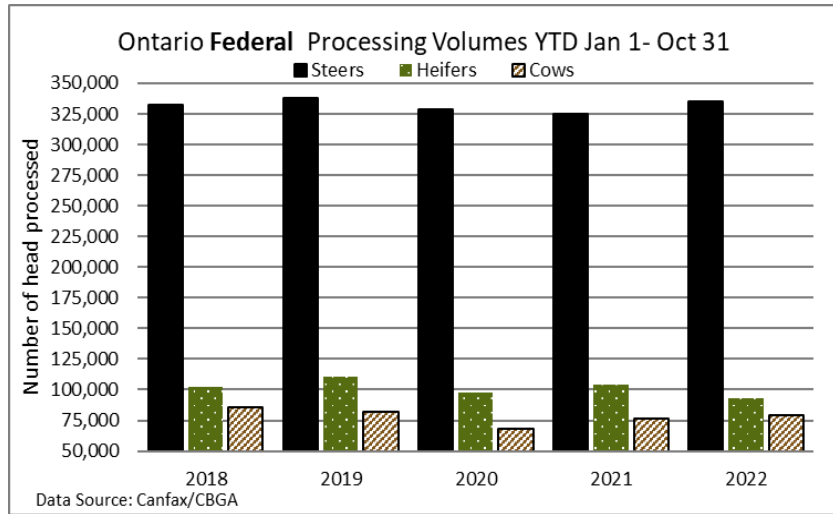
**CANADIAN- FEDERALLY INSPECTED PROCESSING**

	Week Ending Nov 19, 2022	# of hd change from week ago	YTD	% Change (Week Ago)	% Change (Year Ago)
Grand Total	66,708	-3,054	2,913,306	-4%	-0%
Western Processing	52,611	-3,209	2,307,113	-6%	-0%
Eastern Processing	14,097	+155	606,193	+1%	-0%



**ONTARIO- FEDERALLY INSPECTED PROCESSING**

	Week Ending Nov 19, 2022	# of hd change from week ago	YTD	% Change (Week Ago)	% Change (Year Ago)
Grand Total	12,624	-4	543,232	-0%	+0.1%



### AVERAGE CARCASS WEIGHTS – CANADA

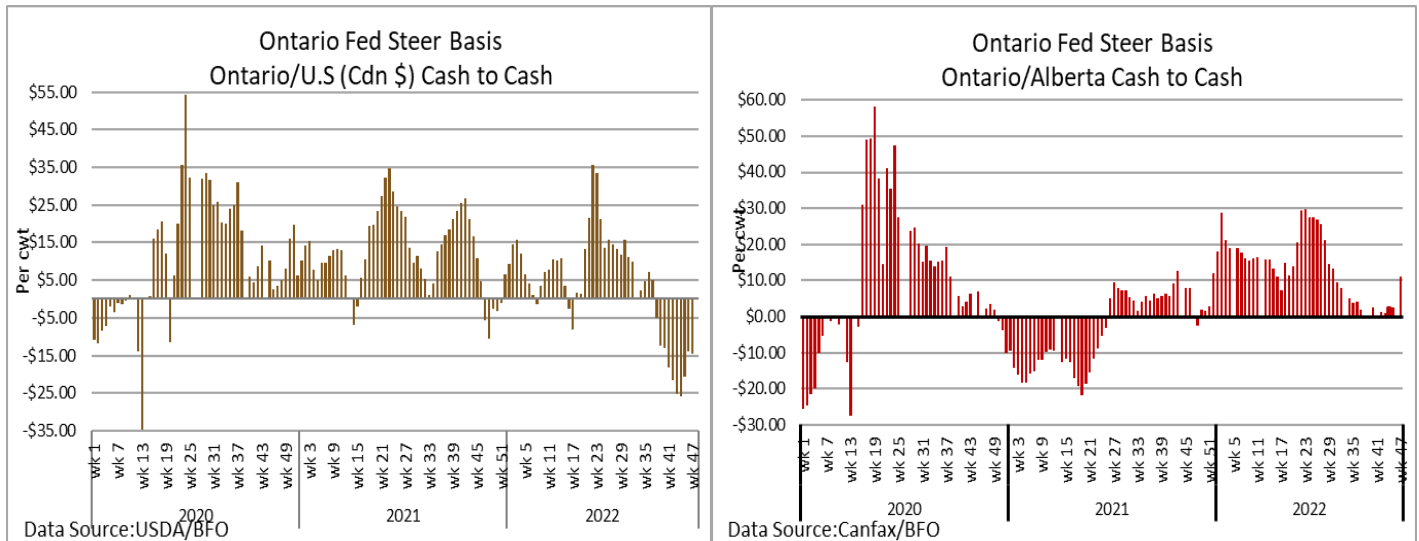
	Steers	Heifers
<b>Nov 19, 2022</b>	966	859
<b>Nov 12, 2022</b>	963	867
<b>Nov 20, 2021</b>	944	850

### AVERAGE CARCASS WEIGHTS – ONTARIO

	Steers	Heifers
<b>Nov 19, 2022</b>	970	844
<b>Nov 12, 2022</b>	972	846
<b>Nov 20, 2021</b>	954	824

### USDA ESTIMATED CATTLE PROCESSING VOLUME

	Week Ending Nov 26, 2022	Previous Week	Year Ago
<b>Grand Total</b>	581,000	674,000	568,000



### ALBERTA DIRECT TRADE

**Alberta's direct trade: for the week ending Nov 24, 2022**

<b>Steers</b>	Live FOB	183.25-185.25	Rail FOB	302.50
<b>Heifers</b>	Live FOB	185.25	Rail FOB	302.00-302.50

### U.S. TRADE (U.S. funds)

The U.S. cash cattle trade: for the week ending Nov 17, 2022

Choice and Select Steers and Heifers:	Live	153.00-159.50
	Rail	242.00-247.50

### U.S. BOXED BEEF CUT-OUT VALUES (U.S. funds)

	<b>Choice</b>	<b>Select</b>
	<b>600-900</b>	<b>600-900</b>
<b>Current Five Day Average</b>	255.35	233.06

### BEEF EXPORTS – CANADA (AAFC)

	<b>United States</b>	<i>Change from last year YTD</i>	<b>Mexico</b>	<i>Change from last year YTD</i>
	<i>Jan 1- Sep 30/2022</i>		<i>Jan 1- Sep 30/2022</i>	
Total	264,515 tonnes	0% or -275 tonnes	19,487 tonnes	+10% or + 1,793 tonnes
	<b>Japan</b>	<i>Change from last year YTD</i>	<b>South Korea</b>	<i>Change from last year YTD</i>
	<i>Jan 1- Sep 30/2022</i>		<i>Jan 1- Sep 30/2022</i>	
Total	54,461 tonnes	+21% or + 9,487 tonnes	14,727 tonnes	+81% or + 6,579 tonnes

### LIVE CATTLE – CANADA (AAFC)

<b>IMPORTS</b>		<i>Import % change</i>	<b>EXPORTS</b>		<i>Export % change</i>
	<i>Jan 1- Sep 30/2022</i>	<i>from 2020 YTD</i>		<i>Jan 1- Nov 5/22</i>	<i>from 2021 YTD</i>
Pure bred	10,264	-25%	Slaughter steers & heifers & cows	409,395	+9%
Non-pure bred	177,082	-43%	Feeder cattle & calves	179,607	+59%
			Bulls	36,413	+11%

### BEEF PRODUCTION – CANADA (AAFC)

	<i>Jan 1 – Nov 11/22</i>	<i>Last Year Same Time</i>	<i>% Change</i>
Fed	994,236 tonnes	989,976 tonnes	0%
Non-fed	134,533 tonnes	134,009 tonnes	0%

### BEEF IMPORTS – CANADA (AAFC)

	<i>Jan 1 – Nov 11/22</i>	<i>Last Year Same Time</i>	<i>% Change</i>
United States	93,518 tonnes	85,996 tonnes	+9%
Non-CUSMA	28,342 tonnes	28,663 tonnes	-1%
EU-27 (beef/veal total)	12,711 tonnes	13,940 tonnes	-9%
Total	145,840 tonnes	139,517 tonnes	+5%

### CHICAGO MERCANTILE EXCHANGE

Closing quotes on futures **today** were as follows:

<b>Live Cattle</b>			<b>Feeder Cattle</b>			<b>Corn</b>		
Dec	153.07	-0.27	Jan	178.30	-0.95	Dec	6.680	+4.6
Feb	155.12	-0.30	Mar	181.55	-0.80	Mar	6.712	+5.0
Apr	158.97	-0.15	Apr	185.12	-0.92	May	6.700	-4.4
Jun	155.42	-0.17	May	188.15	-0.95	Jul	6.644	+4.4
Aug	155.45	-0.12	Aug	198.92	-0.75	Sep	6.222	+1.6
Oct	159.17	-0.12	Sep	201.82	-0.17	Dec	6.106	+2.2
<b>Soybeans</b>			<b>Soft Red Winter Wheat</b>			<b>Canadian \$</b>		
Jan	14.362	+0.2	Dec	7.754	-18.0	Spot	74.77	-0.20
Mar	14.422	+0.2	Mar	7.970	-16.4	Dec	74.74	-0.11
May	14.496	+1.0	May	8.076	-15.4	Mar	74.86	-0.11
Jul	14.530	+2.0	Jul	8.116	-14.0	Jun	75.00	-0.12
Aug	14.354	+1.2	Sep	8.184	-13.0	Sep	75.13	-0.12
Sep	13.972	+0.4	Dec	8.282	-12.0	Dec	75.27	-0.12

### **ONTARIO STOCKER & FEEDER TRADE SPECIAL FALL SALES**

Nov 26	11:00 am	David Carson Farm & Auction Services	Beef Cow & Calf Sale, followed by Stocker Sale
Nov 26	1:00 pm	Renfrew Pontiac Livestock	Bred Heifer Sale
Nov 30	11:00 am	Kawartha Lakes Community Sales Barn	Fall Stocker Sale
Nov 30	12:00 pm	Aylmer Stockyards Inc	Stocker Sale
Nov 30	1:00 pm	Vankleek Hill Livestock Exchange	Stocker Sale
Dec 1	11:00 am	Ontario Stockyards Inc	Special Fall Yearling Sale (with regular sale)
Dec 3	11:00 am	Denfield Livestock Exchange	Final Vaccinated Calf & Yearling Clean-up Sale
Dec 8	11:00 am	Ontario Stockyards Inc	Special Vaccinated Calf Sale-in regular sale
Dec 10	11:00 am	David Carson Farms & Auction Services	Beef Cows & Calf Sale- cull cows followed by stockers, cow/calf pairs, breeder bulls.
Dec 10	1:00 pm	Maple Hill Auctions Ltd	Ontario Limousin Sale
Dec 14	11:00 am	Kawartha Lakes Community Sales Barn	KLC Special Stocker Sale

### **Comments for the week ending November 24, 2022**

Lighter receipts of 332 fed steers and heifers sold through auction markets this week, down 118 head from last week and 23 fewer than the same time last year. Fed steers ranged from \$172.08-\$191.92 averaging \$185.04 up \$0.42 from the previous week and \$26.65 stronger than year ago prices. Fed heifers sold from \$174.73-\$190.81 averaging \$184.38 up \$5.19 from last week and \$30.48 above last year at this time. Auction markets reported trade as stronger and up to \$1.00-\$5.00 cwt higher. The bottom end of the ranges were lower this week while the top end of the ranges were stronger. A couple of markets with good quality cattle on offer saw prices average above \$189.00. Prices topped the week at \$205.00 cwt for heifers.

The Ontario railgrade market continued to trend higher this week. The previous Friday limited volumes were noted at \$310.00 for steers and \$309.00 for heifers, but sellers were holding out. By Monday, trade advanced \$5.00 cwt with steers trading at \$315.00 dressed and heifers at \$314.00 cwt with delivery the week of November 28<sup>th</sup>. The market was reported as steady at these prices the remainder of the week. This week's average price is up \$5.00 cwt from the previous week and \$44.00 cwt above last year at this time.

Ontario federal processing volumes are sitting at 543,232 head as of November 19, 2022 up 0.1 percent from this time last year and up 4.8 percent over the same time in 2020. Since the last week in July Ontario volumes have been over 12,000 head on a weekly basis, with the exception of three weeks. The week ending November 19, 2022 there were 12,624 head processed down just 4 head from the previous week but up 5 percent from the same week in 2021 and 6 percent more than the same week in 2020.

2,445 fed/cull cows sold this week at Ontario auction markets, down 172 head from last week and 389 fewer than the same week last year. Cows ranged from \$70.84-\$105.22 averaging \$86.25 up \$0.04 from the week before and \$30.69 stronger than year ago prices. Auction markets reported trade as steady to strong for the most part. One market noted prices down \$2.00-\$5.00 cwt while another saw dairy breeds slightly stronger while beef breeds were slightly lower. 511 beef cows sold in the mix this week down 88 head from last week, averaging \$87.56 down \$2.46 cwt from last week's weighted average beef cow price.

5,912 stocker and feeder cattle sold through auction markets this week, down 651 head from the week before and 259 fewer than the same time last year. Auction markets reported calves as fully steady to higher to start. As the week progressed trade was active at steady to strong prices. Yearlings started actively at stronger prices and held steady and strong the remainder of the week. Actual average prices this week saw steers 400-500 lbs up \$3.47 cwt from than last week, 500-600 lbs averaged \$1.24 easier, 600-700 lbs down \$1.47, 600-700 lbs up \$4.62, 700-800 lbs down \$21.15, 800-900 lbs down \$2.19 and steers 1000 lbs and over averaged \$3.05 lower than last week on average. Heifers from 300-400 lbs were up \$10.12 cwt, 400-500 lbs down \$17.51, 500-600 lbs up \$7.09, 600-700 lbs down \$13.37, 700-800 lbs down \$2.26, 800-900 lbs up \$0.46 and heifers 900 lbs and over averaged \$10.71 higher than last week's weighted average price.



Alberta direct trade this week was reported by Canfax as fully steady to last week from \$304.00-\$305.00 cwt delivered on a dressed basis. Canfax reports: "Cattle that traded were being schedule for the first half of January delivery. Light volumes of Alberta cattle traded into the US. Sales to the US were at a slight premium over local deals. Using a 157.00 Nebraska price, Alberta fed prices are trading at roughly a 26.00 discount against the US market. For the end of November this is the second weakest basis level on record."

The U.S. cash cattle trade the week ending November 18th saw live cattle in the south priced mostly from \$150.00-\$152.00, generally steady with the week before. Dressed deals in the north were mainly from \$242.00-\$244.00, majority around \$242.00, with some live trade noted from \$153.00-\$155.00 live, also steady to the previous week. Overall average prices for the week, reported by the USDA Mandatory Price Report saw live steers average \$152.89 up \$0.18, while heifers averaged \$152.25 down \$0.05. On the rail, steers averaged \$241.79 up \$0.45, with heifers averaging \$242.00 down \$0.09.

This week the U.S. cash cattle trade was quiet until Wednesday where trade turned active ahead of the Thanksgiving holiday on Thursday. Once business started to surface, it didn't take long to get going strong with sellers holding for higher prices and packers stepping up. In the south, trade was active at \$154.00-\$155.00 live up \$3.00-\$4.00 cwt from the previous week. In the north some live trade occurred at \$157.00-\$159.00 live and \$242.00-\$247.50 dressed, mainly \$245.00 up \$2.00-\$4.00 cwt from the previous week. Thursday was quiet and at time of reporting Friday afternoon, it appears that trade for the week is completed.