



## Weekly Market Information Report for the week ending Thursday, December 1, 2022

The following information is collected from various sources and disseminated by Beef Farmers of Ontario.

### ONTARIO DIRECT TO PACKER RAILGRADE CATTLE TRADE

Prices are on a carcass weight basis before grade and weight discounts. Weekly Range:

A Grade Steers	320.00
A Grade Heifers	319.00

### ONTARIO LIVE CATTLE TRADE

Ontario auction sales this week saw weighted average price ranges for:

FED CATTLE	Volume	Price Range	Average	Top	Last Week Avg
Large Frame Steers +1250	131	185.12-195.24	191.82	204.50	182.54
Medium Frame Steers +1250	102	180.48-192.02	187.19	222.00	185.80
Large & Medium Frame Steers +1250	233	181.04-194.05	189.86	222.00	185.04
Large Frame Heifers +1000	57	182.35-189.84	186.33	200.00	187.59
Medium Frame Heifers +1000	159	181.71-190.92	187.24	206.00	183.06
Large & Medium Frame Heifers +1000	216	181.79-190.84	187.32	206.00	184.38
Fed steers, Dairy & Dairy Cross +1250	48	143.31-170.22	160.62	182.25	160.26
Fed heifers, Dairy & Dairy Cross +1000	71	108.53-152.84	132.06	177.50	130.22
Cows - All Weights	2,806	72.47-106.34	87.12	178.49	86.25
Bulls - All Weights	183	96.57-128.76	114.57	154.00	117.16

### STOCKERS - Large and Medium Frame

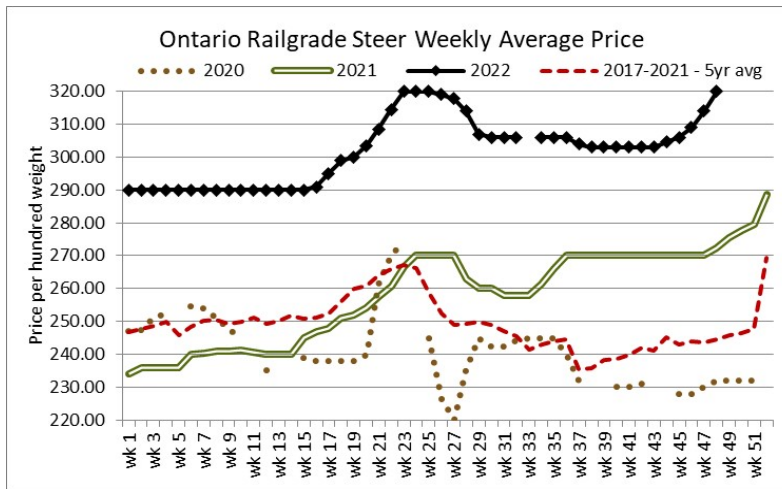
STEERS	Volume	Price Range	Average	Top	Last Week Avg
1000+	599	209.96-247.02	233.91	262.00	241.46
900-999	384	227.13-269.46	254.16	277.50	251.83
800-899	407	213.07-261.11	243.12	282.00	228.55
700-799	452	182.35-254.43	228.46	280.00	229.82
600-699	841	198.75-271.32	242.62	305.00	240.95
500-599	907	205.26-292.72	261.47	322.00	260.57
400-499	425	215.07-309.71	263.29	345.99	283.76
-399	186	181.96-295.34	246.17	360.00	268.12

### STOCKERS - Large and Medium Frame

HEIFERS	Volume	Price Range	Average	Top	Last Week Avg
+900	409	182.11-224.77	206.20	244.25	206.30
800-899	215	176.36-221.14	202.60	239.00	210.72
700-799	292	153.68-220.80	194.69	260.99	207.41
600-699	571	164.68-234.39	200.54	277.49	197.32
500-599	740	162.82-250.92	212.85	292.49	221.09
400-499	541	164.68-247.12	215.66	265.00	209.34
300-399	213	176.17-248.31	214.25	280.00	222.24
-299	35	132.06-172.11	152.17	210.00	189.80

At Kawartha Lakes Community Sale Barn: November 26, 2022 – 217 cows, 13 bulls, 23 veal, 6 fed cattle, 62 stockers

	Price Range	Avg.	Top
Cows	76.00-113.00	86.68	137.50
Bulls under 1600 lbs	69.00-115.00	101.28	115.00
Bulls over 1600 lbs	104.00-143.00	126.57	143.00
Veal 600 lbs +	162.50-188.00	172.18	188.00

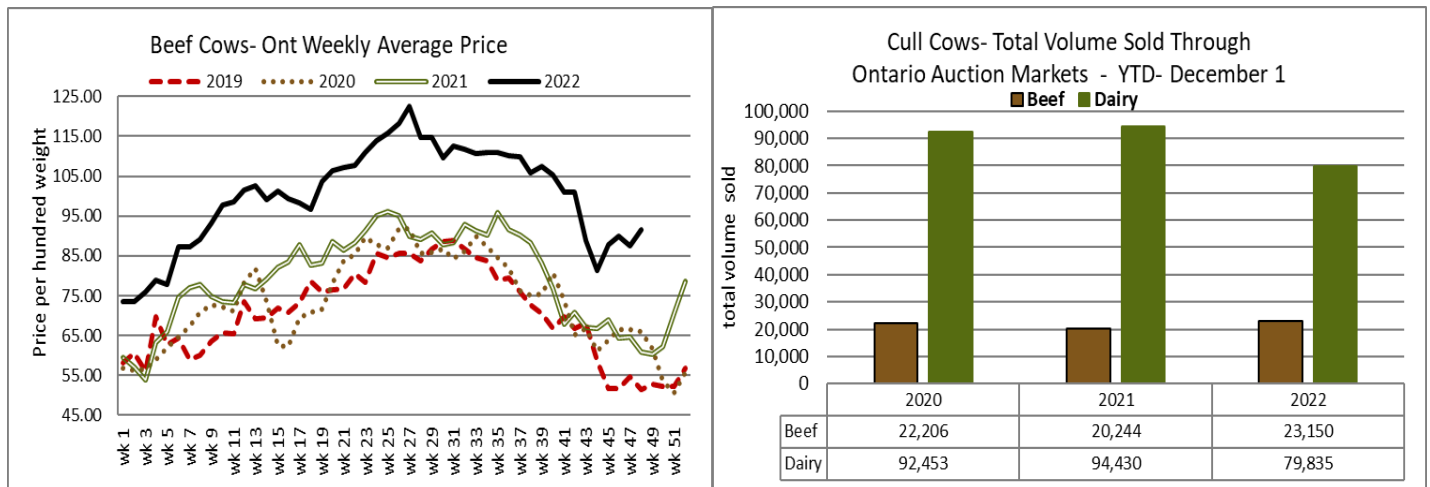


**Denfield Livestock Exchange Inc., November 29, 2022: 276 Fed Cattle, 14 Veal, 112 Cows, 9 Bulls, 16 stockers**

	Price Range	Average	Top
Large & Medium Frame Fed Steers +1250 lbs	186.50-195.25	191.88	222.00
Large & Medium Frame Fed Heifers +1000 lbs	188.00-194.50	192.30	206.00
Cows	58.00-97.00	78.43	136.00
Veal calves 600 lbs +	171.00-203.00	191.96	203.00

**At Aylmer Stockyards Inc.: November 30, 2022 – 27 veal, 302 Cows, 34 fed cattle, 65 stockers**

	Price Range	Average	Top
Large & Medium Frame Fed Steers 1250+ lbs	168.99-187.50	181.20	187.50
Fed Heifers, dairy & dairy cross 1000+ lbs	83.49-164.50	138.59	164.50
Cows	61.99-121.99	91.00	178.49
Veal 600+ lbs	106.00-220.99	173.70	220.99



### ONTARIO STOCKER & FEEDER TRADE

Stocker sale at **Brussels Livestock: November 25, 2022 – 1,621 Stockers**

Steers	Price Range	Average	Top	Heifers	Price Range	Average	Top
1000+	235.00-262.00	251.01	262.00	900+	201.50-244.25	223.22	244.25
900-999	242.00-275.50	262.32	275.50	800-899	161.00-230.50	204.50	230.50
800-899	240.00-282.00	263.87	282.00	700-799	162.50-219.00	198.25	226.00
700-799	215.00-269.00	248.70	280.00	600-699	209.00-239.00	225.15	239.00
600-699	246.00-305.00	269.35	305.00	500-599	170.00-251.00	222.31	257.00
500-599	252.00-320.00	291.81	320.00	400-499	163.00-240.00	204.99	246.00
400-499	234.00-311.00	281.68	330.00	300-399	151.00-221.00	200.94	237.00
399-	160.00-322.50	263.51	322.50	299-	55.00-152.00	79.40	170.00

Stocker sale at: **Community Livestock Exchange: November 29, 2022 – 226** Stockers

<i>Steers</i>	<b>Price Range</b>	<b>Average</b>	<b>Top</b>	<i>Heifers</i>	<b>Price Range</b>	<b>Average</b>	<b>Top</b>
<b>800-899</b>	110.00-210.00	182.49	210.00	<b>700-799</b>	123.50-180.00	161.89	180.00
<b>700-799</b>	144.99-239.99	196.70	239.99	<b>600-699</b>	127.49-197.50	157.49	197.50
<b>600-699</b>	172.50-239.99	212.50	239.99	<b>500-599</b>	125.00-214.99	177.49	214.99
<b>500-599</b>	160.00-312.50	244.20	312.50	<b>400-499</b>	117.50-231.00	189.70	231.00
<b>400-499</b>	169.99-345.99	275.30	345.99	<b>300-39</b>	183.00-220.00	188.99	220.00

Stocker sale at: **Keady Livestock Market: November 29, 2022 – 509** Stockers

<i>Steers</i>	<b>Price Range</b>	<b>Average</b>	<b>Top</b>	<i>Heifers</i>	<b>Price Range</b>	<b>Average</b>	<b>Top</b>
<b>900-999</b>	271.25-272.25	271.75	272.25	<b>900+</b>	150.00-215.00	194.81	215.00
<b>800-899</b>	264.00-279.00	275.20	279.00	<b>700-799</b>	170.00-185.00	179.29	190.00
<b>700-799</b>	220.00-245.00	226.61	245.00	<b>600-699</b>	205.00-242.50	213.94	242.50
<b>600-699</b>	205.00-275.00	241.76	275.00	<b>500-599</b>	195.00-272.00	255.72	272.00
<b>500-599</b>	236.00-322.00	282.89	322.00	<b>400-499</b>	220.00-265.00	250.36	265.00
<b>400-499</b>	297.50-328.00	315.76	328.00	<b>300-399</b>	220.00-255.00	241.88	255.00
<b>399-</b>	300.00-359.00	344.29	359.00				

Stocker sale at: **Renfrew Pontiac Livestock: November 29, 2022 – 503** Stockers

<i>Steers</i>	<b>Price Range</b>	<b>Average</b>	<b>Top</b>	<i>Heifers</i>	<b>Price Range</b>	<b>Average</b>	<b>Top</b>
<b>800-899</b>	182.49-220.00	201.39	220.00	<b>900+</b>	119.99-169.99	151.49	169.99
<b>700-799</b>	182.49-237.99	225.09	237.99	<b>800-899</b>	150.00-185.00	163.59	185.00
<b>600-699</b>	155.00-250.00	232.60	250.00	<b>700-799</b>	137.50-227.49	208.30	227.49
<b>500-599</b>	200.00-275.00	252.09	275.00	<b>600-699</b>	139.99-235.00	219.30	235.00
<b>400-499</b>	222.50-310.00	264.99	310.00	<b>500-599</b>	169.99-292.49	225.49	292.49
<b>399-</b>	155.00-300.00	251.20	300.00	<b>400-499</b>	164.99-254.99	230.60	254.99
				<b>300-399</b>	125.00-242.49	199.19	242.49

Stocker sale at **Ontario Livestock Exchange, November 30, 2022 – 660** stockers

<i>Steers</i>	<b>Price Range</b>	<b>Average</b>	<b>Top</b>	<i>Heifers</i>	<b>Price Range</b>	<b>Average</b>	<b>Top</b>
<b>1000+</b>	221.00-254.00	245.01	254.00				
<b>900-999</b>	231.50-277.50	254.74	277.50				
<b>800-899</b>	247.00-266.00	253.01	266.00				

Stocker sale at **Vankleek Hill Livestock Exchange, November 30, 2022 – 331** stockers

<i>Steers</i>	<b>Price Range</b>	<b>Average</b>	<b>Top</b>	<i>Heifers</i>	<b>Price Range</b>	<b>Average</b>	<b>Top</b>
<b>800-899</b>	127.50-217.50	191.78	217.50	<b>800-899</b>	137.50-185.00	160.61	185.00
<b>700-799</b>	180.00-248.00	222.61	262.00	<b>700-799</b>	152.50-210.00	182.71	210.00
<b>600-699</b>	190.00-248.00	217.21	268.00	<b>600-699</b>	160.00-210.00	189.55	217.50
<b>500-599</b>	172.50-275.00	219.17	279.00	<b>500-599</b>	115.00-217.50	182.83	217.50
<b>400-499</b>	92.50-265.00	197.65	265.00	<b>400-499</b>	125.00-220.00	185.93	220.00
<b>399-</b>	165.00-227.50	202.68	227.50	<b>300-399</b>	130.00-187.50	173.09	187.50

Stocker sale at **Ontario Livestock Exchange: December 1, 2022 – 467** Stockers

<i>Steers</i>	<b>Price Range</b>	<b>Average</b>	<b>Top</b>	<i>Heifers</i>	<b>Price Range</b>	<b>Average</b>	<b>Top</b>
<b>1000+</b>	130.00-191.00	173.19	191.00	<b>900+</b>	132.50-204.00	174.20	204.00
<b>900-999</b>	180.00-201.00	188.08	215.00	<b>800-899</b>	142.50-203.00	169.17	203.00
<b>800-899</b>	150.00-204.00	173.75	204.00	<b>700-799</b>	135.00-177.50	165.42	204.00
<b>700-799</b>	150.00-238.00	209.85	238.00	<b>600-699</b>	145.00-190.00	157.89	190.00
<b>600-699</b>	165.00-239.00	209.98	239.00	<b>500-599</b>	140.00-185.00	161.77	197.50
<b>500-599</b>	165.00-237.50	203.41	237.50	<b>400-499</b>	160.00-238.00	193.45	238.00
<b>400-499</b>	150.00-250.00	205.43	262.50	<b>300-399</b>	185.00-230.00	206.88	230.00
<b>399-</b>	160.00-260.00	212.35	280.00	<b>299-</b>	135.00-200.00	176.67	200.00

Stocker sale at **Ontario Stockyards Inc: December 1, 2022 – 1,309** Stockers

<b>Steers</b>	<b>Price Range</b>	<b>Average</b>	<b>Top</b>	<b>Heifers</b>	<b>Price Range</b>	<b>Average</b>	<b>Top</b>
<b>1000+</b>	174.00-230.00	202.38	230.00	<b>900+</b>	170.00-191.00	182.24	198.00
<b>900-999</b>	152.50-251.00	223.47	251.00	<b>800-899</b>	197.50-222.00	207.53	223.00
<b>800-899</b>	150.00-252.50	201.16	252.50	<b>700-799</b>	170.00-243.50	212.59	243.50
<b>700-799</b>	191.00-250.00	215.15	250.00	<b>600-699</b>	158.00-221.00	189.80	228.00
<b>600-699</b>	191.00-250.00	222.42	265.00	<b>500-599</b>	175.00-245.00	204.40	249.00
<b>500-599</b>	199.00-281.00	249.93	301.00	<b>400-499</b>	180.00-256.00	221.40	256.00
<b>400-499</b>	215.00-307.00	254.02	310.00	<b>300-399</b>	180.00-280.00	227.30	280.00
<b>399-</b>	220.00-305.00	273.57	310.00	<b>299-</b>	135.00-170.00	161.43	170.00

**ONTARIO STOCKER & FEEDER TRADE SPECIAL FALL SALE**

Stocker sale at **Community Livestock Exchange: November 25, 2022 – 898** Stockers

<b>Steers</b>	<b>Price Range</b>	<b>Average</b>	<b>Top</b>	<b>Heifers</b>	<b>Price Range</b>	<b>Average</b>	<b>Top</b>
<b>1000+</b>	207.50-220.99	217.20	220.99	<b>900+</b>	130.00-225.99	213.60	225.99
<b>900-999</b>	181.00-256.99	247.19	256.99	<b>800-899</b>	187.50-220.99	210.40	220.99
<b>800-899</b>	200.00-260.99	250.00	260.99	<b>700-799</b>	147.50-260.99	201.79	260.99
<b>700-799</b>	160.00-277.99	251.69	277.99	<b>600-699</b>	139.99-277.49	209.10	277.49
<b>600-699</b>	187.50-291.99	264.90	291.99	<b>500-599</b>	150.00-270.00	219.89	270.00
<b>500-599</b>	169.99-304.00	279.59	304.00	<b>400-499</b>	147.50-250.99	224.50	250.99
<b>400-499</b>	200.00-320.00	276.79	320.00	<b>300-399</b>	160.00-220.00	173.79	220.00
<b>399-</b>	200.00-300.00	244.60	300.00				

Quinte Cattlemen's Association Stocker Sale - There was an offering of outstanding quality made up of 528 steers and 370 heifers. Demand was very strong and sustained on the steer side, reaching well above the Ontario market in most weight categories while heifer prices were somewhat softer, mirroring Ontario averages. There were 57 consignors and 24 purchasing buyers.

Stocker sale at **Kawartha Lakes Community Sales Barn: November 30, 2022 – 562** Stockers

<b>Steers</b>	<b>Price Range</b>	<b>Average</b>	<b>Top</b>	<b>Heifers</b>	<b>Price Range</b>	<b>Average</b>	<b>Top</b>
<b>1000+</b>	110.00-211.00	139.39	211.00	<b>900+</b>	131.00-225.00	171.93	225.00
<b>900-999</b>	195.00-255.50	237.15	255.50	<b>800-899</b>	167.00-226.00	211.56	226.00
<b>800-899</b>	172.50-259.50	240.28	259.50	<b>700-799</b>	165.00-221.00	203.18	221.00
<b>700-799</b>	152.50-264.50	226.12	264.50	<b>600-699</b>	172.50-256.00	207.74	256.00
<b>600-699</b>	214.00-260.00	240.56	264.00	<b>500-599</b>	177.50-254.00	225.18	260.00
<b>500-599</b>	205.00-283.00	253.98	296.00	<b>400-499</b>	160.00-261.00	233.34	261.00
<b>400-499</b>	212.50-337.00	241.46	337.00	<b>300-399</b>	175.00-235.00	203.89	235.00
<b>399-</b>	185.00-314.00	244.53	314.00				

Stockers sold actively at steady prices.

**ONTARIO BRED COW SALES**

**Keady Livestock Market, November 25, 2022- 247** head, (prices are per head/pair)

	<b>Exotic and Exotic X</b>	<b>British and British X</b>
<b>Top quality bred cows</b>	\$2150-\$2300	N/T
<b>Top quality bred heifers</b>	\$2500-\$3300	N/T
<b>Top quality cow/calf pairs</b>	\$2600	N/T

**WEEKLY LIVE CATTLE EXPORTS-ONTARIO**

	<b>Week ending Nov 12, 2022</b>	<b>Week ending Nov 5, 2022</b>	<b>Year to Date</b>
Total live slaughter cattle exported through Ontario ports to the U.S.	<b>2,484</b>	<b>2,629</b>	<b>80,735</b>
Steers & Heifers & Cows	2,363	2,454	75,536
Bulls	121	175	5,199

**CANADIAN- FEDERALLY INSPECTED PROCESSING**

	Week Ending Nov 26, 2022	# of hd change from week ago	YTD	% Change (Week Ago)	% Change (Year Ago)
<b>Grand Total</b>	66,104	-604	2,979,410	-1%	-0%
<b>Western Processing</b>	52,140	-471	2,359,253	-1%	-0%
<b>Eastern Processing</b>	13,964	-133	620,157	-1%	-0%

**ONTARIO- FEDERALLY INSPECTED PROCESSING**

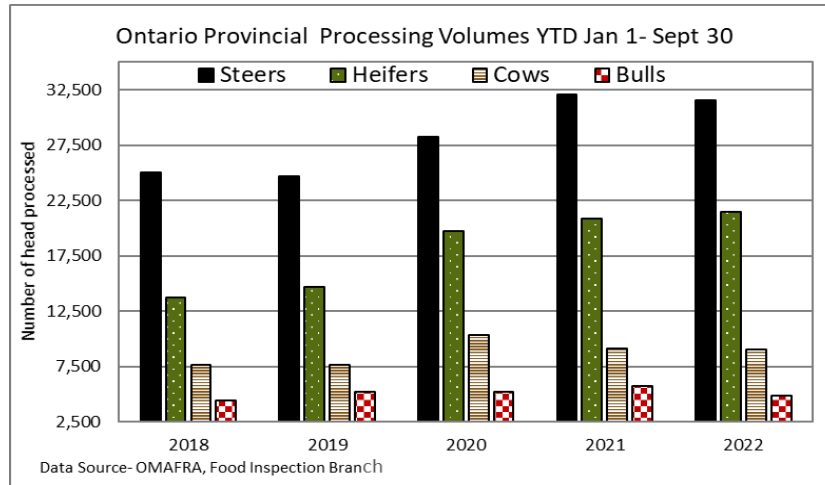
	Week Ending Nov 26, 2022	# of hd change from week ago	YTD	% Change (Week Ago)	% Change (Year Ago)
<b>Grand Total</b>	12,379	-245	555,611	-1.9%	+0.6%

**AVERAGE CARCASS WEIGHTS – CANADA**

	<b>Steers</b>	<b>Heifers</b>
<b>Nov 26, 2022</b>	954	849
<b>Nov 19, 2022</b>	966	958
<b>Nov 27, 2021</b>	937	849

**AVERAGE CARCASS WEIGHTS – ONTARIO**

	<b>Steers</b>	<b>Heifers</b>
<b>Nov 26, 2022</b>	972	818
<b>Nov 19, 2022</b>	970	844
<b>Nov 27, 2021</b>	947	823



**USDA ESTIMATED CATTLE PROCESSING VOLUME**

	Week Ending Dec 3, 2022	Previous Week	Year Ago
<b>Grand Total</b>	663,000	596,000	682,000

**ALBERTA DIRECT TRADE**

Alberta's direct trade: for the week ending Dec 1, 2022

<b>Steers</b>	Live FOB	185.20	Rail FOB	302.50
<b>Heifers</b>	Live FOB	N/T	Rail FOB	N/T

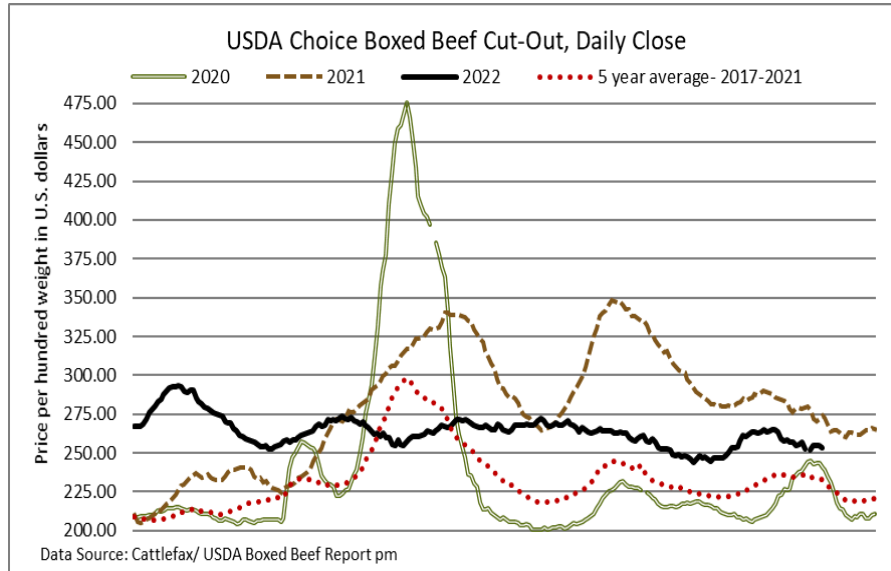
**U.S. TRADE (U.S. funds)**

The U.S. cash cattle trade: for the week ending Dec 1, 2022

Choice and Select Steers and Heifers:	Live	154.00-159.50
	Rail	245.00-249.00

**U.S. BOXED BEEF CUT-OUT VALUES (U.S. funds)**

	<b>Choice 600-900</b>	<b>Select 600-900</b>
<b>Current Five Day Average</b>	253.91	227.74



**BEEF EXPORTS – CANADA (AAFC)**

	<b>United States</b>	<i>Change from last year YTD</i>	<b>Mexico</b>	<i>Change from last year YTD</i>
	<i>Jan 1- Sep 30/2022</i>		<i>Jan 1- Sep 30/2022</i>	
Total	264,515 tonnes	0% or -275 tonnes	19,487 tonnes	+10% or + 1,793 tonnes
	<b>Japan</b>	<i>Change from last year YTD</i>	<b>South Korea</b>	<i>Change from last year YTD</i>
	<i>Jan 1- Sep 30/2022</i>		<i>Jan 1- Sep 30/2022</i>	
Total	54,461 tonnes	+21% or + 9,487 tonnes	14,727 tonnes	+81% or + 6,579 tonnes

**LIVE CATTLE – CANADA (AAFC)**

<b>IMPORTS</b>	<i>Import % change from 2020 YTD</i>	<b>EXPORTS</b>	<i>Export % change from 2021 YTD</i>
<i>Jan 1- Sep 30/2022</i>		<i>Jan 1- Nov 12/22</i>	
Pure bred	10,264      -25%	Slaughter steers & heifers & cows	420,004      +8%
Non-pure bred	177,082      -43%	Feeder cattle & calves	181,762      +57%
		Bulls	37,206      +11%

**BEEF PRODUCTION – CANADA (AAFC)**

	<i>Jan 1 – Nov 19/22</i>	<i>Last Year Same Time</i>	<i>% Change</i>
Fed	1,016,946 tonnes	1,013,620 tonnes	0%
Non-fed	138,587 tonnes	137,565 tonnes	+1%

**BEEF IMPORTS – CANADA (AAFC)**

	<i>Jan 1 – Nov 19/22</i>	<i>Last Year Same Time</i>	<i>% Change</i>
United States	96,066 tonnes	88,188 tonnes	+9%
Non-CUSMA	28,904 tonnes	29,018 tonnes	0%
EU-27 (beef/veal total)	12,947 tonnes	13,666 tonnes	-5%
Total	149,559 tonnes	142,563 tonnes	+5%



## CHICAGO MERCANTILE EXCHANGE

Closing quotes on futures **today** were as follows:

Live Cattle			Feeder Cattle			Corn		
Dec	153.35	+0.30	Jan	182.45	+1.37	Dec	6.350	-15.0
Feb	155.87	+0.45	Mar	185.27	+0.97	Mar	6.462	-14.2
Apr	159.57	+0.32	Apr	188.62	+0.82	May	6.472	-12.0
Jun	156.20	+0.47	May	191.57	+0.72	Jul	6.442	-9.6
Aug	156.37	+0.37	Aug	201.67	+0.70	Sep	6.084	-6.4
Oct	160.17	+0.30	Sep	203.65	+0.65	Dec	5.980	-3.2
Soybeans			Soft Red Winter Wheat			Canadian \$		
Jan	14.384	+8.6	Dec	7.372	-21.4	Spot	74.28	-0.19
Mar	14.464	+9.6	Mar	7.610	-22.0	Dec	74.29	-0.18
May	14.540	+9.4	May	7.732	-22.0	Mar	74.41	-0.18
Jul	14.584	+10.0	Jul	7.796	-20.6	Jun	74.55	-0.18
Aug	14.410	+10.4	Sep	7.886	-19.4	Sep	74.66	-0.17
Sep	13.990	+8.6	Dec	8.004	-18.2	Dec	74.78	-0.16

Beef Farmers of Ontario, 130 Malcolm Road, Guelph, ON N1K 1B1 Phone: (519) 824-0334 Fax: (519) 824-9101 or email: [markets@ontariobeef.com](mailto:markets@ontariobeef.com)

### ONTARIO STOCKER & FEEDER TRADE SPECIAL SALES

Dec 3	11:00 am	Denfield Livestock Exchange	Final Vaccinated Calf & Yearling Clean-up Sale
Dec 8	11:00 am	Ontario Stockyards Inc	Special Vaccinated Calf Sale-in regular sale
Dec 9	5:00 pm	Keady Livestock Market	Special Bred Cow & Heifer Sale
Dec 10	11:00 am	David Carson Farms & Auction Services	Beef Cows & Calf Sale- cull cows followed by stockers, cow/calf pairs, breeder bulls.
Dec 10	1:00 pm	Maple Hill Auctions Ltd	Ontario Limousin Sale
Dec 14	11:00 am	Kawartha Lakes Community Sales Barn	KLC Special Stocker Sale
Jan 11/23	11:00 am	Kawartha Lakes Community Sales Barn	KLC Special Stocker Sale
Jan 13	11:00 am	Community Livestock Exchange	Quinte Cattlemen's 100% Vacc Stocker Sale

### Comments for the week ending December 1, 2022

449 fed steers and heifers sold through auction markets this week up 117 head from the week before and 115 more than this time last year. Fed steers sold from \$181.04-\$194.05 with a weekly weighted average price of \$189.86 up \$4.82 from the previous week and \$30.65 stronger than year ago prices. Fed heifers ranged from \$181.79-\$190.84 averaging \$187.32 up \$2.94 from the previous week and \$32.47 higher than last year at this time. Auction markets reported trade as steady to \$1.00-\$2.00 cwt higher and up \$2.00-\$3.00 on the well-fed cattle. The market was topped this week at \$222.00 cwt.

The Ontario railgrade market was quiet on Friday and Monday as sellers resisted bids of \$315.00 dressed for steers and \$314.00 for heifers. By mid-week trade was reported at \$320.00 dressed for steers and \$319.00 for heifers, up \$5.00 cwt from the previous week's trade with delivery the week of December 5<sup>th</sup> and a few the week of December 12<sup>th</sup>. This week's average price is up \$47.75 from the same time last year.

The Boxed Beef Report by Kevin Grier, on last week's overview is: "Prices were lower last week but the decline was orderly. Production is ample and at a lower demand time of year, falling prices are predictable. With that said, the decline has been slow and packers are not fighting the market. While this is a weaker demand time of year from a seasonal perspective, the overall demand undertone is still very firm. Big volumes are moving well and while prices are falling, they are still high by historic standards." On processing volumes Kevin reports: "Cargill in Guelph was busy with regular overtime to get through 1,950 per day and no Saturday."

Larger volumes of 2,806 fed/cull cows sold through auction markets this week up 361 head from the previous week but still 960 fewer than the same week last year. Cows sold from \$72.47-\$106.34 with a weekly weighted average price of \$87.12 up \$0.87 from the week before and \$35.06 stronger than year ago prices. Auction markets reported trade as steady for the most part, with one market noting sales slightly

easier and another up \$2.00-\$3.00 cwt on good quality. 752 beef cows sold this week up 241 head from last week, averaging \$91.60 up \$4.04 cwt from last week's weighted average beef cow price.

Larger receipts of 7,217 head of stocker and feeder cattle sold through auction markets this week up 1,305 head from the week before and 1,042 more than last year at this time. Auction markets reported calves as steady on strong demand to start with steers selling higher. As the week progressed, calves sold steady to selectively steady noting vaccinated calves as steady and strong and non-vaccinated calves barely steady. Yearlings were reported as steady to fully steady to start. By Tuesday trade was noted as higher and as the week progressed, trade was barely steady with medium quality trading easier. Yearlings ended the week selectively steady to strong noting vaccinated yearlings steady to strong and non-vaccinated selling barely steady. Actual average prices this week saw steers 400-500 lbs down \$20.47 cwt from the previous week on average, 500-600 lbs were up \$0.90, 600-700 lbs up \$1.67, 700-800 lbs down \$1.36, 800-900 lbs up \$14.57, 900-1000 lbs up \$2.33 and steers 1000 lbs plus averaged \$7.55 easier than last week's weighted average price. Heifers from 300-400 lbs were down \$7.99 cwt, 400-500 lbs up \$6.32, 500-600 lbs down \$8.24, 600-700 lbs up \$3.22, 700-800 lbs down \$12.72, 800-900 lbs down \$8.12 and heifers 900 lbs plus averaged \$0.10 easier than last week on average.

Alberta direct trade was reported by Canfax as fully steady to the previous week from \$304.00-\$305.00 cwt delivered on a dressed basis on light volumes and are being scheduled for mid-January delivery. Canfax reports that a few cattle sold to the U.S. at a \$4.00 premium to local prices.

The U.S. cash cattle trade the week ending November 25th was strong and active at higher prices. Trade in the south was reported from \$154.00-\$155.00 live while in the north sales ranged from \$157.00-\$159.50 live and \$242.00-\$247.50 dressed. Actual average prices reported by the USDA Mandatory Price Report saw live steers average \$156.07 up \$3.18 cwt while heifers averaged \$156.01 up \$3.76 from the previous week. On the rail steers averaged \$244.86 up \$3.07 cwt with heifers averaging \$244.2 up \$2.92.

This week the U.S. cash cattle trade was quiet until Wednesday where light to moderate trade developed in the south with prices fully steady to last week's sales at \$154.00-\$155.00 live, majority at \$155.00. A few deals in the north were noted at \$157.00 live which is also steady, but most sellers passed the steady bids. Thursday a light to moderate trade surfaced in the north at \$245.00-\$249.00 dressed, mainly \$249.00 up \$4.00 from last week's average price, with a few at \$157.00 live which is steady. At time of reporting there a couple of deals in the north reported at \$158.00 live, up \$1.00, while bids in the north are noted from \$157.00-\$158.00 live and \$245.00-\$249.00 dressed. Asking prices on the remaining cattle at \$157.00 live in the south and \$250.00-\$252.00 dressed. Some clean up trade is possible but it appears the bulk of trade has been completed.