



Weekly Market Information Report for the week ending Thursday, December 8, 2022

The following information is collected from various sources and disseminated by Beef Farmers of Ontario.

ONTARIO DIRECT TO PACKER RAILGRADE CATTLE TRADE

Prices are on a carcass weight basis before grade and weight discounts. Weekly Range:

A Grade Steers	320.00
A Grade Heifers	319.00

ONTARIO LIVE CATTLE TRADE

Ontario auction sales this week saw weighted average price ranges for:

FED CATTLE	Volume	Price Range	Average	Top	Last Week Avg
Large Frame Steers +1250	91	180.49-194.63	189.03	199.00	191.82
Medium Frame Steers +1250	78	165.88-196.66	183.90	234.00	187.19
Large & Medium Frame Steers +1250	169	171.64-198.04	187.58	234.00	189.86
Large Frame Heifers +1000	63	166.26-191.82	184.51	196.00	186.33
Medium Frame Heifers +1000	59	153.14-181.75	170.28	191.25	187.24
Large & Medium Frame Heifers +1000	122	160.82-191.40	178.54	196.00	187.32
Fed steers, Dairy & Dairy Cross +1250	52	157.85-169.82	165.20	175.00	160.62
Fed heifers, Dairy & Dairy Cross +1000	78	108.46-145.49	129.26	195.00	132.06
Cows - All Weights	2,563	71.80-104.26	86.39	157.50	87.12
Bulls - All Weights	124	100.11-133.02	117.15	157.00	114.57

STOCKERS - Large and Medium Frame

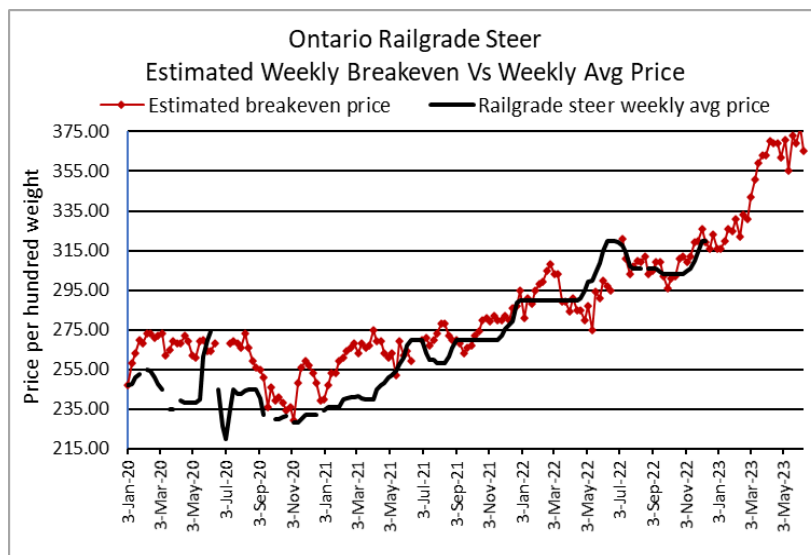
STEERS	Volume	Price Range	Average	Top	Last Week Avg
1000+	484	227.56-255.75	244.03	263.00	233.91
900-999	206	233.42-257.68	246.05	269.00	254.16
800-899	181	195.01-252.64	225.93	272.00	243.12
700-799	379	201.67-249.63	231.86	263.75	228.46
600-699	761	225.36-277.58	253.28	305.00	242.62
500-599	593	238.44-297.11	267.66	315.00	261.47
400-499	376	247.43-303.27	276.94	345.00	263.29
-399	146	241.75-319.47	283.75	380.00	246.17

STOCKERS - Large and Medium Frame

HEIFERS	Volume	Price Range	Average	Top	Last Week Avg
+900	288	174.34-210.77	197.28	234.00	206.20
800-899	204	176.57-221.51	201.36	236.00	202.60
700-799	176	169.90-221.69	202.64	230.00	194.69
600-699	378	179.99-231.84	211.00	262.50	200.54
500-599	522	185.67-240.20	216.37	279.00	212.85
400-499	287	176.30-246.30	211.86	275.00	215.66
300-399	83	160.46-231.16	199.56	265.00	214.25
-299	19	194.42-215.89	204.19	265.00	152.17

At Kawartha Lakes Community Sale Barn: December 3, 2022 – 193 cows, 19 bulls, 29 veal, 5 fed cattle, 26 stockers

	Price Range	Avg.	Top
Cows	77.00-119.00	90.87	140.00
Bulls under 1600 lbs	95.00-116.00	100.74	116.00
Bulls over 1600 lbs	115.00-150.00	130.62	150.00
Veal 600 lbs +	152.50-190.00	168.52	190.00



The information provided on this report is based on weighted averages for actual data collected. Input costs are a guideline only and will vary from producer to producer. BFO does not take any responsibility and accepts no legal liability arising from or connected to damages or losses experienced by producers when using this information. This is to be used at your own risk.

Denfield Livestock Exchange Inc., December 6, 2022: 247 Fed Cattle, 17 Veal, 168 Cows, 7 Bulls, 130 drop calves

	Price Range	Top
Choice Steers	195.00-202.00	216.50
Good Steer	190.00-194.00	
Choice Heifers	192.00-197.00	197.50
Good Heifers	185.00-190.00	
Good Holstein Veal	190.00-198.00	201.50
Plain & Heavy Veal	175.00-185.00	
Good Beef Bulls	100.00-127.50	
Good Beef Cows	90.00-100.00	112.00
Good Holstein Cows	85.00-95.00	106.00
D1 & D2 Cows	60.00-70.00	
D3 & D4 Cows	50.00-60.00	

At Aylmer Stockyards Inc.: December 7, 2022 – 25 veal, 275 Cows, 50 fed cattle, 40 stockers, 5 bulls

	Price Range	Average	Top
Fed Heifers, dairy & dairy cross 1000+ lbs	126.00-163.50	151.20	163.50
Cows	56.00-122.99	89.10	140.99
Veal 600+ lbs	155.00-212.00	182.89	212.00

ONTARIO STOCKER & FEEDER TRADE

Stocker sale at **Brussels Livestock: December 2, 2022 – 1,272 Stockers**

Steers	Price Range	Average	Top	Heifers	Price Range	Average	Top
1000+	214.00-257.00	239.58	257.00	900+	198.00-217.25	208.39	222.00
900-999	238.00-266.50	251.20	269.00	800-899	193.00-234.00	213.07	236.00
800-899	206.00-266.00	226.02	269.00	700-799	187.50-229.00	210.59	229.00
700-799	208.00-258.00	240.38	258.00	600-699	196.00-238.50	219.69	238.50
600-699	225.00-265.00	249.99	265.00	500-599	190.00-239.00	213.52	244.00
500-599	258.00-298.00	274.85	298.00	400-499	170.00-257.00	216.91	257.00
400-499	251.00-303.00	281.96	335.00	300-399	200.00-251.00	243.33	251.00
399-	205.00-317.00	257.42	317.00	299-	207.00-240.00	216.70	240.00

Stocker sale at **Temiskaming Livestock Exchange: December 5, 2022 – 84** Stockers

Steers	Price Range	Average	Top	Heifers	Price Range	Average	Top
600-699	213.50-244.00	225.75	244.00	600-699	175.50-220.00	202.20	220.00
500-599	213.00-229.50	218.89	249.00				
399-	290.00-335.00	317.50	335.00				

Stocker sale at: **Community Livestock Exchange: December 6, 2022 – 219** Stockers

Steers	Price Range	Average	Top	Heifers	Price Range	Average	Top
700-799	135.00-214.00	187.00	214.00	900+	90.00-162.50	133.60	162.50
600-699	130.00-264.99	201.79	264.99	800-899	90.00-175.00	131.20	175.00
500-599	172.50-307.50	235.09	307.50	600-699	94.99-169.99	154.29	169.99
400-499	189.99-287.50	234.79	287.50	500-599	125.00-194.99	162.09	227.49
				400-499	160.00-239.99	208.00	239.99

Stocker sale at: **Keady Livestock Market: December 6, 2022 – 462** Stockers

Steers	Price Range	Average	Top	Heifers	Price Range	Average	Top
1000+	244.00-261.00	253.87	261.00	900+	135.00-219.00	196.49	220.00
800-899	210.00-226.00	221.11	226.00	800-899	150.00-228.00	215.00	228.00
700-799	209.50-240.00	222.45	240.00	600-699	192.50-262.50	219.50	262.50
600-699	230.00-289.00	254.31	289.00	500-599	235.00-279.00	265.39	279.00
500-599	240.00-308.00	278.48	308.00	400-499	225.00-266.50	251.02	266.50
400-499	250.00-302.50	284.88	317.50	300-399	205.00-245.00	221.88	260.00
399-	315.00-330.00	319.00	330.00				

Stocker sale at: **Renfrew Pontiac Livestock: December 6, 2022 – 357** Stockers

Steers	Price Range	Average	Top	Heifers	Price Range	Average	Top
800-899	135.00-241.00	214.40	241.00	700-799	142.50-229.99	216.29	229.99
700-799	152.49-250.99	230.29	250.99	600-699	150.00-245.00	229.30	245.00
600-699	202.49-277.00	248.60	277.00	500-599	169.99-254.99	236.60	254.99
500-599	204.99-299.00	239.90	299.00	400-499	137.50-260.00	199.70	260.00
400-499	180.00-308.99	266.50	308.99				
399-	210.00-270.99	260.19	270.99				

Stocker sale at **Ontario Livestock Exchange, December 7, 2022 – 374** stockers

Steers	Price Range	Average	Top	Heifers	Price Range	Average	Top
1000+	242.00-263.00	253.63	263.00	900+	223.00-234.00	228.20	234.00
900-999	258.50-269.00	261.74	269.00	800-899	225.00-235.00	231.50	235.00
800-899	191.00-269.00	242.55	269.00				

Stocker sale at **Ontario Livestock Exchange: December 8, 2022 – 274** Stockers

Steers	Price Range	Average	Top	Heifers	Price Range	Average	Top
1000+	140.00-222.00	188.55	222.00	900+	167.50-193.00	182.21	195.00
900-999	195.00-247.00	236.58	247.00	800-899	112.50-195.00	148.75	215.00
800-899	195.00-229.00	212.57	229.00	700-799	135.00-17.50	168.33	207.50
700-799	192.00-235.00	214.74	235.00	600-699	180.00-215.00	200.83	227.50
600-699	205.00-232.50	217.71	232.50	500-599	170.00-227.50	198.48	227.50
500-599	185.00-262.50	221.94	270.00	400-499	140.00-205.00	173.61	205.00
400-499	135.00-175.00	167.19	220.00				
399-	205.00-290.00	240.45	290.00				

Stocker sale at **Ontario Stockyards Inc: December 8, 2022 – 1,422** Stockers

Steers	Price Range	Average	Top	Heifers	Price Range	Average	Top
1000+	135.00-189.50	171.70	189.50	900+	139.00-187.50	163.14	187.50
900-999	150.00-201.00	172.58	201.00	800-899	170.00-210.00	189.40	220.00
800-899	170.00-238.50	109.77	239.50	700-799	170.00-230.00	198.25	230.00
700-799	212.00-256.50	240.41	263.75	600-699	190.00-239.00	216.79	239.00
600-699	235.00-294.00	264.38	305.00	500-599	190.00-243.00	217.51	249.00
500-599	252.00-312.00	283.28	312.00	400-499	187.50-255.00	219.58	262.00
400-499	250.00-315.00	280.05	337.50	300-399	100.00-235.00	170.43	237.50
399-	245.00-340.00	308.35	340.00				

ONTARIO STOCKER & FEEDER TRADE SPECIAL FALL SALE

Stocker sale at **Denfield Livestock Exchange: December 3, 2022 – 365** Stockers

Steers	Price Range	Average	Top	Heifers	Price Range	Average	Top
1000+	228.00-247.00	242.35	247.00	900+	124.00-128.00	125.33	128.00
900-999	200.00-248.00	231.45	248.00	800-899	118.00-197.50	166.50	197.50
800-899	221.00-272.00	248.50	272.00	700-799	190.00-228.00	210.40	228.00
700-799	211.00-259.00	236.52	259.00	600-699	186.00-199.00	189.71	200.00
600-699	229.00-265.00	249.56	266.50	500-599	192.00-229.00	204.76	235.00
500-599	220.00-295.00	264.14	295.00	400-499	200.00-224.00	210.75	231.00
400-499	239.00-290.00	249.48	345.00	300-399	215.00-265.00	242.67	265.00
399-	300.00-335.00	318.65	335.00				

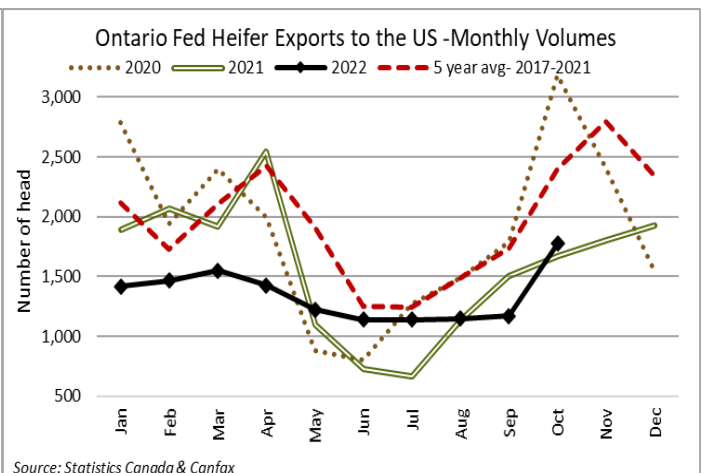
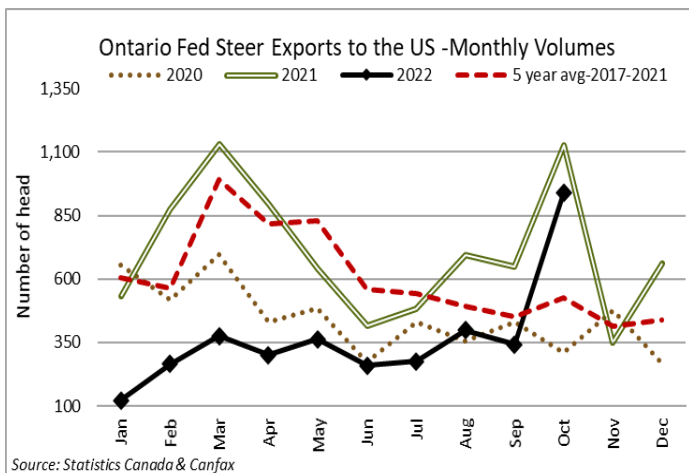
ONTARIO BRED COW SALES

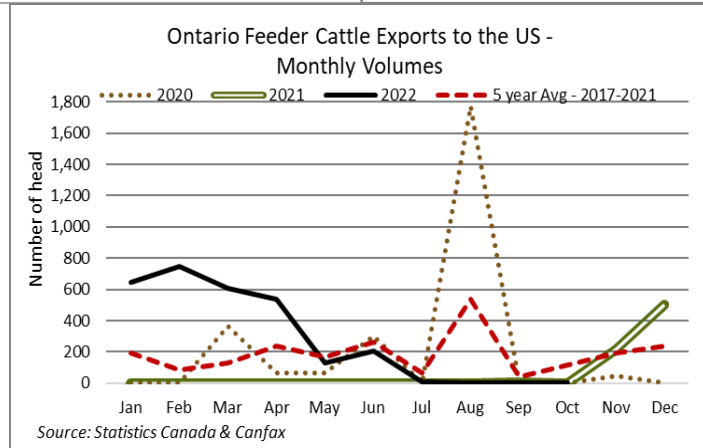
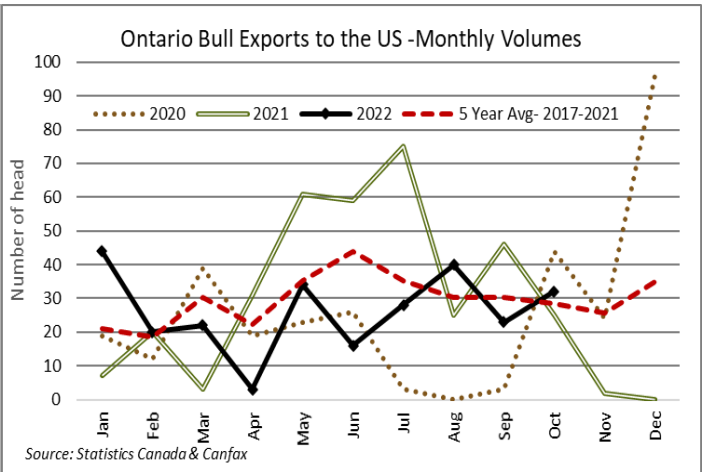
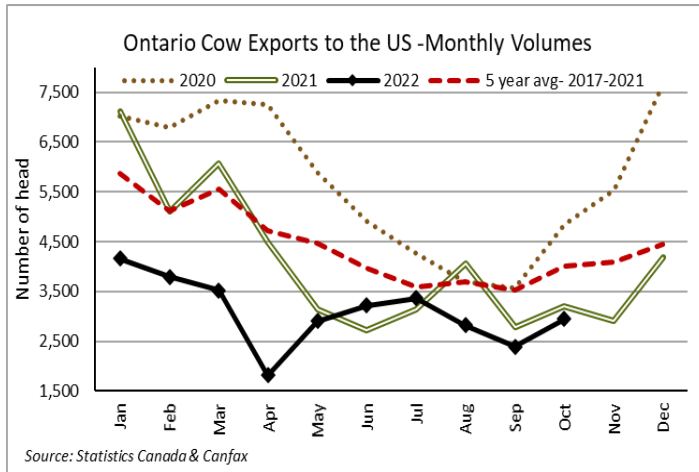
Keady Livestock Market, December 2, 2022- 210 bred heifers, **29** bred cows, **1** cow/calf pair-Prices are per head/pair.

	Exotic and Exotic X	British and British X
Top quality bred cows	N/T	\$1700-\$2200
Top quality bred heifers	\$2200-\$3000	\$2500-\$3100
Top quality cow/calf pairs	N/T	\$2700

WEEKLY LIVE CATTLE EXPORTS-ONTARIO

	Week ending Nov 19, 2022	Week ending Nov 12, 2022	Year to Date
Total live slaughter cattle exported through Ontario ports to the U.S.	2,258	2,484	82,993
Steers & Heifers & Cows	2,073	2,363	77,609
Bulls	185	121	5,384





MONTHLY LIVE CATTLE EXPORTS TO THE U.S. FROM ONTARIO (Canfax/Stats Canada)

	October 2022	2022 - YTD	Oct 2021- YTD	% change from 2021- YTD
Steers	939	3,642	7,445	-51%
Heifers	1,777	13,464	15,238	-12%
Cows	2,950	30,949	41,837	-26%
Bulls	32	262	352	-26%
Feeders	0	2,895	7	+41,257%
Total	5,698	51,212	64,879	-21%

CANADIAN- FEDERALLY INSPECTED PROCESSING-Canfax/CBGA

	Week Ending Dec 3, 2022	# of hd change from week ago	YTD	% Change (Week Ago)	% Change (Year Ago)
Grand Total	68,343	+2,239	3,047,753	+3%	+0%
Western Processing	54,288	+2,148	2,413,541	+4%	+0%
Eastern Processing	14,055	+91	634,212	+1%	-0%

ONTARIO- FEDERALLY INSPECTED PROCESSING-Canfax/CBGA

	Week Ending Dec 3, 2022	# of hd change from week ago	YTD	% Change (Week Ago)	% Change (Year Ago)
Grand Total	12,645	+266	568,256	+2.2%	-0%

AVERAGE CARCASS WEIGHTS – CANADA-Canfax/CBGA

	Steers	Heifers
Dec 3, 2022	962	840
Nov 26, 2022	954	849
Dec 4, 2021	956	832

AVERAGE CARCASS WEIGHTS – ONTARIO-Canfax/CBGA

	Steers	Heifers
Dec 3, 2022	976	848
Nov 26, 2022	972	818
Dec 4, 2021	950	836

USDA ESTIMATED CATTLE PROCESSING VOLUME

	Week Ending Dec 10, 2022	Previous Week	Year Ago
Grand Total	652,000	663,000	682,000

ALBERTA DIRECT TRADE

Alberta's direct trade: for the week ending Dec 8, 2022

Steers	Live FOB	189.25	Rail FOB	303.50
Heifers	Live FOB	N/T	Rail FOB	N/T

U.S. TRADE (U.S. funds)

The U.S. cash cattle trade: for the week ending Dec 8, 2022

Choice and Select Steers and Heifers:	Live	153.00-158.00
	Rail	243.00-247.00

U.S. BOXED BEEF CUT-OUT VALUES (U.S. funds)

	Choice 600-900	Select 600-900
Current Five Day Average	246.43	221.02

BEEF EXPORTS – CANADA (AAFC)

	United States Jan 1- Sep 30/2022	Change from last year YTD	Mexico Jan 1- Sep 30/2022	Change from last year YTD
Total	264,515 tonnes	0% or -275 tonnes	19,487 tonnes	+10% or + 1,793 tonnes
	Japan Jan 1- Sep 30/2022	Change from last year YTD	South Korea Jan 1- Sep 30/2022	Change from last year YTD
Total	54,461 tonnes	+21% or + 9,487 tonnes	14,727 tonnes	+81% or + 6,579 tonnes

LIVE CATTLE – CANADA (AAFC)

IMPORTS	Import % change from 2020 YTD	EXPORTS	Export % change from 2021 YTD		
Jan 1- Sep 30/2022		Jan 1- Nov 19/22			
Pure bred	10,264	-25%	Slaughter steers & heifers & cows	431,382	+9%
Non-pure bred	177,082	-43%	Feeder cattle & calves	184,970	+53%
			Bulls	38,246	+12%

BEEF PRODUCTION – CANADA (AAFC)

	Jan 1 – Nov 26/22	Last Year Same Time	% Change
Fed	1,039,262 tonnes	1,035,319 tonnes	0%
Non-fed	142,550 tonnes	140,903 tonnes	+1%

BEEF IMPORTS – CANADA (AAFC)

	Jan 1 – Nov 26/22	Last Year Same Time	% Change
United States	96,511 tonnes	90,397 tonnes	+7%
Non-CUSMA	29,393 tonnes	29,533 tonnes	0%
EU-27 (beef/veal total)	13,389 tonnes	14,150 tonnes	-5%
Total	151,058 tonnes	146,078 tonnes	+3%

CHICAGO MERCANTILE EXCHANGE

Closing quotes on futures **today** were as follows:

Live Cattle			Feeder Cattle			Corn		
Dec	153.67	+1.25	Jan	183.92	+0.45	Dec	6.346	+2.6
Feb	155.55	+1.62	Mar	185.10	+0.05	Mar	6.440	+1.4
Apr	159.35	+1.30	Apr	188.60	+0.25	May	6.452	+1.0
Jun	155.92	+1.00	May	191.92	+0.40	Jul	6.406	+0.0
Aug	156.17	+0.75	Aug	201.10	+0.05	Sep	6.056	-1.0
Oct	160.00	+0.52	Sep	202.90	+0.05	Dec	5.930	-1.4
Soybeans			Soft Red Winter Wheat			Canadian \$		
Jan	14.836	-2.4	Dec	7.126	-11.4	Spot	73.38	-0.22
Mar	14.882	-2.0	Mar	7.342	-12.0	Dec	73.38	-0.23
May	14.934	-2.2	May	7.446	-11.4	Mar	73.46	-0.23
Jul	14.962	-2.4	Jul	7.492	-10.6	Jun	73.60	-0.23
Aug	14.746	-2.0	Sep	7.564	-10.0	Sep	73.72	-0.22
Sep	14.254	-0.6	Dec	7.676	-9.2	Dec	73.84	-0.22

Beef Farmers of Ontario, 130 Malcolm Road, Guelph, ON N1K 1B1 Phone: (519) 824-0334 Fax: (519) 824-9101 or email: markets@ontariobeef.com

ONTARIO STOCKER & FEEDER TRADE SPECIAL SALES

Dec 10 11:00 am	David Carson Farms & Auction Services	Beef Cows & Calf Sale- cull cows followed by stockers, cow/calf pairs, breeder bulls.
Dec 10 1:00 pm	Maple Hill Auctions Ltd	Ontario Limousin Sale
Dec 14 11:00 am	Kawartha Lakes Community Sales Barn	KLC Special Stocker Sale
Jan 11/23 11:00 am	Kawartha Lakes Community Sales Barn	KLC Special Stocker Sale
Jan 13 11:00 am	Community Livestock Exchange	Quinte Cattlemen's 100% Vacc Stocker Sale

Comments for the week ending December 8, 2022

Lighter receipts of fed steers and heifers (one market missing due to technical issues) totaled 291 head this week, down 158 from last week however still 99 more than this time last year. Fed steers ranged from \$171.64-\$198.04 averaging \$187.58 down \$2.28 from the previous week and \$28.73 above year ago prices. Fed heifers sold from \$160.82-\$191.40 averaging \$178.54 down \$8.78 on average and \$19.47 stronger than last year. This week the bottom end of the range was \$10.00-\$20.00 cwt lower compared to the previous week while the top end of the range was up \$1.00-\$4.00 indicating quality was a consideration. Auction markets reported trade as active at higher prices, up anywhere from \$1.00-\$5.00 cwt.

The Ontario railgrade market was active with prices holding fully steady to the previous week at \$320.00 cwt dressed for steers and \$319.00 for heifers on majority of sales. A report at \$322.00 was noted to a provincial packer for immediate delivery. Cattle trading this week were being scheduled for delivery the week of December 12th to start and the last week of December by week's end. Last year at this time the average price was \$275.50 cwt down \$44.50 from the current prices. Although prices are not record high overall, they are record high for the month of December with only December 2014 over \$300.00 cwt.

Volumes of fed/cull cows are very light for this time of year with just 2,563 head sold through auction markets this week, down 243 from last week and 472 fewer than the same week last year. Cows ranged from \$71.80-\$104.26 averaging \$86.39 cwt down \$0.73 from last week but \$33.39 stronger than last year at this time. Auction markets reported trade as active with prices starting out higher. By Tuesday trade was reported as steady to barely steady and slightly lower. By mid-week beef cows were steady while dairy breeds were higher and cows ended the week as active and steady. 535 of this week's offering were beef cows which is 217 fewer than last week, averaging \$90.70 down \$0.90 from last week's weighted average beef cow price.

Volumes of stocker and feeder cattle are trending lower as the year starts to come to a close. There were just 5,083 head sold this week through auction markets, down 2,134 head from last week and 99 fewer than the same week last year. Auction markets reported calves as steady to fully steady, with vaccinated calves fully steady to stronger. Yearlings/heavier cattle were noted as selling on a good steady market to start. As the week progressed trade was noted as \$3.00-\$5.00 cwt higher and by mid week prices were holding steady on a strong active trade. Actual average prices this week saw steers 400-500 lbs up \$13.65, 500-600 lbs up \$6.19, 600-700 lbs up \$10.66, 700-800 lbs up \$3.40, 800-900 lbs down \$17.19, 900-1000 lbs down \$8.11 while steers 1000 lbs plus averaged \$10.12 higher than last week. Heifers from 300-400 lbs were down \$14.69 on average, 400-500 lbs down \$3.80, 500-600 lbs up \$3.52, 600-700 lbs up \$10.46, 700-800 lbs up \$7.95, 800-900 lbs down \$1.24 while heifers 900 lbs and over averaged \$8.92 easier than last week's weighted average prices.

The Quebec electronic market this week was reported at \$312.00 cwt delivered on a picked-up basis, down \$4.00 cwt from last week's trade on average.

Alberta direct trade was light this week, with sales reported by Canfax at \$304.00-\$305.00 cwt delivered on a dressed basis, which is steady to last week's trade. Canfax reports: "Cattle that traded this week were being scheduled for mid to late January delivery. US packer interest was noted, and a few cattle were marketed south. Cattle that traded to the US were at a premium over local deals. Sale volumes were once again very light this week. With historically weak basis levels and negative feeding margins producers have been fight the market by adding additional weight to their cattle."

The U.S. cash cattle trade the week ending December 2nd was light to moderate with live sales steady in both the north and the south, while dressed deals were higher. In the south sales ranged from \$154.00-\$155.00 live, mainly \$155.00 while in the north live trade was light from \$157.00-\$159.50, majority at \$157.00 live. Dressed trade in the north ranged from \$245.00-\$249.00, with most deals at the top end of the range. The USDA Mandatory Price Report listed overall average prices for the week at \$156.42 live for steers up \$0.35 with heifers \$156.07 up \$0.06. On the rail steers averaged \$248.55 up \$3.69 with heifers \$247.77 up \$2.85 from the previous week's weighted average prices.

This week the U.S. cash cattle trade was quiet until Wednesday where a light trade developed in the north at prices \$1.00-\$2.00 cwt easier than last week at \$246.00-\$247.00 dressed, mainly \$247.00 cwt with a couple of lots sold at \$156.00 live down \$1.00. Later in the day limited live trade in the north was noted at \$158.00, up \$1.00 from last week. The south was fairly quiet with just a light test reported at \$153.00 live in Texas, down \$2.00, while most southern sellers resisted lower bids of \$154.00 live. Thursday in Texas and Kansas light trade was reported at \$154.00, \$1.00 higher than Wednesday but \$1.00 lower than last week. Sellers in the south continued to hold for higher prices. Dressed sales in Iowa and Nebraska ranged from \$246.00-\$247.00, steady to a couple dollars weaker. Friday, business in the south is sitting at \$155.00-\$156.00 live, steady to \$1.00 stronger than last week's trade.