



## Weekly Market Information Report for the week ending Thursday, January 5, 2023

The following information is collected from various sources and disseminated by Beef Farmers of Ontario.

### ONTARIO DIRECT TO PACKER RAILGRADE CATTLE TRADE

Prices are on a carcass weight basis before grade and weight discounts. Weekly Range:

A Grade Steers	323.00
A Grade Heifers	322.00

### ONTARIO LIVE CATTLE TRADE

Ontario auction sales this week saw weighted average price ranges for:

FED CATTLE	Volume	Price Range	Average	Top	Last Week Avg
Large Frame Steers +1250	140	183.62-196.84	191.99	209.00	N/T
Medium Frame Steers +1250	49	186.43-196.59	192.51	209.50	N/T
Large & Medium Frame Steers +1250	189	184.34-197.13	192.38	209.50	N/T
Large Frame Heifers +1000	76	181.26-192.57	187.84	205.00	N/T
Medium Frame Heifers +1000	100	178.12-191.82	187.74	206.50	N/T
Large & Medium Frame Heifers +1000	176	179.60-193.56	187.71	206.50	N/T
Fed steers, Dairy & Dairy Cross +1250	51	140.29-175.47	163.19	194.00	143.91
Fed heifers, Dairy & Dairy Cross +1000	96	110.80-155.20	140.56	183.00	144.58
Cows - All Weights	2,714	72.01-104.10	86.01	182.50	78.63
Bulls - All Weights	63	96.59-132.21	115.18	158.00	126.16

### STOCKERS - Large and Medium Frame

STEERS	Volume	Price Range	Average	Top	Last Week Avg
1000+	190	226.05-249.07	239.94	258.00	245.26
900-999	101	243.99-259.90	253.21	269.50	240.32
800-899	40	178.69-235.70	211.51	269.00	240.98
700-799	62	178.67-238.89	215.88	266.00	243.87
600-699	120	201.44-266.79	237.16	286.50	281.39
500-599	173	211.31-284.57	259.38	305.00	306.32
400-499	82	234.86-288.97	264.32	327.50	261.27
-399	35	173.93-314.07	248.43	425.00	N/T

### STOCKERS - Large and Medium Frame

HEIFERS	Volume	Price Range	Average	Top	Last Week Avg
+900	58	178.52-200.89	189.55	219.50	183.20
800-899	19	125.00-178.53	159.43	208.00	186.29
700-799	28	167.55-198.02	189.26	222.50	199.20
600-699	73	163.30-216.73	192.96	232.50	224.62
500-599	146	162.35-230.38	196.74	262.00	213.06
400-499	75	184.94-219.45	203.10	250.00	215.07
300-399	12	164.14-220.00	185.84	230.00	N/T
-299	7	179.29-212.14	195.71	230.00	N/T

Denfield Livestock Exchange Inc., January 3, 2023: 213 Fed Cattle, 5 Veal, 169 Cows, 4 Bulls, 6 stockers

	Price Range	Average	Top
Large & Medium Frame Fed Steers +1250 lbs	185.00-198.25	192.85	209.50
Large & Medium Frame Fed Heifers +1000 lbs	185.00-194.00	190.23	206.50
Cows	66.00-90.00	79.11	110.00
Veal calves 600 lbs +	190.00-198.00	192.88	204.00

At **Aylmer Stockyards Inc.: January 4, 2023 – 32 veal, 348 Cows, 71 fed cattle, 8 stockers, 1 bull**

	Price Range	Average	Top
<b>Large &amp; Medium Frame Fed Steers 1250 + lbs</b>	185.00-200.00	192.10	200.00
<b>Fed Heifers, dairy &amp; dairy cross 1000+ lbs</b>	105.00-164.99	153.29	164.99
<b>Cows</b>	59.99-129.00	91.50	157.00
<b>Veal 600+ lbs</b>	163.99-235.00	202.30	235.00

### ONTARIO STOCKER & FEEDER TRADE

Stocker sale at: **Community Livestock Exchange: January 3, 2023 – 189 Stockers**

Steers	Price Range	Average	Top	Heifers	Price Range	Average	Top
<b>700-799</b>	130.00-214.99	187.20	214.99	<b>600-699</b>	142.50-214.99	188.79	214.99
<b>600-699</b>	132.49-245.00	207.20	245.00	<b>500-599</b>	122.50-235.00	172.99	235.00
<b>500-599</b>	160.00-264.00	229.89	264.00	<b>400-499</b>	139.99-220.00	175.60	220.00
<b>400-499</b>	200.00-249.00	230.60	249.00				

*January 27, 2023 @ 11:00 am- Quinte Cattlemen's Association- All Vaccinated, Catalogued and Farm Fresh!*

Stocker sale at: **Renfrew Pontiac Livestock: January 3, 2023 – 108 Stockers**

Steers	Price Range	Average	Top	Heifers	Price Range	Average	Top
<b>700-799</b>	142.50-235.00	211.69	235.00	<b>600-699</b>	158.00-192.99	179.20	192.99
<b>600-699</b>	194.99-267.49	232.79	267.49	<b>500-599</b>	139.99-229.99	186.60	229.99
<b>500-599</b>	177.49-277.49	242.49	277.49				

Stocker sale at **Ontario Livestock Exchange, January 4, 2023 – 329 stockers**

Steers	Price Range	Average	Top	Heifers	Price Range	Average	Top
<b>1000+</b>	233.00-258.00	248.47	258.00	<b>900+</b>	200.00-219.50	208.65	219.50
<b>900-999</b>	257.00-259.50	263.82	269.50	<b>800-899</b>	170.00-208.00	201.96	208.00
<b>800-899</b>	242.00-269.00	261.71	269.00				

Stocker sale at **Ontario Livestock Exchange: January 5, 2023 – 250 Stockers**

Steers	Price Range	Average	Top	Heifers	Price Range	Average	Top
<b>1000+</b>	212.50-223.00	215.39	223.00	<b>600-699</b>	175.00-225.00	195.00	232.50
<b>800-899</b>	145.00-226.50	186.06	226.50	<b>500-599</b>	180.00-205.00	192.50	215.00
<b>700-799</b>	197.50-255.00	226.07	255.00	<b>300-399</b>	190.00-204.00	201.00	250.00
<b>600-699</b>	195.00-252.50	234.32	252.50				
<b>500-599</b>	212.50-262.50	240.47	262.50				
<b>400-499</b>	195.00-260.00	246.25	260.00				

Stocker sale at **Ontario Stockyards Inc: January 5, 2023 – 360 Stockers**

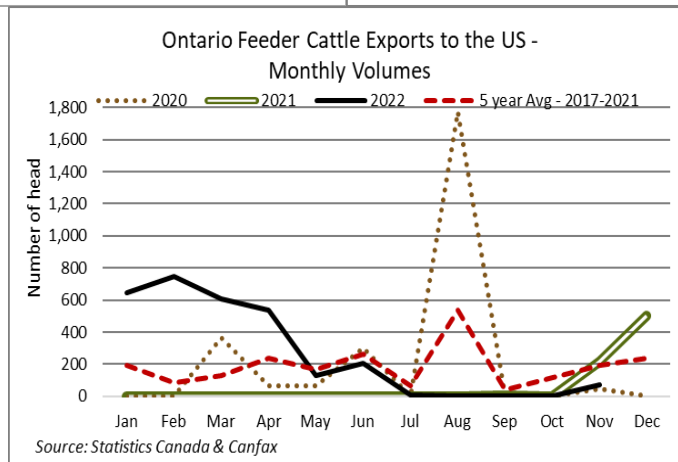
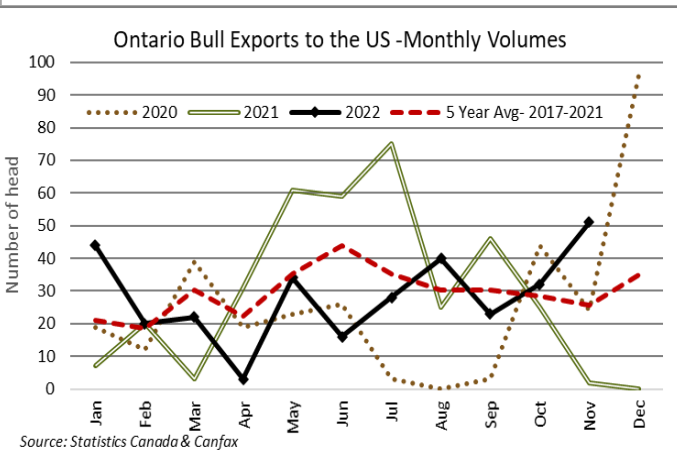
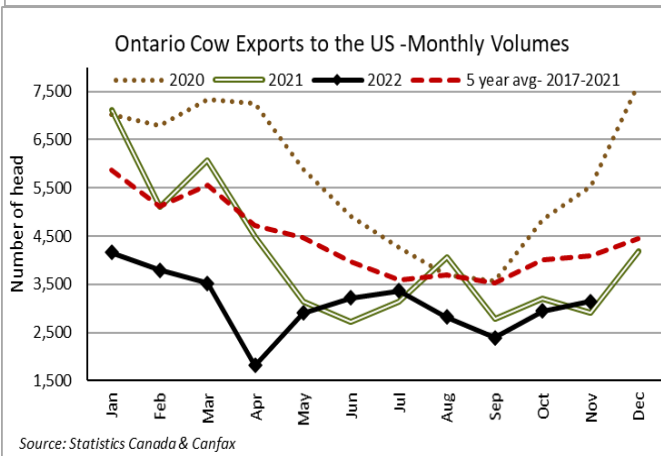
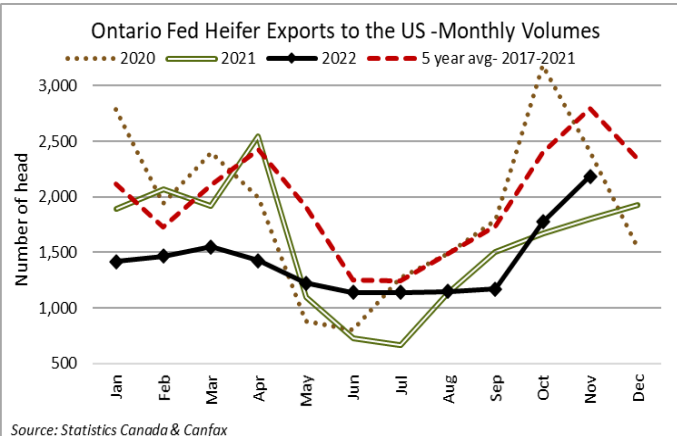
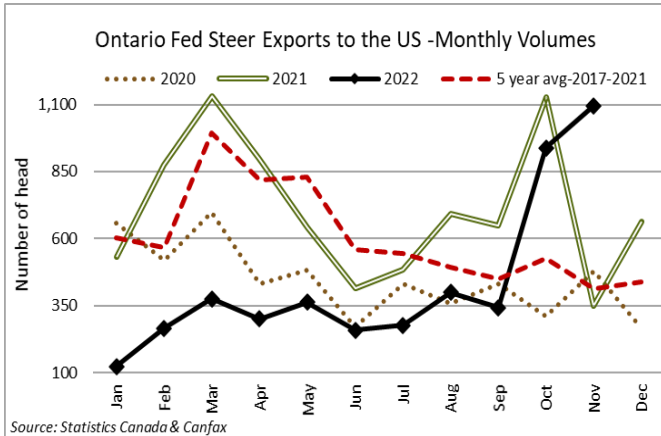
Steers	Price Range	Average	Top	Heifers	Price Range	Average	Top
<b>700-799</b>	212.50-243.00	224.93	243.00	<b>700-799</b>	172.50-217.00	203.94	217.00
<b>600-699</b>	232.50-286.50	254.63	286.50	<b>600-699</b>	190.00-225.00	212.38	225.00
<b>500-599</b>	240.00-305.00	283.22	305.00	<b>500-599</b>	191.00-243.00	220.61	262.00
<b>400-499</b>	265.00-327.50	296.38	327.50	<b>400-499</b>	201.00-237.50	218.48	237.50
<b>399-</b>	205.00-290.00	248.21	305.00	<b>300-399</b>			

### WEEKLY LIVE CATTLE EXPORTS-ONTARIO

	Week ending Dec 10, 2022	Week ending Dec 3, 2022	Year to Date
Total live slaughter cattle exported through Ontario ports to the U.S.	<b>2,045</b>	<b>2,376</b>	<b>89,557</b>
Steers & Heifers & Cows	1,926	2,194	83,796
Bulls	119	182	5,761

### MONTHLY LIVE CATTLE EXPORTS TO THE U.S. FROM ONTARIO (Canfax/Stats Canada)

	November 2022	2022 - YTD	November 2021- YTD	% change from 2021- YTD
<b>Steers</b>	1,096	4,738	7,794	-39%
<b>Heifers</b>	2,187	15,651	17,039	-8%
<b>Cows</b>	3,147	34,096	44,748	-24%
<b>Bulls</b>	51	313	354	-12%
<b>Feeders</b>	70	2,965	222	+1236%
<b>Total</b>	<b>6,551</b>	<b>57,763</b>	<b>70,157</b>	<b>-18%</b>



### CANADIAN- FEDERALLY INSPECTED PROCESSING-Canfax/CBGA

	Week Ending Dec 24, 2022	# of hd change from week ago	YTD	% Change (Week Ago)	% Change (Year Ago)
<b>Grand Total</b>	51,710	-12,185	3,231,695	-19%	+1%
<b>Western Processing</b>	39,570	-10,131	2,557,663	-20%	+1%
<b>Eastern Processing</b>	12,140	-2,054	674,032	-14%	+0%

**ONTARIO- FEDERALLY INSPECTED PROCESSING-Canfax/CBGA**

	<i>Week Ending Dec 17, 2022</i>	<i># of hd change from week ago</i>	<i>YTD</i>	<i>% Change (Week Ago)</i>	<i>% Change (Year Ago)</i>
<b>Grand Total</b>	10,586	-2,022	603,482	-16%	0%

**AVERAGE CARCASS WEIGHTS – CANADA-Canfax/CBGA**

	<i>Steers</i>	<i>Heifers</i>
<b>Dec 24, 2022</b>	939	829
<b>Dec 17, 2022</b>	956	834
<b>Dec 25, 2021</b>	931	838

**AVERAGE CARCASS WEIGHTS – ONTARIO-Canfax/CBGA**

	<i>Steers</i>	<i>Heifers</i>
<b>Dec 24, 2022</b>	975	862
<b>Dec 17, 2022</b>	976	848
<b>Dec 25, 2021</b>	945	837

**USDA ESTIMATED CATTLE PROCESSING VOLUME**

	<i>Week Ending January 7, 2023</i>	<i>Previous Week</i>	<i>Year Ago</i>
<b>Grand Total</b>	563,000	547,000	619,000

**ALBERTA DIRECT TRADE**

Alberta's direct trade: for the week ending Jan 5, 2023

<b>Steers</b>	<b>Live FOB</b>	183.00-190.50	<b>Rail FOB</b>	308.50
<b>Heifers</b>	<b>Live FOB</b>	183.25-190.50	<b>Rail FOB</b>	308.50

**U.S. TRADE (U.S. funds)**

The U.S. cash cattle trade: for the week ending Jan 5, 2023

Choice and Select Steers and Heifers:	<b>Live</b>	153.00-162.00
	<b>Rail</b>	248.00-254.00

**U.S. BOXED BEEF CUT-OUT VALUES (U.S. funds)**

	<i>Choice 600-900</i>	<i>Select 600-900</i>
<b>Current Five Day Average</b>	282.47	253.92

**BEEF EXPORTS – CANADA (AAFC)**

	<i>United States</i>	<i>Change from last year YTD</i>	<i>Mexico</i>	<i>Change from last year YTD</i>
	<i>Jan 1- Oct 31/2022</i>		<i>Jan 1- Oct 31/2022</i>	
<b>Total</b>	298,758 tonnes	0% or -91 tonnes	21,863 tonnes	+11% or + 2,173 tonnes
	<i>Japan</i>	<i>Change from last year YTD</i>	<i>South Korea</i>	<i>Change from last year YTD</i>
	<i>Jan 1- Oct 31/2022</i>		<i>Jan 1- Oct 31/2022</i>	
<b>Total</b>	58,974 tonnes	+15% or + 7,812 tonnes	15,957 tonnes	+65% or + 6,280 tonnes

**LIVE CATTLE – CANADA (AAFC)**

<i>IMPORTS</i>			<i>EXPORTS</i>		
<i>Import % change from 2020 YTD</i>			<i>Export % change from 2021 YTD</i>		
<i>Jan 1- Oct 31/2022</i>			<i>Jan 1- Dec 10/22</i>		
Pure bred	11,059	-24%	Slaughter steers & heifers & cows	470,756	+10%
Non-pure bred	228,632	-34%	Feeder cattle & calves	193,933	+47%
			Bulls	41,195	+16%

### **BEEF PRODUCTION – CANADA (AAFC)**

	<i>Jan 1 – Dec 17/22</i>	<i>Last Year Same Time</i>	<i>% Change</i>
Fed	1,106,049 tonnes	1,097,265 tonnes	+1%
Non-fed	155,380 tonnes	150,332 tonnes	+3%

### **BEEF IMPORTS – CANADA (AAFC)**

	<i>Jan 1 – Dec 17/22</i>	<i>Last Year Same Time</i>	<i>% Change</i>
United States	97,957 tonnes	99,432 tonnes	-1%
Non-CUSMA	30,538 tonnes	30,752 tonnes	-1%
EU-27 (beef/veal total)	14,053 tonnes	15,335 tonnes	-8%
Total	154,698 tonnes	158,509 tonnes	-2%

### **CHICAGO MERCANTILE EXCHANGE**

Closing quotes on futures **today** were as follows:

<b>Live Cattle</b>			<b>Feeder Cattle</b>			<b>Corn</b>		
<b>Feb</b>	156.77	-0.57	<b>Jan</b>	182.70	-1.10	<b>Mar</b>	6.540	+1.2
<b>Apr</b>	160.67	-0.60	<b>Mar</b>	185.65	-0.90	<b>May</b>	6.540	+1.4
<b>Jun</b>	156.55	-0.72	<b>Apr</b>	189.82	-0.70	<b>Jul</b>	6.482	+1.4
<b>Aug</b>	156.52	-0.52	<b>May</b>	193.52	-0.70	<b>Sep</b>	6.062	+0.0
<b>Oct</b>	160.77	-0.45	<b>Aug</b>	204.12	-0.37	<b>Dec</b>	5.901	-0.2
<b>Dec</b>	164.22	-0.42	<b>Sep</b>	206.40	-0.22	<b>Mar</b>	5.992	+0.2
<b>Soybeans</b>			<b>Soft Red Winter Wheat</b>			<b>Canadian \$</b>		
<b>Jan</b>	15.014	+34.6	<b>Mar</b>	7.434	-3.2	<b>Spot</b>	74.43	+0.72
<b>Mar</b>	14.924	+21.6	<b>May</b>	7.514	-3.2	<b>Mar</b>	74.47	+0.73
<b>May</b>	14.984	+21.0	<b>Jul</b>	7.562	-3.0	<b>Jun</b>	74.55	+0.72
<b>Jul</b>	15.016	+20.6	<b>Sep</b>	7.640	-2.2	<b>Sep</b>	74.63	+0.70
<b>Aug</b>	14.782	+19.0	<b>Dec</b>	7.770	-1.6	<b>Dec</b>	74.71	+0.68
<b>Sep</b>	14.250	+15.2	<b>Mar</b>	7.840	-1.2	<b>Mar</b>	74.77	+0.65

Beef Farmers of Ontario, 130 Malcolm Road, Guelph, ON N1K 1B1 Phone: (519) 824-0334 Fax: (519) 824-9101 or email: [markets@ontariobeef.com](mailto:markets@ontariobeef.com)

### **OBCFPP LICENCE CHANGES**

#### **No longer licenced: Livestock Dealer**

University of Guelph Meat Laboratory (Abattoir), University of Guelph Animal Biosciences Building 70, 50 Stone Road E  
Guelph, ON N1G 2W1

### **ONTARIO STOCKER & FEEDER TRADE SPECIAL SALES**

Jan 11/23 11:00 am	Kawartha Lakes Community Sales Barn	KLC Special Stocker Sale
Jan 27/23 11:00 am	Community Livestock Exchange	Quinte Cattlemen's 100% Vacc Stocker Sale

### **Comments for the week ending January 5, 2023**

Receipts for fed cattle this week were up 46 head from last year at this time following a very light trade last week due to the holiday season. 365 fed cattle sold through auction markets this week up 314 from the previous week on strong demand. Fed steers ranged from \$184.34-\$197.13 averaging \$192.38 compared to \$190.11 the week prior to the holidays which is up \$2.27 on average and \$21.01 stronger than this time last year. Fed heifers ranged from \$179.60-\$193.56 averaging \$187.71 down \$0.72 from pre-holiday levels and \$17.96 higher than this time last year. Auction markets reported trade as active with prices fully steady to \$2.00-\$3.00 cwt higher.

The Ontario railgrade market over the holidays was too light to establish a price report but the market tone was steady at \$320.00 dressed for steers and \$319.00 for heifers. This week, packers were bidding steady to start the week but sellers were not showing any interest. By Wednesday, sales were reported at \$323.00 dressed for steers and \$322.00 for heifers, up \$3.00 on average with delivery for the week of January 9<sup>th</sup>. Reports of some cattle going to the U.S. were also noted.

Larger volumes of fed/cull cows sold this week through auction markets at 2,714 head, up 1,423 from last week's light trade, and 130 more than this time last year. Cows ranged from \$72.01-\$104.10 cwt, averaging \$86.01 up \$7.38 from the previous week and \$20.41 stronger than year ago prices. Auction markets reported trade as steady to stronger on strong demand, with prices fully steady to higher. 250 head of this week's offering were beef cows, averaging \$88.29 which is down \$3.84 from last week's weighted average price on just 61 beef cows.

Volumes of stocker and feeder cattle were very limited this week due to the holidays with just 1,221 head sold through auction markets which is actually up 467 from the previous week but 49 more than the same week last year. Auction markets reported light runs with prices steady and strong. Actual average prices on the categories with enough volume to report pricing saw steers 400-500 lbs up \$3.05 on average, 500-600 lbs were down \$46.94, 600-700 lbs down \$44.23, 700-800 lbs down \$27.99, 900-1000 lbs up \$12.89 and steers 1000 lbs plus averaged \$5.32 easier than last week noting exceptionally light volumes reported the week prior. On the heifers, 400-500 weights averaged \$11.97 below the previous week on average, 500-600 lbs were down \$16.32, 600-700 lbs down \$31.66 and heifers 900 lbs plus averaged \$6.35 stronger than the previous week.

The Quebec electronic market this week was reported from \$321.00-\$321.25 dressed on a picked-up basis but a change from last week was not available as there was no new trade reported last week.

Alberta direct trade for the week ending December 31st was light on a limited volume offering. Canfax reported sales at \$309.00 cwt delivered on a dressed basis, up \$2.00-\$3.00 cwt from the previous week's trade but not enough cattle sold to establish a price report. Delivery of the cattle sold was reported for the second half of January/early February delivery. This week a light trade developed on Wednesday and Thursday at \$310.00 cwt delivered on a dressed basis, up \$1.00 cwt from the previous week. Canfax notes: "Live sales were around 183.00 FOB the feedlot. Cattle that traded this week were being scheduled for late January delivery. Light volumes of Alberta cattle traded to the US. Depending on freight and dressing percentage sales to the US were working back to around 190.00 FOB the feedlot. Sales to the US were at a 7.00 live premium over local deals. Cattle that traded to the US would be picked up next week."

The U.S. cash cattle trade the week December 30th was light with most business taking place on Thursday and Friday. Deals in the south were mainly \$157.00 live, \$1.00 cwt higher than the previous week. In the north dressed deals ranged from \$248.00-\$255.00 while live sales from ranged \$158.00-\$160.00, mainly \$158.00. Overall prices for the week, reported by the USDA Mandatory Price report saw live steers average \$157.81 up \$1.55 cwt with heifers averaging \$157.64 up \$1.53 from the previous week. Dressed steers averaged \$251.44 up \$2.74 with heifers averaging \$251.20 up \$2.27.

This week the U.S. cash cattle trade was basically at a standstill until Thursday morning, with business in the south fully steady to last week at \$157.00 live. A few deals in the north were noted at \$159.00-\$159.50 live, up \$1.00 cwt with dressed deals ranging from \$248.00-\$254.00, mainly \$252.00 up \$0.50-\$1.00 cwt from the week before. Today a light trade has surfaced in parts of the north at \$252.00 dressed, fully steady to Thursday with a couple of live deals at \$157.00 down \$1.00. Asking prices are currently sitting at \$158.00 plus live in the south and \$254.00 plus dressed in the north but it appears the bulk of trade is completed.