



Weekly Market Information Report for the week ending Thursday, January 12, 2023

The following information is collected from various sources and disseminated by Beef Farmers of Ontario.

ONTARIO DIRECT TO PACKER RAILGRADE CATTLE TRADE

Prices are on a carcass weight basis before grade and weight discounts. Weekly Range:

A Grade Steers	326.00
A Grade Heifers	325.00

ONTARIO LIVE CATTLE TRADE

Ontario auction sales this week saw weighted average price ranges for:

FED CATTLE	Volume	Price Range	Average	Top	Last Week Avg
Large Frame Steers +1250	85	172.89-194.16	187.80	212.00	191.99
Medium Frame Steers +1250	99	182.56-199.06	189.83	216.00	192.51
Large & Medium Frame Steers +1250	184	177.55-196.63	189.22	216.00	192.38
Large Frame Heifers +1000	66	167.23-195.69	185.81	214.00	187.84
Medium Frame Heifers +1000	120	179.99-194.23	187.24	227.00	187.74
Large & Medium Frame Heifers +1000	186	175.07-195.48	186.60	227.00	187.71
Fed steers, Dairy & Dairy Cross +1250	63	142.79-175.75	159.21	195.00	163.19
Fed heifers, Dairy & Dairy Cross +1000	96	104.32-158.57	134.87	193.50	140.56
Cows - All Weights	3,170	72.35-102.75	86.66	178.00	86.01
Bulls - All Weights	105	98.79-136.28	118.95	175.00	115.18

STOCKERS - Large and Medium Frame

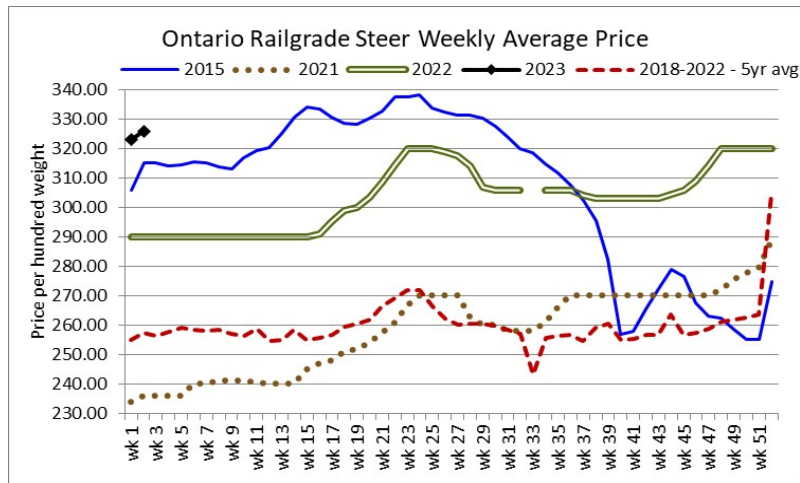
STEERS	Volume	Price Range	Average	Top	Last Week Avg
1000+	432	215.12-254.06	235.21	266.50	239.94
900-999	204	232.44-260.55	246.50	269.50	253.21
800-899	152	214.56-258.44	245.09	282.00	211.51
700-799	177	229.73-275.87	258.83	295.00	215.88
600-699	339	216.66-291.56	260.35	328.25	237.16
500-599	256	206.69-297.14	257.92	325.00	259.38
400-499	116	209.31-291.73	247.40	320.00	264.32
-399	48	235.88-293.13	267.60	380.00	248.43

STOCKERS - Large and Medium Frame

HEIFERS	Volume	Price Range	Average	Top	Last Week Avg
+900	301	190.98-212.51	201.91	222.25	189.55
800-899	74	171.58-204.87	190.68	218.00	159.43
700-799	112	153.24-200.30	187.05	226.50	189.26
600-699	272	185.09-231.99	216.85	247.50	192.96
500-599	285	176.45-223.82	204.34	250.99	196.74
400-499	150	176.33-228.20	204.67	315.00	203.10
300-399	66	172.98-231.58	207.83	295.00	185.84
-299	6	80.83-162.50	121.67	200.00	195.71

At Kawartha Lakes Community Sale Barn: January 7, 2023 – 237 cows, 7 bulls, 52 veal, 3 fed cattle, 10 stockers

	Price Range	Avg.	Top
Cows	75.00-109.00	86.65	138.00
Bulls under 1600 lbs	87.50-102.00	94.98	102.00
Bulls over 1600 lbs	87.00-135.00	109.45	135.00



Denfield Livestock Exchange Inc., January 10, 2023: 159 Fed Cattle, 14 Veal, 171 Cows, 14 Bulls

	Price Range	Average	Top
Large & Medium Frame Fed Steers +1250 lbs	180.00-198.00	190.97	216.00
Large & Medium Frame Fed Heifers +1000 lbs	187.00-197.75	193.85	227.00
Cows	70.00-100.50	84.28	134.00
Veal calves 600 lbs +	198.00-205.00	201.82	205.00

At Aylmer Stockyards Inc.: January 11, 2023 – 31 veal, 353 Cows, 39 fed cattle, 24 stockers, 3 bulls

	Price Range	Average	Top
Fed Heifers, dairy & dairy cross 1000+ lbs	84.99-165.50	136.29	165.50
Cows	55.00-118.99	89.40	138.99
Veal 600+ lbs	150.00-229.99	189.79	229.99

ONTARIO STOCKER & FEEDER TRADE

Stocker sale at Brussels Livestock: January 6, 2023– 949 Stockers

Steers	Price Range	Average	Top	Heifers	Price Range	Average	Top
1000+	218.50-251.00	236.53	266.50	900+	200.00-217.50	207.63	222.25
900-999	239.00-264.00	253.33	264.00	800-899	200.00-217.00	212.93	218.00
800-899	238.00-273.25	262.67	275.00	700-799	201.00-226.50	217.09	226.50
700-799	270.50-295.00	280.91	295.00	600-699	210.00-246.00	236.76	246.00
600-699	290.00-328.25	305.39	328.25	500-599	187.50-236.00	210.99	245.50
500-599	208.00-307.00	270.03	325.00	400-499	180.00-243.00	215.46	243.00
400-499	205.00-320.00	265.06	320.00	300-399	195.00-198.00	195.75	198.00
399-	240.00-325.00	308.00	325.00				

Stocker sale at: Community Livestock Exchange: January 10, 2023 – 191 Stockers

Steers	Price Range	Average	Top	Heifers	Price Range	Average	Top
800-899	142.50-231.00	202.99	231.00	700-799	110.00-192.99	168.99	192.99
700-799	127.49-239.00	195.30	239.00	600-699	139.99-210.99	175.29	210.99
600-699	139.99-254.99	234.10	254.99	500-599	144.99-217.49	192.39	217.49
500-599	172.50-310.00	246.89	310.00	400-499	135.00-245.00	179.69	245.00
400-499	135.00-302.49	219.89	302.49				

Stocker sale at: Renfrew Pontiac Livestock: January 10, 2023 – 216 Stockers

Steers	Price Range	Average	Top	Heifers	Price Range	Average	Top
800-899	170.99-252.99	237.09	252.99	700-799	132.49-217.49	20.00	217.49
700-799	156.00-275.00	256.89	275.00	600-699	142.50-237.99	222.99	237.99
600-699	182.49-320.00	275.59	320.00	500-599	160.00-250.99	225.49	250.99
500-599	164.99-320.00	263.60	320.00				

Stocker sale at **Ontario Livestock Exchange, January 11, 2023 – 444** stockers

Steers	Price Range	Average	Top	Heifers	Price Range	Average	Top
1000+	220.00-259.00	238.60	259.00	900+	203.00-210.00	207.20	210.00
900-999	249.00-269.50	256.65	269.50	600-699	237.00-247.50	240.50	247.50
800-899	269.00-282.00	276.17	282.00				
700-799	264.00-292.00	281.11	292.00				
600-699	306.00-310.00	307.33	310.00				

Stocker sale at **Ontario Livestock Exchange: January 12, 2023 – 315** Stockers

Steers	Price Range	Average	Top	Heifers	Price Range	Average	Top
1000+	163.00-211.00	191.11	211.00	900+	145.00-200.00	185.68	200.00
900-999	170.00-230.00	190.38	230.00	800-899	152.50-192.50	172.14	205.00
800-899	160.00-225.00	201.67	225.00	700-799	127.50-170.00	154.38	190.00
700-799	215.00-275.00	257.50	275.00	600-699	180.00-227.50	197.50	227.50
600-699	175.00-290.00	220.39	290.00	500-599	180.00-195.00	189.13	215.00
500-599	180.00-305.00	230.44	310.00	400-499	180.00-235.00	205.75	315.00
400-499	215.00-285.00	235.71	285.00	300-399	165.00-237.50	207.78	295.00
399-	225.00-290.00	257.50	300.00				

Stocker sale at **Ontario Stockyards Inc: January 12, 2023 – 575** Stockers

Steers	Price Range	Average	Top	Heifers	Price Range	Average	Top
800-899	212.50-240.00	224.90	265.00	800-899	170.00-215.00	193.33	215.00
700-799	230.00-265.00	248.84	265.00	700-799	170.00-192.50	188.44	202.50
600-699	225.00-294.00	263.32	294.00	600-699	205.00-229.00	216.98	229.00
500-599	222.50-308.00	273.43	308.00	500-599	180.00-222.00	204.50	238.00
400-499	220.00-287.00	251.48	307.50	400-499	200.00-247.50	231.35	247.50
399-	249.00-290.00	268.00	290.00	300-399	132.50-232.00	186.47	245.00

ONTARIO STOCKER & FEEDER TRADE SPECIAL STOCKER SALES

Stocker sale at **Kawartha Lakes Community Sales Barn, January 11, 2023– 197** stockers

Steers	Price Range	Average	Top	Heifers	Price Range	Average	Top
1000+	137.50-227.00	205.87	227.00	800-899	127.50-190.00	169.21	190.00
900-999	147.50-225.00	207.71	225.00	700-799	140.00-198.00	170.97	198.00
800-899	165.00-237.50	225.61	237.50	600-699	180.00-225.00	206.93	225.00
700-799	170.00-250.00	227.12	250.00	500-599	197.50-230.00	208.89	230.00
600-699	205.00-270.00	233.81	270.00	400-499	185.00-216.00	211.78	216.00
500-599	233.00-270.00	248.08	270.00	300-399	209.00-262.00	255.81	262.00
400-499	232.50-295.00	259.29	295.00				
399-	270.00-290.00	282.13	290.00				

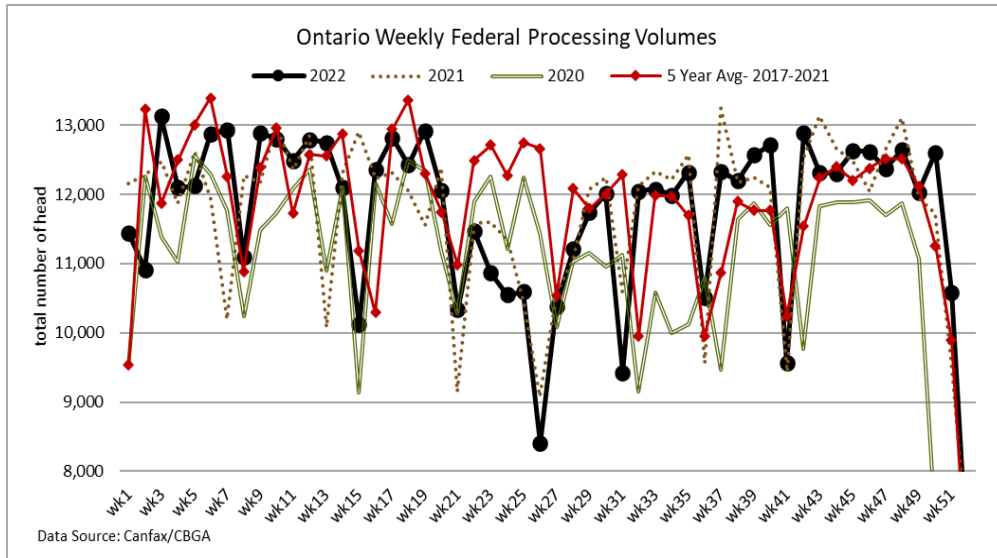
Cattle sold actively on a steady market

WEEKLY LIVE CATTLE EXPORTS-ONTARIO

	Week ending Dec 24, 2022	Week ending Dec 17, 2022	Year to Date
Total live slaughter cattle exported through Ontario ports to the U.S.	2,412	2,217	94,186
Steers & Heifers & Cows	2,327	2,106	88,229
Bulls	85	111	5,957

CANADIAN- FEDERALLY INSPECTED PROCESSING-Canfax/CBGA (holiday season) 2022

	Week Ending Dec 31, 2022	# of hd change from week ago	YTD	% Change (Week Ago)	% Change (Year Ago)
Grand Total	47,431	-4,279	3,279,126	-8%	+1%
Western Processing	39,946	+376	2,597,609	+1%	+1%
Eastern Processing	7,485	-4,655	681,517	-38%	+0%



CANADIAN- FEDERALLY INSPECTED PROCESSING-Canfax/CBGA 2023

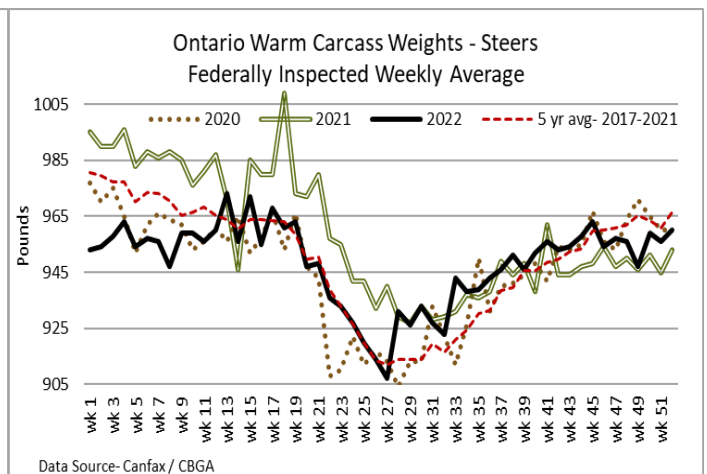
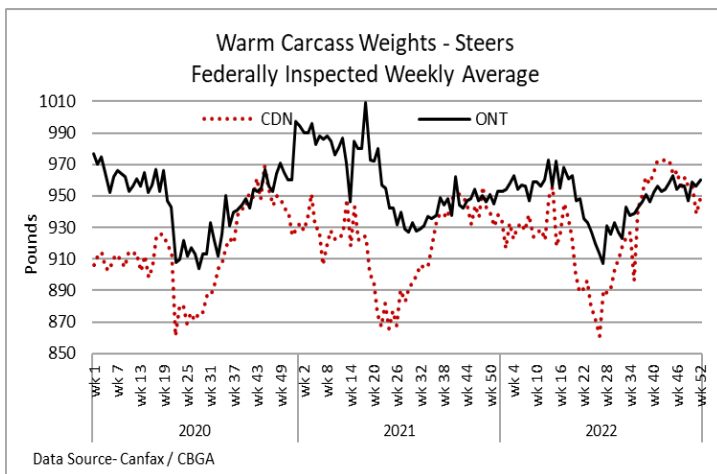
	Week Ending Jan 7, 2023	# of hd change from week ago	YTD	% Change (Week Ago)	% Change (Year Ago)
Grand Total	61,356	+13,925	61,356	+29%	+8%
Western Processing	49,068	+9,122	49,068	+23%	+10%
Eastern Processing	12,288	+4,803	12,288	+64%	-1%

ONTARIO- FEDERALLY INSPECTED PROCESSING-Canfax/CBGA (holiday season)

	Week Ending Dec 31, 2022	# of hd change from week ago	YTD	% Change (Week Ago)	% Change (Year Ago)
Grand Total	6,567	-4,019	610,049	-38%	0%

ONTARIO- FEDERALLY INSPECTED PROCESSING-Canfax/CBGA 2023

	Week Ending Jan 7, 2023	# of hd change from week ago	YTD	% Change (Week Ago)	% Change (Year Ago)
Grand Total	11,188	+4,621	11,188	+70.4%	-2.2%



AVERAGE CARCASS WEIGHTS – CANADA-Canfax/CBGA

	Steers	Heifers
Jan 7, 2023	937	821
Dec 31, 2022	949	832
Jan 8, 2022	934	845

AVERAGE CARCASS WEIGHTS – ONTARIO-Canfax/CBGA

	Steers	Heifers
Dec 31, 2022	976	864
Dec 24, 2022	967	868
Jan 1, 2022	958	861

USDA ESTIMATED CATTLE PROCESSING VOLUME

	Week Ending January 14, 2023	Previous Week	Year Ago
Grand Total	661,000	563,000	618,000

ALBERTA DIRECT TRADE

Alberta's direct trade: for the week ending Jan 12, 2023

Steers	Live FOB	N/T	Rail FOB	310.50-311.00
Heifers	Live FOB	N/T	Rail FOB	N/T

U.S. TRADE (U.S. funds)

The U.S. cash cattle trade: for the week ending Jan 12, 2023

Choice and Select Steers and Heifers:	Live	155.00-159.00
	Rail	248.00-254.00

U.S. BOXED BEEF CUT-OUT VALUES (U.S. funds)

	Choice 600-900	Select 600-900
Current Five Day Average	282.37	258.48

BEEF EXPORTS – CANADA (AAFC)

	United States	<i>Change from last year YTD</i>	Mexico	<i>Change from last year YTD</i>
	<i>Jan 1- Nov 30/2022</i>		<i>Jan 1- Nov 30/2022</i>	
Total	329,809 tonnes	0% or +322 tonnes	24,281 tonnes	+13% or + 2,723 tonnes
	Japan	<i>Change from last year YTD</i>	South Korea	<i>Change from last year YTD</i>
	<i>Jan 1- Nov 30/2022</i>		<i>Jan 1- Nov 30/2022</i>	
Total	62,380 tonnes	+13% or +6,980 tonnes	17,738 tonnes	+54% or + 6,218 tonnes

LIVE CATTLE – CANADA (AAFC)

IMPORTS	<i>Import % change from 2020 YTD</i>		EXPORTS	<i>Export % change from 2021 YTD</i>	
<i>Jan 1- Nov 30/2022</i>			<i>Jan 1- Dec 24/22</i>		
Pure bred	12,295	-19%	Slaughter steers & heifers & cows	491,063	+10%
Non-pure bred	270,885	-27%	Feeder cattle & calves	196,846	+38%
			Bulls	42,326	+16%

BEEF PRODUCTION – CANADA (AAFC)

	<i>Jan 1 – Dec 31/22</i>	<i>Last Year Same Time</i>	<i>% Change</i>
Fed	1,138,582 tonnes	1,130,296 tonnes	+1%
Non-fed	161,864 tonnes	155,864 tonnes	+4%

BEEF IMPORTS – CANADA (AAFC)

	<i>Jan 1 – Dec 31/22</i>	<i>Last Year Same Time</i>	<i>% Change</i>
United States	107,833 tonnes	102,629 tonnes	+5%
Non-CUSMA	32,765 tonnes	31,613 tonnes	+4%
EU-27 (beef/veal total)	17,308 tonnes	16,019 tonnes	+8%
Total	171,317 tonnes	163,494 tonnes	+5%

CHICAGO MERCANTILE EXCHANGE

Closing quotes on futures **today** were as follows:

Live Cattle			Feeder Cattle			Corn		
Feb	157.72	+0.17	Jan	181.25	-0.87	Mar	6.754	+4.0
Apr	160.90	-0.02	Mar	182.87	-1.40	May	6.736	+4.2
Jun	157.07	+0.15	Apr	187.05	-1.35	Jul	6.636	+2.2
Aug	157.40	+0.40	May	191.07	-1.27	Sep	6.142	+1.2
Oct	161.80	+0.20	Aug	204.02	-0.87	Dec	5.984	+2.4
Dec	165.42	+0.32	Sep	206.45	-0.70	Mar	6.052	+2.2
Soybeans			Soft Red Winter Wheat			Canadian \$		
Jan	15.382	+8.6	Mar	7.436	+1.0	Spot	74.68	-0.18
Mar	15.276	+9.2	May	7.520	+1.2	Mar	74.71	-0.19
May	15.272	+8.0	Jul	7.536	-0.4	Jun	74.80	-0.18
Jul	15.250	+6.4	Sep	7.606	-1.2	Sep	74.89	-0.17
Aug	14.896	+3.0	Dec	7.746	-1.0	Dec	74.99	-0.15
Sep	14.252	-0.2	Mar	7.840	-0.2	Mar	75.07	-0.13

Beef Farmers of Ontario, 130 Malcolm Road, Guelph, ON N1K 1B1 Phone: (519) 824-0334 Fax: (519) 824-9101 or email: markets@ontariobeef.com

ONTARIO STOCKER & FEEDER TRADE SPECIAL SALES

Jan 27/23 11:00 am	Community Livestock Exchange	Quinte Cattlemen's 100% Vacc Stocker Sale.
Feb 8 11:00 am	Kawartha Lakes Community Sales Barn	Peterborough/Victoria Counties Stocker Sale

Comments for the week ending January 12, 2023

370 fed steers and heifers sold through auction markets this week, fully steady to the week before and 24 more than this time last year. Fed steers ranged from \$177.55-\$196.63 with a weekly weighted average price of \$189.22 down \$3.16 cwt on average but \$20.02 stronger than year ago prices. Fed heifers sold from \$175.04-\$195.48 averaging \$186.60 down \$1.11 from last week but \$23.77 above last year at this time. The bottom end of the ranges this week are down around \$4.00-\$7.00 cwt indicating a wider range of quality. Auction markets reported active trading with good demand and prices fully steady to stronger, up to \$3.00 cwt higher in spots. Trade ended the week actively at firm prices with fancy cattle bringing premiums.

The Ontario railgrade market continued to trend higher this week with prices reported at mainly \$326.00 dressed for steers and \$325.00 for heifers with delivery reported the week of January 16th. A couple of lots of steers were noted from \$327.00-\$329.00 on very limited volumes, but majority were at \$326.00. All packers were reported as active this week. This week's average price is \$3.00 cwt stronger than last week, however last year at this time there was not enough trade reported to establish a market price, however the week prior and after was \$290.00 cwt. So far this year, January prices are the highest recorded for the month of January, trading \$8.00-\$11.00 stronger than the previous January high set in 2015.

Federally inspected processing volumes for 2022 as of December 31, 2022 total 610,049 head up 0.3 percent from 2021 volumes. Steer volumes in 2022 were up 2.8 percent over 2021, heifers down 9.7 percent and cow processing volumes were down 0.05 percent from 2021.

Much larger numbers of fed/cull cows came to market this week totaling 3,170 head sold through auction markets, up 456 head from the previous week and 305 more than the same time last year. Cows sold from \$72.35-\$102.75 averaging \$86.66 up \$0.65 week over week and \$20.77 higher than year ago prices. Auction markets reported a strong demand with active trading and prices steady to stronger across the board, with one market noting prices \$5.00-\$6.00 cwt higher. Trade ended the week holding steady. 467 beef cows traded this week up 217 head from last week averaging \$94.05 up \$5.76 from the previous week's weighted average beef cow price.

Volumes of stocker and feeder cattle were up 1,769 head from last week at 2,990 head, and fully steady to this time last year. Auction markets reported trade as strong and steady to fully steady right across the board. By week's end trade was steady with one market noting a very medium quality offering. Many categories last week were too light to establish a price therefore comparisons this week to last are not available. Actual average prices for steers 400-500 lbs were down \$16.92 from last week, 500-600 lbs down \$1.46, 600-700 lbs up \$23.19, 700-800 lbs up \$42.95, 900-1000 lbs were down \$6.71 and steers 1000 lbs plus averaged \$4.73 easier than last week. Heifers 400-500 lbs averaged \$1.57 stronger, 500-600 lbs were up \$7.60, 600-700 lbs up \$23.89, 800-900 lbs up \$31.25 and heifers 900 lbs and over averaged \$12.36 higher than last week's weighted average prices.

The Quebec electronic market this week was reported at \$328.50 dressed on a picked-up basis up, \$7.42 cwt from last week on average.

Alberta direct trade saw a light trade this week at \$312.00-\$312.50 cwt delivered on a dressed basis notes Canfax, mainly \$312.00 up \$2.00 from last week's sales with delivery early February. Canfax reports: "Competition on the cash market remains decent with both major packers buying cattle. US packer interest has been quiet so far this week. A lot of the cattle being marketed right now have break-evens on either side of \$200.00/cwt (live basis). Fed prices are currently in the mid \$180.00's/cwt (live basis) suggesting feedlot losses are around \$225.00/head. For early January fed prices are right in line with 2015. Over the past couple of weeks Alberta fed prices have been trading at a 27.00 discount against the US market. For the first half of January this is the weakest basis on record."

The U.S. cash cattle trade the week January 6th was fully steady on a live basis and up \$0.50-\$1.00 cwt on the rail. In the south live trade was reported from \$155.00-\$157.00, mainly \$157.00 cwt. In the north some light live trade was anywhere from \$156.00-\$159.50 which is steady while dressed deals ranged from \$248.00-\$256.00. Overall average prices for the week, reported by the USDA Mandatory Price Report saw live steers and heifers average \$157.74, down \$0.07 for steers and up \$0.10 on heifers. On a dressed basis steers and heifers both averaged \$252.05 up \$0.61 on the steers and \$0.85 higher for heifers.

Early this week the U.S. cash cattle trade was very quiet with limited packer interest noted. Wednesday, just saw a handful of cattle trade in Iowa and a couple in Nebraska at \$252.00-\$254.00 dressed, steady to slightly stronger but not nearly enough sold to establish a market. On Thursday trade was light to moderate in the north while the south was very light in volume. Business in the north was reported from \$156.00-\$159.00 live, mainly \$157.00-\$158.00 with dressed deals from \$248.00-\$254.00, most \$252.00 which is steady, while the south was \$1.00 easier at \$156.00 live. Today a light trade in the south surfaced at \$156.00 live down \$1.00 on average from last week with business in the north at \$156.00 live and \$250.00-\$253.00 dressed, mainly \$250.00 down \$2.00 cwt from last week. Asking prices are reported at \$158.00-\$159.00 live in the south and \$253.00 plus dressed in the north. For the most part the bulk of trade is completed.