



## Weekly Market Information Report for the week ending Thursday, January 26, 2023

The following information is collected from various sources and disseminated by Beef Farmers of Ontario.

### ONTARIO DIRECT TO PACKER RAILGRADE CATTLE TRADE

Prices are on a carcass weight basis before grade and weight discounts. Weekly Range:

A Grade Steers	328.00
A Grade Heifers	327.00-328.00

### ONTARIO LIVE CATTLE TRADE

Ontario auction sales this week saw weighted average price ranges for:

FED CATTLE	Volume	Price Range	Average	Top	Last Week Avg
Large Frame Steers +1250	78	187.89-202.04	196.37	206.00	191.82
Medium Frame Steers +1250	56	177.07-191.27	184.94	201.00	188.47
Large & Medium Frame Steers +1250	134	180.05-201.35	191.92	206.00	191.06
Large Frame Heifers +1000	83	180.93-198.14	191.67	224.00	187.03
Medium Frame Heifers +1000	112	183.71-196.98	191.45	207.00	185.25
Large & Medium Frame Heifers +1000	195	182.53-198.26	192.31	224.00	185.28
Fed steers, Dairy & Dairy Cross +1250	47	148.52-174.67	164.98	189.00	169.43
Fed heifers, Dairy & Dairy Cross +1000	107	115.14-164.67	141.09	192.00	130.82
Cows - All Weights	2,389	74.97-108.03	88.96	180.00	86.19
Bulls - All Weights	94	111.06-137.35	123.76	168.00	118.74

### STOCKERS - Large and Medium Frame

STEERS	Volume	Price Range	Average	Top	Last Week Avg
1000+	332	214.61-251.79	232.16	266.00	232.35
900-999	199	228.02-251.52	242.12	265.50	247.80
800-899	126	216.85-257.24	239.00	270.00	233.93
700-799	264	215.40-259.86	242.94	276.75	252.08
600-699	259	227.94-281.17	260.80	300.00	266.96
500-599	222	213.40-290.94	264.90	327.50	275.99
400-499	78	216.54-285.59	254.72	337.50	273.21
-399	38	214.47-295.89	258.01	495.00	225.97

### STOCKERS - Large and Medium Frame

HEIFERS	Volume	Price Range	Average	Top	Last Week Avg
+900	223	184.41-212.55	200.65	227.49	206.17
800-899	100	196.47-215.91	206.43	233.50	200.31
700-799	128	180.08-201.51	191.83	234.00	202.98
600-699	182	191.03-233.46	215.44	257.50	219.20
500-599	213	200.84-237.71	222.70	261.00	225.53
400-499	67	189.77-233.47	217.50	260.00	228.10
300-399	22	187.89-205.84	199.05	240.00	209.15
-299	4	194.75	194.75	225.00	N/T

At Kawartha Lakes Community Sale Barn: January 21, 2023 – 179 cows, 10 bulls, 16 veal, 3 fed cattle, 34 stockers

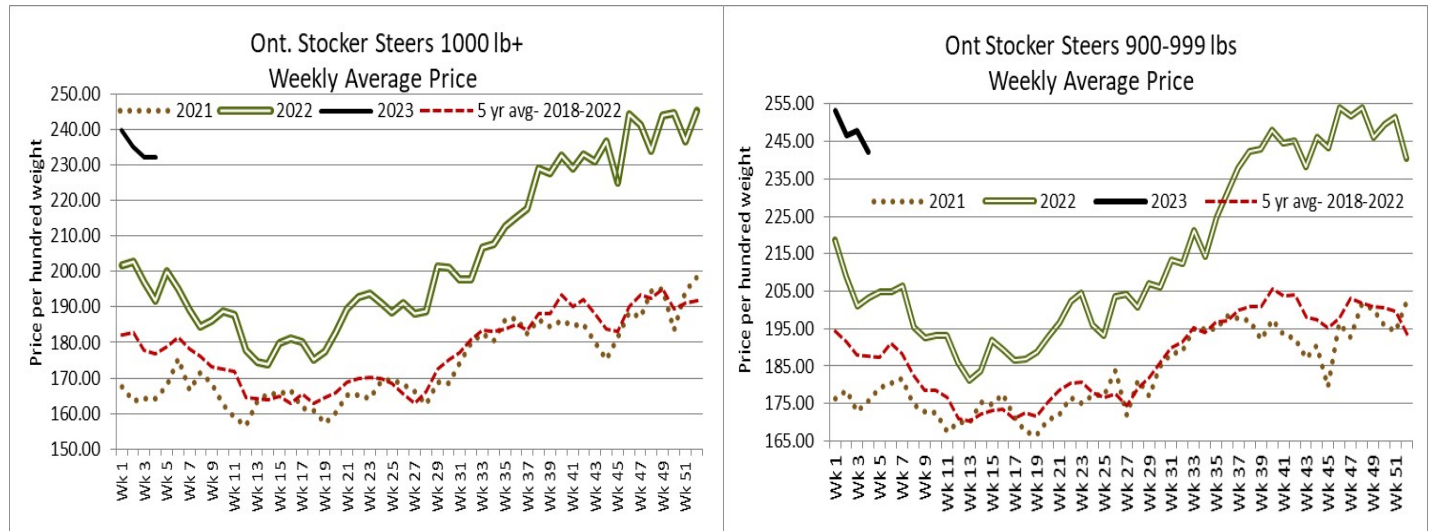
	Price Range	Avg.	Top
Cows	77.00-115.00	90.07	133.00
Bulls under 1600 lbs	91.00-129.00	116.68	129.00
Bulls over 1600 lbs	121.00-142.00	129.87	142.00
Veal 600 lbs +	85.71-210.00	132.92	210.00

**Denfield Livestock Exchange Inc., January 24, 2023: 210 Fed Cattle, 27 Veal, 87 Cows, 4 Bulls**

	Price Range	Average	Top
<b>Large &amp; Medium Frame Fed Steers +1250 lbs</b>	190.00-205.00	197.49	206.00
<b>Large &amp; Medium Frame Fed Heifers +1000 lbs</b>	191.50-200.00	195.75	207.00
<b>Cows</b>	63.00-94.50	82.32	120.00
<b>Veal calves 600 lbs +</b>	180.00-203.50	193.59	203.50

**At Aylmer Stockyards Inc.: January 25, 2023 – 12 veal, 316 Cows, 50 fed cattle, 81 stockers, 6 bulls**

	Price Range	Average	Top
<b>Fed Heifers, dairy &amp; dairy cross 1000+ lbs</b>	117.99-181.00	149.70	181.00
<b>Cows</b>	70.99-131.00	93.99	180.00
<b>Veal 600+ lbs</b>	175.00-210.00	195.39	210.00



**ONTARIO STOCKER & FEEDER TRADE**

**Stocker sale at Brussels Livestock: January 20, 2023– 904 Stockers**

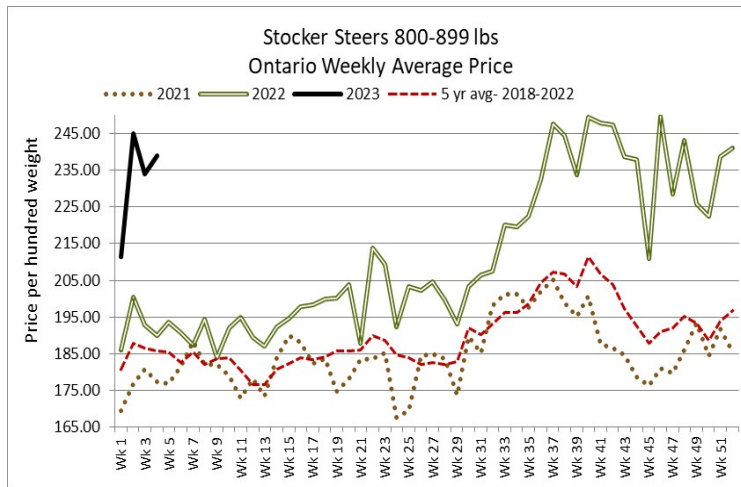
Steers	Price Range	Average	Top	Heifers	Price Range	Average	Top
<b>1000+</b>	207.50-245.50	226.32	252.50	<b>900+</b>	194.00-214.50	206.40	226.50
<b>900-999</b>	226.00-248.50	227.61	253.00	<b>800-899</b>	197.00-217.00	208.58	217.75
<b>800-899</b>	217.00-264.00	243.90	270.00	<b>700-799</b>	223.00-234.00	228.87	234.00
<b>700-799</b>	234.00-276.75	263.61	276.75	<b>600-699</b>	215.00-240.50	231.23	240.50
<b>600-699</b>	249.00-294.00	280.67	294.00	<b>500-599</b>	212.00-249.00	233.32	261.00
<b>500-599</b>	238.00-301.00	283.89	318.00	<b>400-499</b>	200.00-260.00	243.60	260.00
<b>400-499</b>	238.00-297.50	275.23	311.00	<b>300-399</b>	195.00-208.00	204.83	208.00
<b>399-</b>	150.00-337.00	250.44	337.00				

**Stocker sale at: Community Livestock Exchange: January 24, 2023 – 138 Stockers**

Steers	Price Range	Average	Top	Heifers	Price Range	Average	Top
<b>700-799</b>	161.00-220.00	188.99	220.00	<b>600-699</b>	130.00-220.00	184.80	220.00
<b>600-699</b>	175.00-260.00	226.10	260.00	<b>500-599</b>	144.99-225.00	201.20	225.00
<b>500-599</b>	150.00-295.00	238.49	295.00	<b>400-499</b>	139.99-235.00	185.00	235.00
<b>400-499</b>	200.00-314.99	257.79	314.99				

**Stocker sale at: Renfrew Pontiac Livestock: January 24, 2023 – 102 Stockers**

Steers	Price Range	Average	Top	Heifers	Price Range	Average	Top
<b>700-799</b>	202.49-254.99	239.29	254.99	<b>700-799</b>	187.50-210.00	201.29	210.00
<b>500-599</b>	187.50-270.00	250.30	270.00	<b>600-699</b>	164.99-222.50	203.69	222.50
				<b>500-599</b>	169.99-239.99	212.40	239.99



Stocker sale at **Ontario Livestock Exchange, January 25, 2023 – 269 stockers**

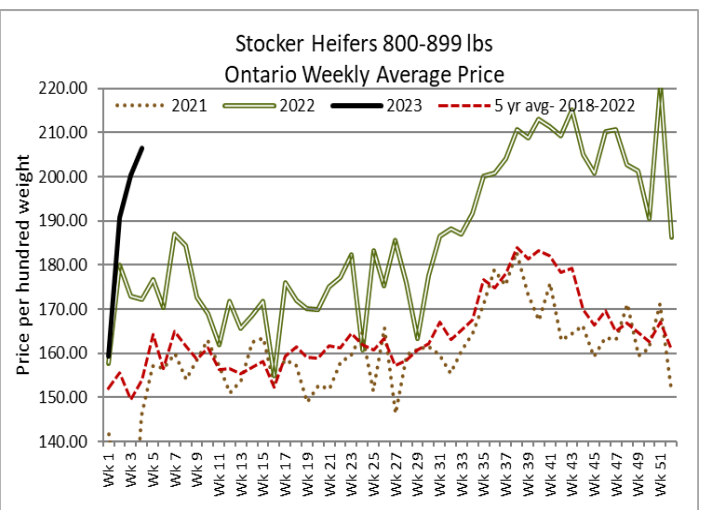
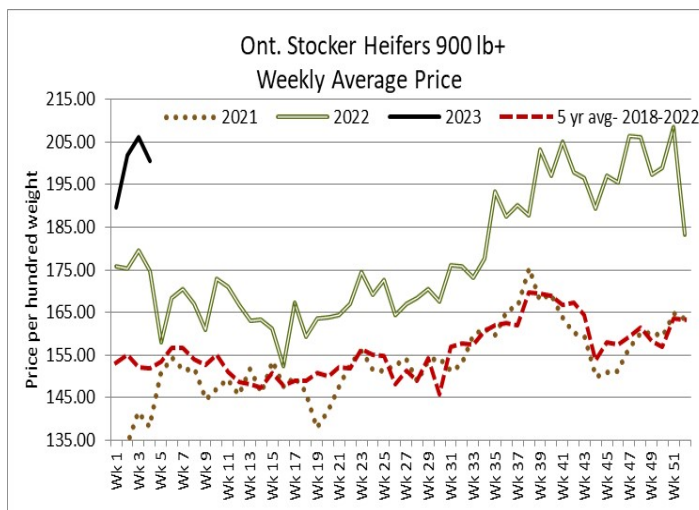
Steers	Price Range	Average	Top	Heifers	Price Range	Average	Top
1000+	232.00-266.00	245.75	266.00	900+	N/T		
900-999	248.00-265.50	259.93	265.50				

Stocker sale at **Vankleek Hill Livestock Exchange, January 25, 2023 – 205 stockers**

Steers	Price Range	Average	Top	Heifers	Price Range	Average	Top
800-899	202.50-254.00	225.71	254.00	700-799	190.00-212.50	199.68	212.50
700-799	210.00-255.00	232.03	265.00	600-699	180.00-242.50	197.65	242.50
600-699	205.00-270.00	240.23	277.50	500-599	200.00-250.00	213.93	250.00
500-599	230.00-270.00	249.71	270.00				
400-499	177.50-247.50	227.08	247.50				

Stocker sale at **Ontario Livestock Exchange: January 26, 2023 – 270 Stockers**

Steers	Price Range	Average	Top	Heifers	Price Range	Average	Top
700-799	222.50-268.00	254.23	268.00	800-899	217.00-233.50	224.67	233.50
600-699	230.00-300.00	276.88	300.00	700-799	165.00-200.00	190.94	200.00
500-599	195.00-327.50	278.89	327.50	600-699	195.00-257.50	238.54	257.50
400-499	220.00-305.00	255.00	337.50	500-599	215.00-247.50	238.83	247.50
399-	225.00-285.00	253.33	285.00				



Stocker sale at **Ontario Stockyards Inc: January 26, 2023 – 426** Stockers

<b>Steers</b>	<b>Price Range</b>	<b>Average</b>	<b>Top</b>	<b>Heifers</b>	<b>Price Range</b>	<b>Average</b>	<b>Top</b>
<b>1000+</b>	142.50-242.00	218.32	242.00	<b>900+</b>	186.00-200.00	193.91	200.00
<b>900-999</b>	200.00-246.00	233.77	246.00	<b>800-899</b>	160.00-200.00	181.43	200.00
<b>800-899</b>	234.00-260.00	248.43	260.00	<b>700-799</b>	190.00-202.50	197.32	202.50
<b>700-799</b>	210.00-255.00	236.95	255.00	<b>600-699</b>	200.00-225.00	216.58	230.00
<b>600-699</b>	237.50-296.00	271.27	300.00	<b>500-599</b>	225.00-234.00	228.51	235.00
<b>500-599</b>	240.00-300.00	279.48	300.00	<b>400-499</b>	205.00-245.00	234.18	245.00
<b>400-499</b>	260.00-317.50	287.71	317.50	<b>300-399</b>	195.00-240.00	223.13	240.00
<b>399-</b>	265.00-333.00	302.10	333.00				

#### **WEEKLY LIVE CATTLE EXPORTS-ONTARIO**

	<b>Week ending Dec 31, 2022</b>	<b>Week ending Dec 24, 2022</b>	<b>Year to Date</b>
Total live slaughter cattle exported through Ontario ports to the U.S.	<b>1,198</b>	<b>2,412</b>	<b>95,384</b>
Steers & Heifers & Cows	1,293	2,327	89,411
Bulls	16	85	5,973

#### **CANADIAN- FEDERALLY INSPECTED PROCESSING-Canfax/CBGA 2023**

	<b>Week Ending Jan 21, 2023</b>	<b># of hd change from week ago</b>	<b>YTD</b>	<b>% Change (Week Ago)</b>	<b>% Change (Year Ago)</b>
<b>Grand Total</b>	67,177	+2,818	192,892	+4%	+9%
<b>Western Processing</b>	53,972	+3,765	153,247	+7%	+11%
<b>Eastern Processing</b>	13,205	-947	39,645	-7%	+1%

#### **ONTARIO- FEDERALLY INSPECTED PROCESSING-Canfax/CBGA 2023**

	<b>Week Ending Jan 21, 2023</b>	<b># of hd change from week ago</b>	<b>YTD</b>	<b>% Change (Week Ago)</b>	<b>% Change (Year Ago)</b>
<b>Grand Total</b>	11,590	-916	35,284	-7.3%	-0.6%

#### **AVERAGE CARCASS WEIGHTS – CANADA-Canfax/CBGA**

	<b>Steers</b>	<b>Heifers</b>
<b>Jan 21, 2023</b>	951	838
<b>Jan 14, 2023</b>	932	822
<b>Jan 22, 2022</b>	933	835

#### **AVERAGE CARCASS WEIGHTS – ONTARIO-Canfax/CBGA**

	<b>Steers</b>	<b>Heifers</b>
<b>Jan 21, 2023</b>	983	859
<b>Jan 14, 2023</b>	983	857
<b>Jan 22, 2022</b>	963	835

#### **USDA ESTIMATED CATTLE PROCESSING VOLUME**

	<b>Week Ending January 28, 2023</b>	<b>Previous Week</b>	<b>Year Ago</b>
<b>Grand Total</b>	659,000	646,000	655,000

#### **QUEBEC ELECTRONIC AUCTION MARKET (F.O.B. THE FEEDLOT)**

	<b>Price</b>	<b>Change from Last Week</b>
For the week ending Jan 26, 2023	331.25-333.00	+2.00

## ALBERTA DIRECT TRADE

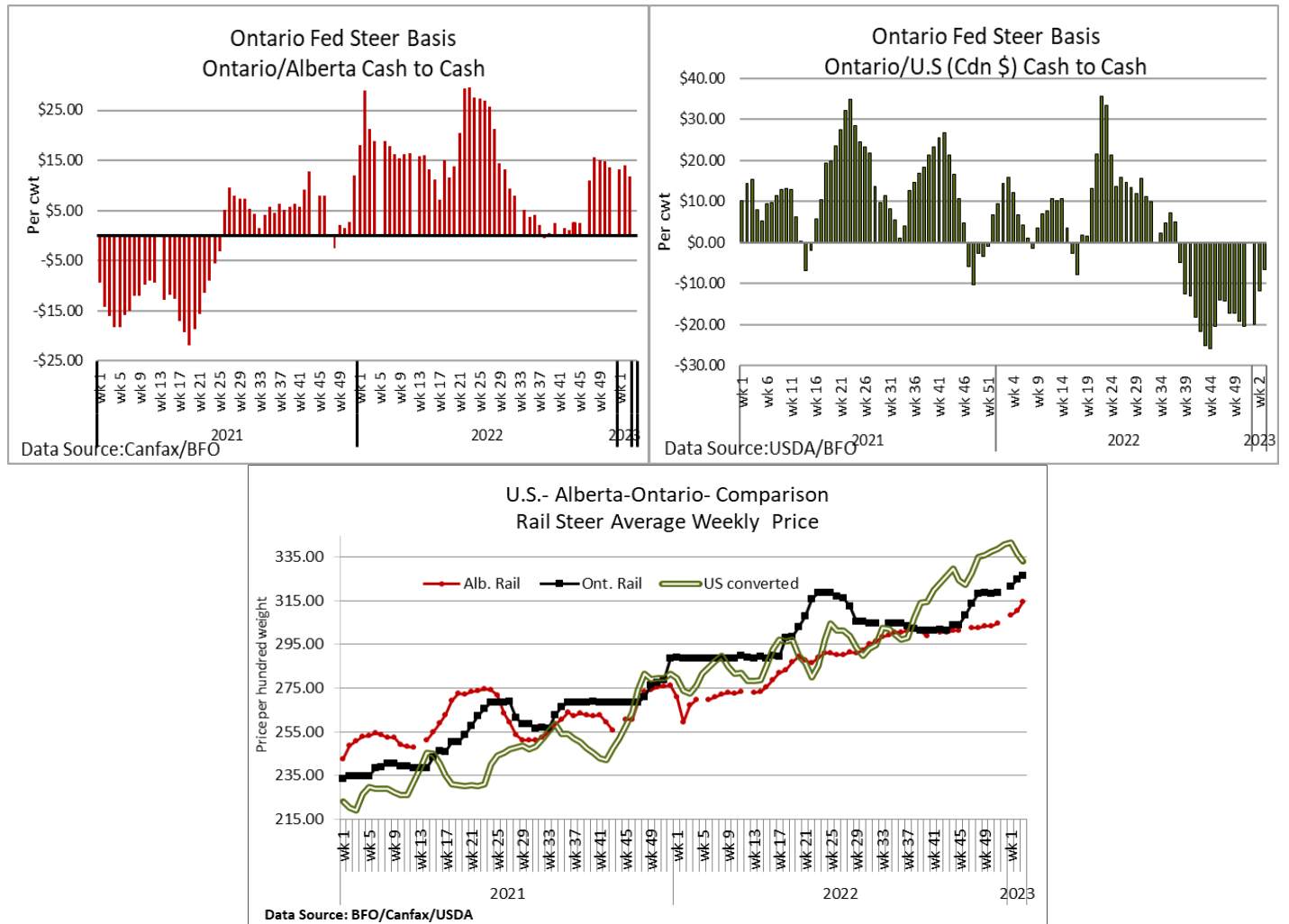
Alberta's direct trade: for the week ending Jan 26, 2023

<b>Steers</b>	Live <b>FOB</b>	N/T	Rail <b>FOB</b>	315.00-318.50
<b>Heifers</b>	Live <b>FOB</b>	N/T	Rail <b>FOB</b>	N/T

## U.S. TRADE (U.S. funds)

The U.S. cash cattle trade: for the week ending Jan 26, 2023

Choice and Select Steers and Heifers:	Live	153.00-157.00
	Rail	245.00-248.00



## U.S. BOXED BEEF CUT-OUT VALUES (U.S. funds)

	<b>Choice</b>	<b>Select</b>
	<b>600-900</b>	<b>600-900</b>
<b>Current Five Day Average</b>	269.97	253.32

## BEEF EXPORTS – CANADA (AAFC)

<b>United States</b>		<b>Mexico</b>	
Jan 1- Nov 30/2022		Jan 1- Nov 30/2022	
Total	329,809 tonnes	0% or +322 tonnes	24,281 tonnes
			+13% or + 2,723 tonnes
<b>Japan</b>		<b>South Korea</b>	
Jan 1- Nov 30/2022		Jan 1- Nov 30/2022	
Total	62,380 tonnes	+13% or +6,980 tonnes	17,738 tonnes
			+54% or + 6,218 tonnes

### LIVE CATTLE – CANADA (AAFC)

IMPORTS			Import % change from 2021 YTD	EXPORTS			Export % change from 2022 YTD
Jan 1- Nov 30/2022				Jan 1- Jan 7/2023			
Pure bred	12,295		-19%	Slaughter steers & heifers & cows	8,563		-23%
Non-pure bred	270,885		-27%	Feeder cattle & calves	842		-52%
				Bulls	289		+101%

### BEEF PRODUCTION – CANADA (AAFC)

	Jan 1 – Jan 14, 2023	Last Year Same Time	% Change
Fed	41,291 tonnes	37,552 tonnes	+10%
Non-fed	7,846 tonnes	6,523 tonnes	+20%

### BEEF IMPORTS – CANADA (AAFC)

	Jan 1 – Jan 14, 2023	Last Year Same Time	% Change
United States	1,404 tonnes	3,487 tonnes	-60%
Non-CUSMA	402 tonnes	984 tonnes	-59%
EU-27 (beef/veal total)	1 tonne	485 tonnes	-100%
Total	1,909 tonnes	5,551 tonnes	-66%

### CHICAGO MERCANTILE EXCHANGE

Closing quotes on futures **today** were as follows:

Live Cattle			Feeder Cattle			Corn		
Feb	156.72	+0.00	Mar	183.47	+0.62	Mar	6.830	+0.4
Apr	160.82	+0.30	Apr	187.55	+0.55	May	6.800	+0.0
Jun	157.77	+0.40	May	191.85	+0.57	Jul	6.656	-2.2
Aug	157.75	+0.20	Aug	205.10	+0.42	Sep	6.034	-3.4
Oct	162.15	+0.12	Sep	207.75	+0.15	Dec	5.872	-2.6
Dec	165.82	+0.12	Oct	209.72	+0.07	Mar	5.942	-2.4
Soybeans			Soft Red Winter Wheat			Canadian \$		
Mar	15.094	-14.0	Mar	7.500	-2.4	Spot	75.16	+0.17
May	15.044	-10.2	May	7.586	-1.6	Mar	75.18	+0.17
Jul	14.960	-8.4	Jul	7.600	-2.4	Jun	75.26	+0.16
Aug	14.566	-5.4	Sep	7.666	-2.4	Sep	75.35	+0.15
Sep	13.856	-2.4	Dec	7.792	-2.6	Dec	75.45	+0.15
Nov	13.512	-1.2	Mar	7.876	-2.6	Mar	75.57	+0.14

Beef Farmers of Ontario, 130 Malcolm Road, Guelph, ON N1K 1B1 Phone: (519) 824-0334 Fax: (519) 824-9101 or email: [markets@ontariobeef.com](mailto:markets@ontariobeef.com)

### ONTARIO STOCKER & FEEDER TRADE SPECIAL SALES

Feb 4	1:00 pm	Kawartha Lakes Community Sales Barn	Complete herd dispersal, 38 Charolais cows & 1 purebred bull
Feb 8	11:00 am	Kawartha Lakes Community Sales Barn	Peterborough/Victoria Counties Stocker Sale

### Comments for the week ending January 26, 2023

Auction market receipts of fed steers and heifers sold this week were slightly lighter at 329 head, down 56 from the previous week but up 27 from the same time last year. Fed steers sold from \$180.05-\$201.35 averaging \$191.92 up \$0.86 from the previous week and \$25.01 above year ago prices. Fed heifers ranged from \$182.53-\$198.26 averaging \$192.31 up \$7.03 from the previous week and \$26.42 stronger than last year at this time. The heifer range this week was narrower than the week before with the bottom end of the range up \$10.00 cwt indicating a better quality offering. Auction markets reported trade as active with prices steady to stronger.



The Ontario railgrade market this week was extremely light with just a few sales noted on Friday at \$328.00 dressed for steers and \$327.00-\$328.00 for heifers with delivery the week of January 30<sup>th</sup> up \$0.50 on average. From Monday until Wednesday, there were no new sales reported by producers, as they resisted the steady bids at \$328.00 for steers and \$327.00-\$328.00 for heifers with reports that cattle selling would be scheduled for next week to the first week in February. Some trade to the US was noted. Prices this week are averaging \$38.00 cwt above year ago prices.

Much lighter receipts of fed/cull cows came to market this week with 2,389 head sold through auction markets, down 567 from the previous week and 415 fewer than the same time last year. Cows sold from \$74.97-\$108.03 with a weekly weighted average price of \$88.96 up \$2.77 from the week before and \$15.70 stronger than this time last year. Auction markets reported a good demand with prices steady to higher. 380 head of this week's offering were beef cows down 213 head from last week, with a weekly weighted average price of \$95.15 up \$4.24 cwt from the previous week's average beef cow price.

Lighter receipts of stocker and feeder cattle were on offer this week with auction markets trading 2,457 head, down 2,234 from the week before and 1,654 fewer than the same time last year. Auction markets reported trade as active with cattle trading slightly higher with quality considered. By mid-week trade was reported as steady on the heavier cattle while a light run at the end of the week, due to adverse weather, saw calves selling steady while yearlings were stronger with quality considered. Actual average prices this week saw steers 400-500 lbs down \$18.49 from the previous week, steers 500-600 lbs were down \$11.09, 600-700 lbs down \$6.16, 700-800 lbs down \$9.14, 800-900 lbs up \$5.07, 900-1000 lbs down \$5.68 and steers 1000 lbs plus averaged \$0.19 easier than last week's trade on average. Heifers from 300-400 lbs were down \$10.10, 400-500 lbs down \$10.60, 500-600 lbs down \$2.93, 600-700 lbs down \$3.76, 700-800 lbs down \$11.15, 800-900 lbs up \$6.12 and heifers 900 lbs and over averaged \$5.52 below last week's weighted average prices.

The Quebec electronic market this week was reported from \$331.25-\$333.00 dressed on a picked-up basis up, \$2.00 cwt from last week on average.

Alberta direct trade was light this week with prices up \$2.00-\$3.00 cwt from \$317.00-\$320.00 cwt delivered on a dressed basis with delivery noted for the end of February to early March. Canfax notes: "Competition on the cash market has been supportive with both major packers buying cattle this week. Packers are not limiting the amount of cattle they are buying from each producer. This is helping to get feedlot inventories a little more current." No trade to the US was reported this week and not enough heifers sold to establish a market.

The U.S. cash cattle trade the week January 20<sup>th</sup> saw business in the south down \$1.00 cwt on average with sales ranging from \$153.00-\$155.00 live, majority at \$155.00. In the north some trade on a live basis ranged from \$155.00-\$158.00, mainly \$155.00-\$156.00 down \$1.00-\$2.00 from the previous week. Dressed deals in the north ranged from \$243.00-\$251.00, mostly \$248.00 down \$3.00. Overall average prices reported by the USDA saw live steers average \$155.32 down \$1.46 with heifers \$155.22 down \$1.37. On the rail steers averaged \$248.22 down \$2.89 from the previous week while heifers averaged \$248.33 down \$2.99.

This week the U.S. cash cattle trade remained at a standstill until Thursday afternoon where light to moderate trade developed in the north with sales from \$245.00-\$248.00 dressed, mainly \$248.00, which is generally steady with last week while some live trade in the north was noted from \$153.00-\$157.00, mainly \$155.00 which is steady to \$2.00 lower than the previous week's average prices. The south was quiet on Thursday as sellers held out for higher prices. Today, bids have surfaced at \$154.00 live in the south but sellers are digging in at this point for at least steady prices of \$155.00 live. Bids in the north are at \$248.00 dressed which is steady but no trade has developed at this time. Asking prices in the south are sitting at \$157.00 plus live with the remaining cattle in the north priced at \$250.00 plus dressed. Sooner or later one side in the south is going to have to give or the week will end at a standstill.