



Weekly Market Information Report for the week ending Thursday, February 2, 2023

The following information is collected from various sources and disseminated by Beef Farmers of Ontario.

ONTARIO DIRECT TO PACKER RAILGRADE CATTLE TRADE

Prices are on a carcass weight basis before grade and weight discounts. Weekly Range:

A Grade Steers	328.00
A Grade Heifers	327.00-328.00

ONTARIO LIVE CATTLE TRADE

Ontario auction sales this week saw weighted average price ranges for:

FED CATTLE	Volume	Price Range	Average	Top	Last Week Avg
Large Frame Steers +1250	124	177.41-202.91	192.62	220.00	196.37
Medium Frame Steers +1250	79	178.16-198.76	191.12	208.00	184.94
Large & Medium Frame Steers +1250	203	179.69-200.16	192.45	220.00	191.92
Large Frame Heifers +1000	63	172.16-196.24	183.09	208.00	191.67
Medium Frame Heifers +1000	90	169.47-189.36	181.16	200.00	191.45
Large & Medium Frame Heifers +1000	153	170.27-191.39	182.17	208.00	192.31
Fed steers, Dairy & Dairy Cross +1250	34	156.29-167.63	161.91	178.50	164.98
Fed heifers, Dairy & Dairy Cross +1000	87	127.24-159.80	146.26	188.00	141.09
Cows - All Weights	2,577	83.69-118.63	99.58	172.99	88.96
Bulls - All Weights	64	114.24-144.85	131.36	168.00	123.76

STOCKERS - Large and Medium Frame

STEERS	Volume	Price Range	Average	Top	Last Week Avg
1000+	449	224.38-251.21	238.33	257.00	232.16
900-999	370	232.01-261.96	250.99	270.00	242.12
800-899	173	218.65-258.91	239.36	275.00	239.00
700-799	379	215.00-273.82	254.97	299.00	242.94
600-699	475	218.36-295.18	270.67	312.50	260.80
500-599	332	216.98-311.40	282.85	337.00	264.90
400-499	172	219.73-303.72	276.15	341.00	254.72
-399	42	213.36-282.38	252.04	460.00	258.01

STOCKERS - Large and Medium Frame

HEIFERS	Volume	Price Range	Average	Top	Last Week Avg
+900	296	193.96-230.50	213.15	245.50	200.65
800-899	115	174.99-214.07	202.77	238.00	206.43
700-799	227	178.74-230.79	215.72	250.99	191.83
600-699	331	181.50-244.97	226.56	260.00	215.44
500-599	308	189.82-273.41	239.96	314.00	222.70
400-499	132	190.70-248.27	227.88	280.00	217.50
300-399	45	210.98-291.44	248.35	380.00	199.05
-299	3	N/T	N/T	N/T	194.75

At Kawartha Lakes Community Sale Barn: January 28, 2023 – 117 cows, 8 bulls, 24 veal, 10 fed cattle, 19 stockers

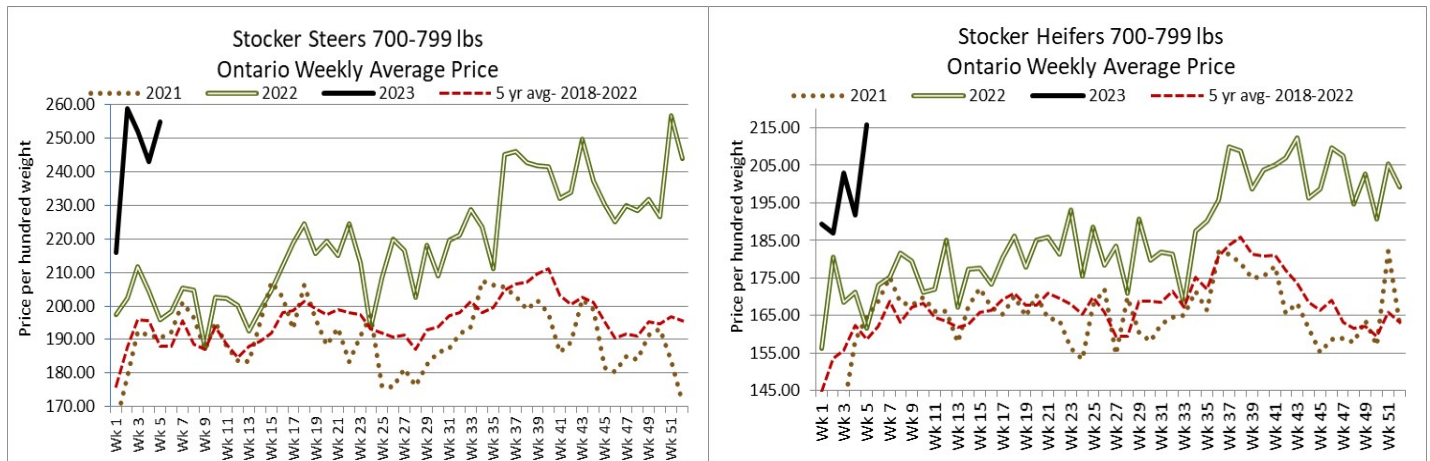
	Price Range	Avg.	Top
Cows	87.00-117.00	97.01	145.00
Bulls over 1600 lbs	95.00-139.00	112.23	139.00
Veal 600 lbs +	152.50-186.00	166.24	186.00
Veal 125 lbs -	50.00-330.00	133.00	330.00

Denfield Livestock Exchange Inc., January 31, 2023: 158 Fed Cattle, 10 Veal, 83 Cows, 3 Bulls, 20 stockers

	Price Range	Average	Top
Large & Medium Frame Fed Steers +1250 lbs	182.50-200.25	195.00	211.50
Large & Medium Frame Fed Heifers +1000 lbs	183.50-200.00	193.52	208.00
Cows	80.00-113.50	98.91	135.00
Veal calves 600 lbs +	150.00-204.00	179.50	204.00

At Aylmer Stockyards Inc.: February 1, 2023 – 4 veal, 317 Cows, 60 fed cattle, 48 stockers, 2 bulls

	Price Range	Average	Top
Large & Medium Frame Fed Steers 1250+ lbs	142.99-192.99	176.49	192.99
Fed Heifers, dairy & dairy cross 1000+ lbs	121.99-168.99	157.00	168.99
Cows	69.99-139.99	101.09	172.99
Veal 600+ lbs	180.00-204.99	197.79	204.99



ONTARIO STOCKER & FEDER TRADE

Stocker sale at Brussels Livestock: January 27, 2023– 738 Stockers

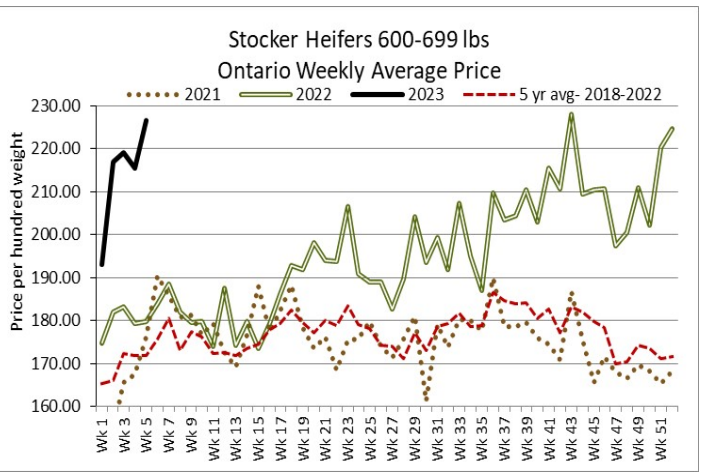
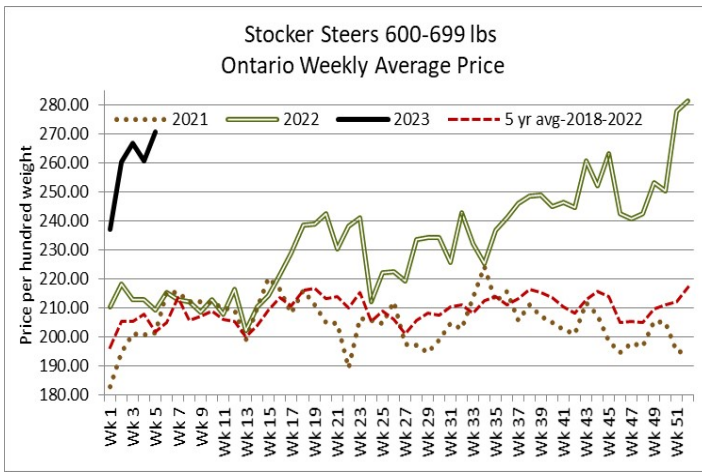
Steers	Price Range	Average	Top	Heifers	Price Range	Average	Top
1000+	226.00-254.00	242.22	254.00	900+	204.00-237.25	218.95	245.50
900-999	230.00-258.50	246.39	258.50	800-899	200.00-227.00	217.15	235.00
800-899	230.00-266.00	250.59	266.00	700-799	202.00-226.00	219.60	240.00
700-799	247.00-283.50	268.14	299.00	600-699	186.00-224.00	198.69	230.00
600-699	262.00-303.00	291.60	303.00	500-599	205.00-265.00	237.23	265.00
500-599	257.00-293.00	274.40	306.00	400-499	135.00-248.00	203.46	275.00
400-499	269.00-311.00	287.20	315.00				
399-	270.00-337.00	311.63	337.00				

Stocker sale at: Community Livestock Exchange: January 31, 2023 – 77 Stockers

Steers	Price Range	Average	Top	Heifers	Price Range	Average	Top
700-799	180.00-225.00	212.19	225.00	700-799	200.99-250.00	213.20	250.00
600-699	192.50-264.00	233.99	264.00	600-699	185.00-239.99	223.49	239.99
500-599	180.00-264.99	222.90	264.99	500-599	200.00-239.99	221.39	239.99

Stocker sale at: Renfrew Pontiac Livestock: January 31, 2023 – 356 Stockers

Steers	Price Range	Average	Top	Heifers	Price Range	Average	Top
900-999	214.99-242.49	230.50	242.49	700-799	173.99-227.49	209.79	227.49
800-899	172.50-249.00	209.90	249.00	600-699	160.00-243.00	214.00	243.00
700-799	200.00-266.00	245.29	266.00	500-599	167.50-252.99	231.70	252.99
600-699	222.50-297.99	256.89	297.99	400-499	164.99-245.99	234.10	245.99
500-599	207.50-302.99	267.20	302.99				
400-499	164.99-307.50	241.99	307.50				



Stocker sale at Ontario Livestock Exchange, February 1, 2023 – 505 stockers

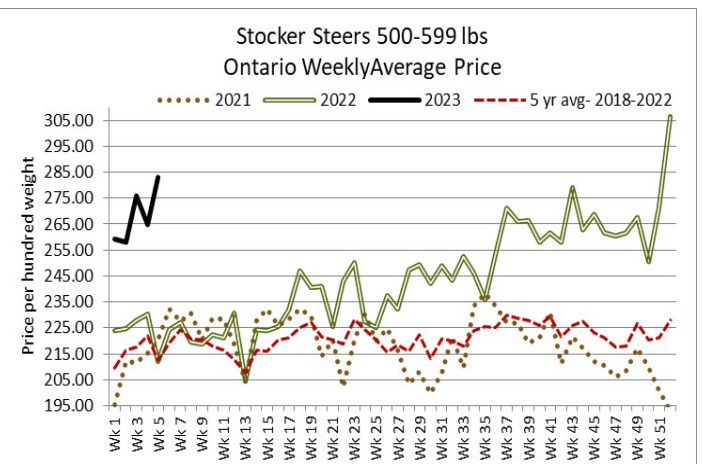
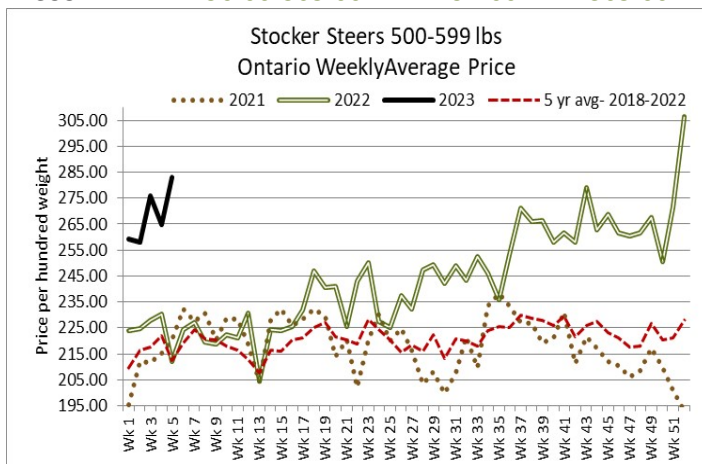
Steers	Price Range	Average	Top	Heifers	Price Range	Average	Top
1000+	234.00-257.00	243.62	257.00	900+	192.00-225.00	211.00	225.00
900-999	244.00-269.00	259.47	269.00	800-899	192.50-194.00	193.10	194.00
800-899	255.00-265.00	262.78	265.00				
700-799	222.50-232.50	229.17	232.50				

Stocker sale at Ontario Livestock Exchange: February 2, 2023 – 234 Stockers

Steers	Price Range	Average	Top	Heifers	Price Range	Average	Top
1000+	170.00-196.00	187.91	210.00	900+	172.50-210.00	198.44	210.00
900-999	200.00-230.00	215.38	230.00	800-899	115.00-177.50	160.71	177.50
800-899	177.50-220.00	198.44	237.50	600-699	175.00-225.00	193.18	225.00
700-799	185.00-235.00	206.50	252.50	500-599	155.00-247.50	205.13	247.50
600-699	160.00-277.50	229.81	277.50				
500-599	165.00-302.50	259.66	310.00				
400-499	200.00-300.00	272.25	300.00				
399-	125.00-160.00	139.29	260.00				

Stocker sale at Ontario Stockyards Inc: February 2, 2023 – 747 Stockers

Steers	Price Range	Average	Top	Heifers	Price Range	Average	Top
1000+	160.00-241.00	214.68	241.00	900+	190.00-235.00	216.09	235.00
900-999	187.50-242.00	222.65	242.00	800-899	192.50-238.00	218.95	238.00
800-899	210.00-264.00	238.63	269.00	700-799	185.00-234.00	215.30	245.00
700-799	239.00-274.25	257.17	274.25	600-699	210.00-257.50	239.07	257.50
600-699	255.00-308.00	283.52	312.50	500-599	220.00-270.00	250.06	290.00
500-599	270.00-330.00	308.59	330.00	400-499	247.00-280.00	258.12	280.00
400-499	260.00-331.00	308.70	341.00	300-399	245.00-380.00	304.38	380.00
399-	190.00-365.00	292.00	365.00				



ONTARIO STOCKER & FEEDER TRADE SPECIAL SALES

Stocker sale at **Community Livestock Exchange: January 27, 2023– 790** Stockers

Steers	Price Range	Average	Top	Heifers	Price Range	Average	Top
1000+	249.00-250.99	250.09	250.99	900+	169.99-233.00	217.70	233.00
900-999	204.99-264.50	255.29	264.50	800-899	144.99-235.99	215.09	235.99
800-899	204.99-258.00	235.80	258.00	700-799	142.50-250.99	236.39	250.99
700-799	189.99-287.50	264.80	287.50	600-699	160.00-260.00	242.70	260.00
600-699	185.00-311.50	285.09	311.50	500-599	169.99-314.00	254.40	314.00
500-599	200.00-337.00	303.20	337.00	400-499	155.00-264.99	242.89	264.99
400-499	180.00-314.99	283.59	314.99				

Demand was very strong and sustained for an excellent offering of 790. Average prices in almost all weight categories for both heifers and steers were considerably higher than the overall Ontario market.

Stocker sale at **Denfield Livestock Exchange: January 28, 2023– 284** Stockers

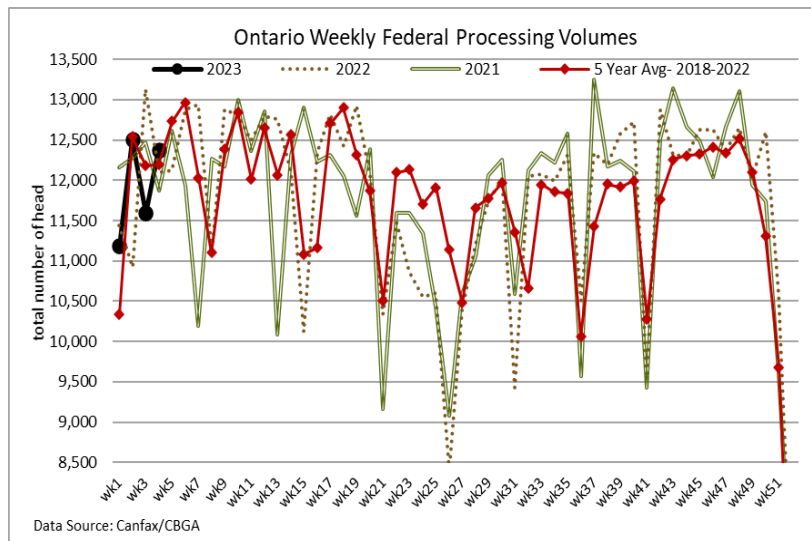
Steers	Price Range	Average	Top	Heifers	Price Range	Average	Top
1000+	246.00-266.00	249.85	270.00	800-899	193.00-220.50	211.17	220.50
900-999	251.00-275.00	259.20	275.00	700-799	227.00-238.00	234.67	238.00
800-899	228.00-263.00	248.55	273.00	600-699	213.00-222.00	216.93	235.00
700-799	226.00-249.00	233.66	250.00	500-599	227.00-230.00	227.90	232.00
600-699	228.00-255.00	244.06	276.00	400-499	226.00-237.00	230.54	241.00
500-599	250.00-255.00	253.00	255.00	300-399	241.00-245.00	243.29	255.00
400-499	272.00-281.00	277.38	281.00				

WEEKLY LIVE CATTLE EXPORTS-ONTARIO

	Week ending Jan 14, 2023	Week ending Jan 7, 2023	Year to Date
Total live slaughter cattle exported through Ontario ports to the U.S.	2,705	2,268	4,973
Steers & Heifers & Cows	2,613	2,195	4,808
Bulls	92	73	165

CANADIAN- FEDERALLY INSPECTED PROCESSING-Canfax/CBGA 2023

	Week Ending Jan 28, 2023	# of hd change from week ago	YTD	% Change (Week Ago)	% Change (Year Ago)
Grand Total	63,143	-4,034	256,035	-6%	+5%
Western Processing	49,281	-4,691	202,528	-9%	+5%
Eastern Processing	13,862	+657	53,507	+5%	+1%



ONTARIO- FEDERALLY INSPECTED PROCESSING-Canfax/CBGA 2023

	<i>Week Ending</i> Jan 28, 2023	<i># of hd change from</i> <i>week ago</i>	<i>YTD</i>	<i>% Change</i> <i>(Week Ago)</i>	<i>% Change</i> <i>(Year Ago)</i>
Grand Total	12,378	+788	47,662	+6.8%	+0.2%

AVERAGE CARCASS WEIGHTS – CANADA-Canfax/CBGA

	Steers	Heifers
Jan 28, 2023	957	844
Jan 21, 2023	951	838
Jan 29, 2022	923	848

AVERAGE CARCASS WEIGHTS – ONTARIO-Canfax/CBGA

	Steers	Heifers
Jan 28, 2023	984	855
Jan 21, 2023	983	859
Jan 29, 2022	954	853

USDA ESTIMATED CATTLE PROCESSING VOLUME

	<i>Week Ending</i> February 4, 2023	<i>Previous Week</i>	<i>Year Ago</i>
Grand Total	641,000	659,000	635,000

QUEBEC ELECTRONIC AUCTION MARKET (F.O.B. THE FEEDLOT)

	Price	Change from Last Week
For the week ending Feb 2, 2023	331.50	+0.50

ALBERTA DIRECT TRADE

Alberta's direct trade: for the week ending Feb 2, 2023

Steers	Live FOB	N/T	Rail FOB	318.50-319.50
Heifers	Live FOB	N/T	Rail FOB	Not enough sold

U.S. TRADE (U.S. funds)

The U.S. cash cattle trade: for the week ending Feb 2, 2023

Choice and Select Steers and Heifers:	Live	154.00
	Rail	248.00

U.S. BOXED BEEF CUT-OUT VALUES (U.S. funds)

	Choice 600-900	Select 600-900
Current Five Day Average	266.42	252.28

BEEF EXPORTS – CANADA (AAFC)

	United States	<i>Change from last year YTD</i>	Mexico	<i>Change from last year YTD</i>
	<i>Jan 1- Nov 30/2022</i>		<i>Jan 1- Nov 30/2022</i>	
Total	329,809 tonnes	0% or +322 tonnes	24,281 tonnes	+13% or + 2,723 tonnes
	Japan	<i>Change from last year YTD</i>	South Korea	<i>Change from last year YTD</i>
	<i>Jan 1- Nov 30/2022</i>		<i>Jan 1- Nov 30/2022</i>	
Total	62,380 tonnes	+13% or +6,980 tonnes	17,738 tonnes	+54% or + 6,218 tonnes

LIVE CATTLE – CANADA (AAFC)

IMPORTS		Import % change	EXPORTS		Export % change
Jan 1- Nov 30/2022		from 2021 YTD	Jan 1- Jan 14/2023		from 2022 YTD
Pure bred	12,295	-19%	Slaughter steers & heifers & cows	19,305	-16%
Non-pure bred	270,885	-27%	Feeder cattle & calves	2,952	-37%
			Bulls	862	+77%

BEEF PRODUCTION – CANADA (AAFC)

	Jan 1 – Jan 21, 2023	Last Year Same Time	% Change
Fed	64,186 tonnes	59,403 tonnes	+8%
Non-fed	11,811 tonnes	9,928 tonnes	+19%

BEEF IMPORTS – CANADA (AAFC)

	Jan 1 – Jan 21, 2023	Last Year Same Time	% Change
United States	4,720 tonnes	5,399 tonnes	-13%
Non-CUSMA	1,298 tonnes	1,907 tonnes	-32%
EU-27 (beef/veal total)	112 tonne	1,146 tonnes	-90%
Total	6,681 tonnes	9,320 tonnes	-28%

CHICAGO MERCANTILE EXCHANGE

Closing quotes on futures **today** were as follows:

Live Cattle			Feeder Cattle			Corn		
Feb	160.27	+0.52	Mar	186.10	+0.17	Mar	6.774	+2.2
Apr	164.12	+0.30	Apr	190.62	+0.55	May	6.754	+1.6
Jun	160.27	+0.27	May	194.77	+0.52	Jul	6.646	+1.6
Aug	159.65	+0.15	Aug	207.92	+0.55	Sep	6.104	+1.4
Oct	163.87	+0.20	Sep	210.65	+0.60	Dec	5.960	+1.0
Dec	167.45	+0.25	Oct	212.97	+0.62	Mar	6.026	+0.6
Soybeans			Soft Red Winter Wheat			Canadian \$		
Mar	15.320	-2.2	Mar	7.566	-4.2	Spot	74.67	-0.37
May	15.254	-2.2	May	7.682	-3.6	Mar	74.69	-0.37
Jul	15.164	-2.0	Jul	7.716	-3.6	Jun	74.77	-0.36
Aug	14.776	-1.4	Sep	7.802	-3.0	Sep	74.88	-0.35
Sep	14.040	-1.2	Dec	7.936	-2.4	Dec	75.00	-0.32
Nov	13.696	-0.6	Mar	8.030	-2.2	Mar	75.11	-0.31

Beef Farmers of Ontario, 130 Malcolm Road, Guelph, ON N1K 1B1 Phone: (519) 824-0334 Fax: (519) 824-9101 or email: markets@ontariobeef.com

ONTARIO STOCKER & FEEDER TRADE SPECIAL SALES

Feb 4	1:00 pm	Kawartha Lakes Community Sales Barn	Complete herd dispersal, 38 Char cows/1 bull
Feb 8	11:00 am	Kawartha Lakes Community Sales Barn	Peterborough/Victoria Counties Stocker Sale

Comments for the week ending February 2, 2023

There were 356 fed steers and heifers sold through Ontario auction markets this week up 27 head from the previous week and 145 more than the same time last year. Fed steers ranged from \$179.69-\$200.16 averaging \$192.45 up \$0.53 from the previous week and \$20.52 stronger than year ago prices. Fed heifers ranged from \$170.27-\$191.39 with the bottom end of the range down \$12.00 cwt from the previous week, with a weekly weighted average price of \$182.17 down \$10.14 from last week and \$17.84 above year ago prices. Auction market reported active trading with prices fully steady to strong, with quality considered, and ended the week at prices \$1.00-\$2.00 cwt stronger.

The Ontario railgrade market was light this week with prices holding fully steady to the previous week at \$328.00 dressed for steers and \$327.00-\$328.00 for heifers. The cattle that sold this week were being scheduled for delivery anywhere from February 6th early in the week to February 13th by mid week. Last year at this time trade was in a sideways pattern from January 1st through to the middle of April at \$290.00 cwt dressed.

Fed cattle exports, including fed steers, heifers and cull cows, to the U.S. through Ontario ports are sitting at 7,287 head as of January 21, 2023 up 4.6% from the same time in 2022. Ontario federal processing volumes as of January 28, 2023 are at 47,662 head, up 0.2% from the same time last year, with steer volumes up 2.6%, heifers down 16.8% and cull cows up 7% in volume year-to-date.

The fed/cull cow market saw a good strong week of trade. There were 2,577 cows sold through auction markets up 188 head from the week before and 177 more than the same week last year. Cows ranged from \$83.69-\$118.63 averaging \$99.58 up \$10.62 from last week and \$25.12 higher than this time last year. Auction markets reported trade as active on a good strong demand, with higher prices, anywhere from \$2.00-\$7.00 higher with one report of dairy cows up to \$15.00 cwt stronger. 270 beef cows sold this week down 110 head from last week averaging \$101.99 cwt up \$6.84 from the previous week's weighted average beef cow price.

The replacement cattle market was strong this week with a couple of special vaccinated sales included. 3,849 stocker and feeder cattle sold through auction markets this week up 1,392 from the week before and 1,228 more than the same week last year. Auction markets reported a strong active trade with prices on calves fully steady to higher and ended the week sharply stronger. Yearlings were noted as firm to higher, especially on the heifers. Actual average prices this week saw steers 400-500 lbs up \$21.43 on average, 500-600 lbs up \$17.95, 600-700 lbs up \$9.87, 700-800 lbs up \$12.03, 800-900 lbs up \$0.36, 900-1000 lbs up \$8.87 and steers 1000 lbs plus averaged \$6.17 higher than last week's prices on average. Heifers from 300-400 lbs were up \$49.30, 400-500 lbs down \$10.38, 500-600 lbs up \$17.26, 600-700 lbs up \$11.12, 700-800 lbs up \$23.89, 800-900 lbs down \$3.66 and heifers 900 lbs and over averaged \$12.50 higher than last week's weighted average prices. Steers are currently \$41.00-\$77.00 above year ago prices while heifers are \$40.00-\$54.00 stronger than this time last year.

The Quebec electronic market this week was reported at \$332.50 dressed on a picked-up basis up, \$0.50 cwt from last week on average.

Alberta direct trade was reported by Canfax as light this week with sales \$1.00-\$3.00 cwt higher on a dressed basis from \$320.00-\$321.00 delivered. Canfax reports: "Most of the cattle that traded were being scheduled for mid-February delivery. Some cattle were being booked for early March delivery as well. US packer interest on the cash market has been quiet. Instead of buying cattle on the cash market there have been reports Alberta fed cattle are being committed or sold to the US packer on a formula price. Alberta fed prices did set new annual highs this week. It is very rare to see fed prices strengthen from January to February."

The U.S. cash cattle trade the week January 27th did not get going until Thursday in the north and Friday in the south with some light trade also in the north on Friday. Business in the south last Friday afternoon saw prices from \$155.00-\$157.00 live, mainly \$156.00 cwt up \$1.00 from the previous week. Business in the north Thursday ranged from \$245.00-\$250.00 dressed, mainly \$248.00 which is steady, and \$153.00-\$157.00 live for the week with the lower prices reported on "muddy" cattle. Overall average prices for the week reported by the USDA Mandatory Price report saw live steers average \$155.25 down \$0.07 while heifers averaged \$155.49 up \$0.28. On the rail steers averaged \$247.72 down \$0.50 with heifers averaging \$247.37 down \$0.96.

This week the U.S. cash cattle trade remained at a standstill until Thursday afternoon where a few cattle sold in Nebraska at \$248.00 dressed, steady to last week but not enough to establish a market. All other feeding states remain untested. On Tuesday the U.S. January 1st Cattle Inventory was released reporting a 3% decline in the cattle inventory overall from January 1, 2022. Sellers are holding for higher prices this week as a result, with asking prices in the south at \$158.00-\$160.00 live and \$252.00 plus dressed in the north. At time of reporting a light trade is surfacing at \$250.00 dressed in the Nebraska up \$2.00 cwt from last week's average, with a couple of live deals in Iowa at \$159.00 up a couple of dollars from last week. The south remains at a standstill with bids in the south sitting at \$157.00 live up \$1.00 from last week's trade, while asking prices are holding firm at \$158.00-\$160.00 live in the south and \$252.00 plus dressed in the north.