



## Weekly Market Information Report for the week ending Thursday, February 9, 2023

The following information is collected from various sources and disseminated by Beef Farmers of Ontario.

### ONTARIO DIRECT TO PACKER RAILGRADE CATTLE TRADE

Prices are on a carcass weight basis before grade and weight discounts. Weekly Range:

**A Grade Steers** 328.00-330.00

**A Grade Heifers** 327.00-330.00

### ONTARIO LIVE CATTLE TRADE

Ontario auction sales this week saw weighted average price ranges for:

FED CATTLE	Volume	Price Range	Average	Top	Last Week Avg
Large Frame Steers +1250	166	194.75-203.14	199.25	209.00	192.62
Medium Frame Steers +1250	39	182.88-197.58	191.18	205.50	191.12
Large & Medium Frame Steers +1250	205	192.61-202.25	197.92	209.00	192.45
Large Frame Heifers +1000	72	184.53-201.24	194.31	219.00	183.09
Medium Frame Heifers +1000	134	184.07-197.18	191.12	202.00	181.16
Large & Medium Frame Heifers +1000	206	181.54-199.39	192.03	219.00	182.17
Fed steers, Dairy & Dairy Cross +1250	70	158.86-186.63	178.17	200.00	161.91
Fed heifers, Dairy & Dairy Cross +1000	102	123.58-158.85	142.19	198.25	146.26
Cows - All Weights	2,435	84.84-121.63	102.16	170.99	99.58
Bulls - All Weights	64	114.09-151.04	136.03	193.00	131.36

### STOCKERS - Large and Medium Frame

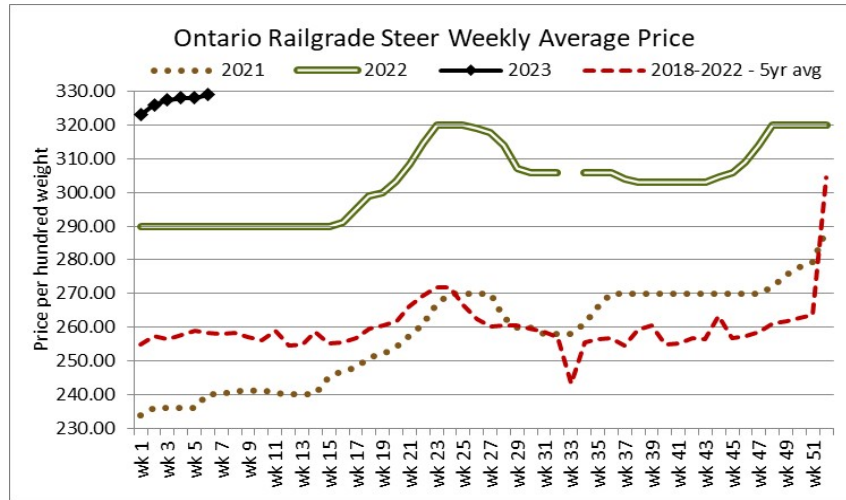
STEERS	Volume	Price Range	Average	Top	Last Week Avg
1000+	357	216.17-253.48	236.82	259.00	238.33
900-999	248	243.59-265.61	256.79	272.50	250.99
800-899	140	231.01-264.75	251.00	282.00	239.36
700-799	159	240.53-272.94	258.46	281.00	254.97
600-699	311	249.01-301.11	280.61	320.00	270.67
500-599	242	257.21-319.85	293.38	340.00	282.85
400-499	73	255.25-321.16	290.56	351.00	276.15
-399	30	188.57-285.23	250.03	350.00	252.04

### STOCKERS - Large and Medium Frame

HEIFERS	Volume	Price Range	Average	Top	Last Week Avg
+900	158	196.10-224.93	211.09	232.00	213.15
800-899	93	204.48-234.45	220.85	255.25	202.77
700-799	111	190.59-233.24	216.04	254.00	215.72
600-699	283	203.88-248.82	230.34	264.00	226.56
500-599	169	221.18-253.62	236.33	269.00	239.96
400-499	93	217.78-258.95	236.18	268.00	227.88
300-399	42	213.39-239.29	228.51	280.00	248.35
-299	10	170.00-222.00	203.50	265.00	N/T

At Kawartha Lakes Community Sale Barn: February 4, 2023 – 138 cows, 4 bulls, 13 veal, 43 fed cattle, 7 stockers

	Price Range	Avg.	Top
Large & Medium Frame Fed Steers 1250 lbs +	196.00-199.00	197.27	199.00
Cows	89.00-126.00	104.93	139.00
Bulls over 1600 lbs	100.00-159.09	131.75	159.09
Veal 125 lbs -	110.00-325.00	166.96	325.00



**Denfield Livestock Exchange Inc., February 7, 2023: 239 Fed Cattle, 5 Veal, 117 Cows, 4 Bulls, 2 stockers**

	Price Range	Average	Top
Large & Medium Frame Fed Steers +1250 lbs	197.25-205.00	201.78	209.00
Large & Medium Frame Fed Heifers +1000 lbs	195.00-201.50	198.43	219.00
Cows	94.50-126.00	106.51	128.00
Veal calves 600 lbs +	195.50-204.00	198.63	204.00

**At Aylmer Stockyards Inc.: February 8, 2023 – 19 veal, 290 Cows, 36 fed cattle, 18 stockers, 2 bulls**

	Price Range	Average	Top
Fed Heifers, dairy & dairy cross 1000+ lbs	109.49-163.99	142.30	163.99
Cows	69.99-150.00	109.40	159.00
Veal 600+ lbs	146.99-222.00	186.40	222.00

### ONTARIO STOCKER & FEEDER TRADE

Stocker sale at **Brussels Livestock: February 3, 2023– 672 Stockers**

Steers	Price Range	Average	Top	Heifers	Price Range	Average	Top
1000+	198.00-249.75	221.47	249.75	900+	209.00-231.25	219.09	232.00
900-999	226.50-253.50	242.93	253.50	800-899	233.00-255.25	244.90	255.25
800-899	235.00-264.00	249.45	264.00	700-799	201.00-250.00	231.21	254.00
700-799	270.00-280.00	275.96	280.00	600-699	207.00-246.00	232.92	246.00
600-699	264.00-310.00	288.40	320.00	500-599	241.00-267.50	247.08	267.50
500-599	262.00-327.00	297.91	331.00	400-499	224.00-264.00	245.62	264.00
400-499	280.00-351.00	322.29	351.00				
399-	135.00-340.00	251.00	340.00				

Stocker sale at: **Community Livestock Exchange: February 7, 2023 – 71 Stockers**

Steers	Price Range	Average	Top	Heifers	Price Range	Average	Top
600-699	172.50-275.99	244.89	275.99	600-699	169.99-225.00	203.69	225.00
500-599	232.50-320.00	307.79	320.00	500-599	139.99-252.99	212.09	252.99
				400-499	214.99-260.00	224.50	260.00

Stocker sale at: **Renfrew Pontiac Livestock: February 7, 2023 – 97 Stockers**

Steers	Price Range	Average	Top	Heifers	Price Range	Average	Top
700-799	202.49-306.00	263.79	306.00	700-799	161.00-212.50	187.50	212.50
600-699	200.00-320.99	264.59	320.99	600-699	180.00-237.99	218.80	237.99

Stocker sale at **Ontario Livestock Exchange, February 8, 2023 – 509** stockers

<b>Steers</b>	<b>Price Range</b>	<b>Average</b>	<b>Top</b>	<b>Heifers</b>	<b>Price Range</b>	<b>Average</b>	<b>Top</b>
<b>1000+</b>	231.00-259.00	247.72	259.00	<b>600-699</b>	217.00-264.00	244.41	264.00
<b>900-999</b>	253.00-272.50	265.26	272.50				
<b>800-899</b>	256.00-282.00	272.81	282.00				

Stocker sale at **Ontario Livestock Exchange: February 9, 2023 – 211** Stockers

<b>Steers</b>	<b>Price Range</b>	<b>Average</b>	<b>Top</b>	<b>Heifers</b>	<b>Price Range</b>	<b>Average</b>	<b>Top</b>
<b>700-799</b>	251.00-277.50	262.22	277.50	<b>900+</b>	120.00-202.50	173.93	202.50
<b>600-699</b>	265.00-319.00	295.32	319.00	<b>800-899</b>	122.50-200.00	1692.50	200.00
<b>500-599</b>	285.00-340.00	313.16	340.00	<b>600-699</b>	220.00-234.00	226.61	234.00
<b>400-499</b>	225.00-260.00	242.92	260.00	<b>500-599</b>	210.00-222.50	214.22	222.50
<b>399-</b>	210.00-275.00	236.50	320.00	<b>300-399</b>	180.00-235.00	215.00	235.00

Stocker sale at **Ontario Stockyards Inc: February 9, 2023 –600** Stockers

<b>Steers</b>	<b>Price Range</b>	<b>Average</b>	<b>Top</b>	<b>Heifers</b>	<b>Price Range</b>	<b>Average</b>	<b>Top</b>
<b>1000+</b>	125.00-229.00	197.71	229.00	<b>700-799</b>	195.00-241.00	226.74	241.00
<b>900-999</b>	150.00-227.50	169.38	227.50	<b>600-699</b>	205.00-257.00	232.54	258.00
<b>800-899</b>	214.00-257.00	240.39	257.00	<b>500-599</b>	232.50-256.00	244.53	267.00
<b>700-799</b>	235.00-272.00	256.26	275.00	<b>400-499</b>	250.00-260.00	253.95	260.00
<b>600-699</b>	260.00-297.00	282.30	308.00	<b>300-399</b>	270.00-280.00	273.64	280.00
<b>500-599</b>	270.00-317.50	298.61	333.00				
<b>400-499</b>	274.00-334.00	310.15	334.00				
<b>399-</b>	210.00-332.00	306.36	332.00				

### **ONTARIO STOCKER & FEEDER TRADE SPECIAL SALES**

Stocker sale at **Kawartha Lakes Community Sale Barn, February 8, 2023 - 273** stockers

<b>Steers</b>	<b>Price Range</b>	<b>Average</b>	<b>Top</b>	<b>Heifers</b>	<b>Price Range</b>	<b>Average</b>	<b>Top</b>
<b>800-899</b>	226.00-264.00	252.71	264.00	<b>700-799</b>	184.00-216.00	193.67	216.00
<b>700-799</b>	249.00-280.00	265.92	281.00	<b>600-699</b>	200.00-255.00	235.36	255.00
<b>600-699</b>	241.00-308.00	285.70	308.00	<b>500-599</b>	200.00-269.00	231.56	269.00
<b>500-599</b>	250.00-328.00	288.91	328.00	<b>400-499</b>	217.50-268.00	238.81	268.00
<b>400-499</b>	205.00-335.00	258.74	335.00				

Peterborough/Victoria Counties Special Stocker Sale-Cattle sold actively on a strong demand.

### **ONTARIO BRED COW SALES**

**Kawartha Lakes Community Sales Barn, February 4, 2023 - 53** Bred cows, (prices are per head)

	<b>Exotic and Exotic X</b>	<b>British and British X</b>
<b>Top quality bred cows</b>	\$2500-\$3100	N/T
<b>Avg quality bred cows</b>	\$2000-\$2400	N/T

Cows sold actively with lots of buyer interest!

### **WEEKLY LIVE CATTLE EXPORTS-ONTARIO**

	<b>Week ending Jan 21, 2023</b>	<b>Week ending Jan 14, 2023</b>	<b>Year to Date</b>
Total live slaughter cattle exported through Ontario ports to the U.S.	<b>2,557</b>	<b>2,705</b>	<b>7,530</b>
Steers & Heifers & Cows	2,479	2,613	7,287
Bulls	78	92	243

### **CANADIAN- FEDERALLY INSPECTED PROCESSING-Canfax/CBGA 2023**

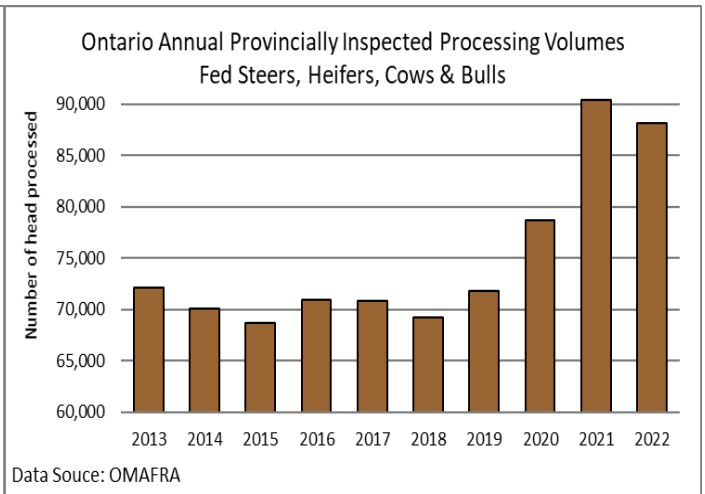
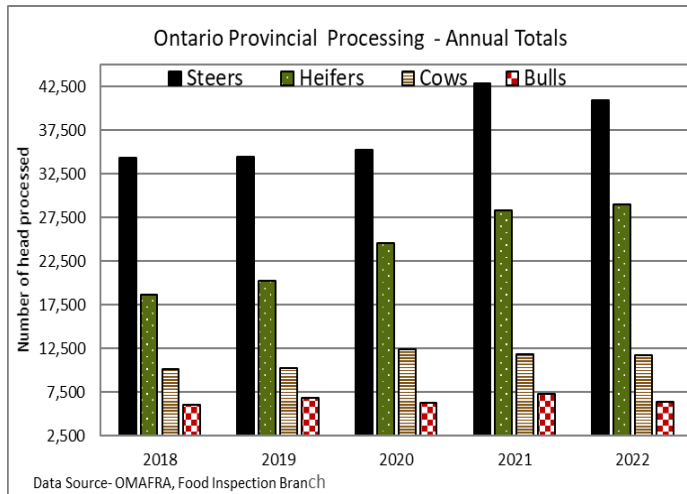
	<b>Week Ending Feb 4, 2023</b>	<b># of hd change from week ago</b>	<b>YTD</b>	<b>% Change (Week Ago)</b>	<b>% Change (Year Ago)</b>
<b>Grand Total</b>	62,614	-529	318,649	-1%	+4%
<b>Western Processing</b>	49,782	+501	252,310	+1%	+5%
<b>Eastern Processing</b>	12,832	-1,030	66,339	-7%	-0%

### ONTARIO- FEDERALLY INSPECTED PROCESSING-Canfax/CBGA 2023

	Week Ending Jan 28, 2023	# of hd change from week ago	YTD	% Change (Week Ago)	% Change (Year Ago)
Grand Total	11,178	-1,200	58,840	-9.7%	-1.5%

### ONTARIO - PROVINCIAL PROCESSING

	Nov 2022	Nov 2021	Dec 2022	Dec 2021	2022 Total	2021 Total	% change
Steers	3,595	4,061	2,633	3,278	40,961	42,910	-4.3%
Heifers	2,866	2,750	2,155	2,405	29,029	28,343	+2.4%
Cows	1,015	897	866	976	11,764	11,891	-1%
Bulls	559	564	424	473	6,398	7,266	-12%



### AVERAGE CARCASS WEIGHTS – CANADA-Canfax/CBGA

	Steers	Heifers
Feb 4, 2023	952	841
Jan 28, 2023	957	844
Feb 5, 2022	930	854

### AVERAGE CARCASS WEIGHTS – ONTARIO-Canfax/CBGA

	Steers	Heifers
Feb 4, 2023	981	848
Jan 28, 2023	984	855
Feb 5, 2022	957	847

### USDA ESTIMATED CATTLE PROCESSING VOLUME

	Week Ending February 11, 2023	Previous Week	Year Ago
Grand Total	630,000	641,000	671,000

### QUEBEC ELECTRONIC AUCTION MARKET (F.O.B. THE FEEDLOT)

	Price	Change from Last Week
For the week ending Feb 9, 2023	332.50-333.00	+0.19

### ALBERTA DIRECT TRADE

Alberta's direct trade: for the week ending Feb 9, 2023

Steers	Live FOB	N/T	Rail FOB	323.50
Heifers	Live FOB	N/T	Rail FOB	323.50-235.50

### U.S. TRADE (U.S. funds)

The U.S. cash cattle trade: for the week ending Feb 9, 2023

Choice and Select Steers and Heifers:	Live	155.00-161.00
	Rail	250.00-254.50

### U.S. BOXED BEEF CUT-OUT VALUES (U.S. funds)

	Choice 600-900	Select 600-900
Current Five Day Average	266.90	253.97

### BEEF EXPORTS – CANADA (AAFC)

United States		Change from last year YTD	Mexico		Change from last year YTD
Jan 1- Nov 30/2022			Jan 1- Nov 30/2022		
Total	329,809 tonnes	0% or +322 tonnes	24,281 tonnes		+13% or + 2,723 tonnes
Japan		Change from last year YTD	South Korea		Change from last year YTD
Jan 1- Nov 30/2022			Jan 1- Nov 30/2022		
Total	62,380 tonnes	+13% or +6,980 tonnes	17,738 tonnes		+54% or + 6,218 tonnes

### LIVE CATTLE – CANADA (AAFC)

IMPORTS		Import % change from 2021 YTD	EXPORTS		Export % change from 2022 YTD
Jan 1- Nov 30/2022			Jan 1- Jan 21/2023		
Pure bred	12,295	-19%	Slaughter steers & heifers & cows	28,750	-13%
Non-pure bred	270,885	-27%	Feeder cattle & calves	5,596	-41%
			Bulls	1,348	+44%

### BEEF PRODUCTION – CANADA (AAFC)

	Jan 1 – Jan 28, 2023	Last Year Same Time	% Change
Fed	85,090 tonnes	82,383 tonnes	+3%
Non-fed	16,115 tonnes	13,552 tonnes	+19%

### BEEF IMPORTS – CANADA (AAFC)

	Jan 1 – Jan 28, 2023	Last Year Same Time	% Change
United States	6,720 tonnes	6,836 tonnes	-2%
Non-CUSMA	1,814 tonnes	2,969 tonnes	-39%
EU-27 (beef/veal total)	245 tonne	1,755 tonnes	-86%
Total	9,582 tonnes	12,568 tonnes	-24%

### CHICAGO MERCANTILE EXCHANGE

Closing quotes on futures **today** were as follows:

Live Cattle			Feeder Cattle			Corn		
Feb	161.20	+0.37	Mar	186.40	-0.42	Mar	6.804	+9.6
Apr	163.95	+0.32	Apr	190.67	-0.05	May	6.782	+9.2
Jun	159.75	+0.22	May	194.55	-0.12	Jul	6.664	+7.6
Aug	158.70	+0.12	Aug	207.85	-0.02	Sep	6.100	+5.6
Oct	162.85	+0.02	Sep	210.52	-0.25	Dec	5.960	+5.4
Dec	166.92	+0.25	Oct	212.70	-0.35	Mar	6.032	+5.4
Soybeans			Soft Red Winter Wheat			Canadian \$		
Mar	15.424	+23.2	Mar	7.860	+28.6	Spot	74.93	+0.59
May	15.334	+21.6	May	7.956	+27.6	Mar	74.94	+0.59
Jul	15.224	+19.6	Jul	7.990	+25.6	Jun	75.03	+0.58
Aug	14.814	+18.2	Sep	8.062	+24.0	Sep	75.15	+0.57
Sep	14.100	+14.2	Dec	8.186	+23.2	Dec	75.27	+0.56
Nov	13.786	+13.4	Mar	8.266	+22.6	Mar	75.38	+0.55

### **ONTARIO STOCKER & FEEDER TRADE SPECIAL SALES**

Feb 11	11:00 am	David Carson Farms & Auction Services	Bred Cows, Cow/Calf Pairs, Stocker Sale
Feb 15	7:00 pm	Cargill Auction Market	Special Stocker Sale
Feb 23	11:00 am	Ontario Stockyards Inc	Special Spring Stocker Sale (in regular sale)
Mar 15	11:00 am	Kawartha Lakes Community Sales Barn	Special Stocker Sale
Mar 17	11:00 am	Community Livestock Exchange	Quinte Cattlemen's Special Stocker Sale
Mar 18	12:00 pm	Ontario Stockyards Inc	Bred Cow Sale

### **Comments for the week ending February 9, 2023**

Auction market volumes of fed steers and heifers were slightly larger this week at 411 head, up 55 from the previous week and 22 more than the same time last year. Fed steers were strong ranging from \$192.61-\$202.25 averaging \$197.92 up \$5.47 from the previous week and \$28.66 above year ago prices. Fed heifers sold from \$181.54-\$199.39 averaging \$192.03 up \$9.86 from the week before and \$21.43 stronger than this time last year. Auction markets reported a strong active market with prices anywhere from \$1.00-\$2.00 higher to \$5.00-\$6.00 cwt higher. By mid-week trade was noted as steady and ended the week up \$1.00-\$2.00 cwt.

The Ontario railgrade market started out the previous Friday with a couple of deals noted at \$328.00 dressed with delivery the week of February 13<sup>th</sup>. Monday and Tuesday the market was quiet with no new trade reported as sellers resisted the bids. On Wednesday prices did improve by \$2.00 cwt with a couple of deals noted on the rail at \$330.00 dressed for steers and \$329.00-\$330.00 for heifers, but volumes were very limited. There were reports of cattle being sold to the U.S. this week also.

The Boxed Beef Report by Kevin Grier reported the overview for last week's beef market: "Prices fell last week, which was expected but there was a feeling in the market that a turn was in the air. Demand looks still very good. That is despite all the reasons why it should not be, such as inflation and declining real wages. The rib, chuck and hip have gotten back into more interesting ranges for buyers. Furthermore, given beef's volatile moves in the last two months, buyers are considering whether now is the time to get busy again. That is especially the case given that all buyers know that supplies will be declining, at least in 2H. With that supply warning in place, the fact is that current supplies are still abundant. Kills will remain close to year ago levels for at least a month."

The demand for fed/cull cows remained strong this week on 2,435 head which sold through auction markets, down 142 from last week and 437 fewer than the same week last year. Cows ranged from \$84.84-\$121.63 with a weekly weighted average price of \$102.16 up \$2.58 cwt from the previous week and \$21.92 above year ago prices. Auction markets reported trade as active and strong with higher prices to start. By Tuesday trade was steady to \$5.00-\$6.00 cwt higher and by mid-week price were reported as stronger. Thursday saw cows trade at barely steady prices. 344 of this week's offering were beef cows up 74 head from last week, averaging \$109.81 cwt up \$7.82 from last week's weighted average beef cow price.

Lighter receipts of stocker and feeder cattle were on offer at auction markets this week at 2,519 head, down 1,330 from the previous week and 973 fewer than the same time last year. Auction markets reported trade as active with calves selling on a strong demand at firm prices to sharply to extremely stronger prices. Heavier cattle were firm and fully steady on a good active trade. Actual average prices this week saw steers 400-500 lbs up \$14.41 cwt from last week on average, 500-600 lbs up \$10.53, 600-700 lbs up \$9.94, 700-800 lbs up \$3.49, 800-900 lbs up \$11.64, 900-1000 lbs up \$5.80 but steers 1000 lbs and over averaged \$1.51 easier than last week on average. Heifers from 300-400 lbs were down \$19.84 on light receipts, 400-500 lbs up \$8.30, 500-600 lbs down \$3.63, 600-700 lbs up \$3.78, 700-800 lbs up \$0.32, 800-900 lbs up \$18.08 while heifers 900 lbs and over averaged \$2.03 easier than last week on average. Light weight steers are up \$60.00-\$65.00 cwt from this time last year while heavy steers are up \$45.00-\$60.00. Light weight heifers are up \$340.00-\$47.00 and heavier heifers up \$43.00-\$46.00 cwt from the same time last year.

The Quebec electronic market this week was reported from \$332.50-\$333.00 dressed on a picked-up basis up, \$0.19 cwt from last week on average.

Alberta direct trade was light Wednesday afternoon with sales reported at \$325.00 cwt delivered on a dressed basis, up \$4.00-\$5.00 cwt from last week. Light trade continued Thursday with Canfax noting sales from \$325.00-\$327.00 cwt delivered on a dressed basis up \$5.00-\$6.00 from the previous week's trade. Canfax reports that: "Cattle that traded this week were being scheduled for early March delivery. Fed cattle prices have strengthened for nine consecutive weeks gaining \$12/cwt. Fed cattle prices are now within \$9/cwt of their all-time highs set back in May 2015. On a cash-to-cash basis Alberta fed prices are trading at roughly a \$20/cwt discount against the US market. For the beginning of February this is the weakest basis since 2014."

The U.S. cash cattle trade the week February 3rd was very quiet with just a couple of deals on Thursday at \$248.00 dressed, steady to the previous week but not enough to establish a market. Light trade finally surfaced late Friday afternoon and carried into Saturday at stronger prices. In the south light trade is reported at mainly \$158.00 live up \$2.00 cwt from the previous week. In the north some live trade was noted from \$155.00-\$160.00 up \$2.00-\$3.00 with very light dressed deals from \$248.00-\$254.00, mainly \$250.00 up \$2.00. Overall weekly prices reported by the USDA Mandatory price report saw live steers average \$158.17 up \$2.92 while heifers averaged \$157.96 up \$2.47 from the previous week on average. On the rail steers averaged \$249.88 up \$2.16 with heifers averaging \$249.40 up \$2.03 from the week before on average.

This week the U.S. cash cattle trade saw a light test mid-week in the south at \$159.00 live, up \$1.00 from last week on average with a light test on Thursday also noted at \$159.00 live. In the north the market was quiet until Thursday, where a light to moderate trade developed from \$250.00-\$255.00 delivered on a dressed basis, mainly \$254.00 up \$4.00 cwt. A few live deals were noted at \$158.00 live which is steady. Today a light trade in the south has surfaced late afternoon at \$160.00-\$161.00 live up \$1.00-\$2.00 from last week.