



## Weekly Market Information Report for the week ending Thursday, February 16, 2023

The following information is collected from various sources and disseminated by Beef Farmers of Ontario.

### ONTARIO DIRECT TO PACKER RAILGRADE CATTLE TRADE

Prices are on a carcass weight basis before grade and weight discounts. Weekly Range:

A Grade Steers	332.00
A Grade Heifers	331.00-332.00

### ONTARIO LIVE CATTLE TRADE

Ontario auction sales this week saw weighted average price ranges for:

FED CATTLE	Volume	Price Range	Average	Top	Last Week Avg
Large Frame Steers +1250	116	194.34-203.02	199.21	209.00	199.25
Medium Frame Steers +1250	115	184.46-198.45	193.44	209.00	191.18
Large & Medium Frame Steers +1250	231	188.69-201.72	196.71	209.00	197.92
Large Frame Heifers +1000	125	193.55-202.00	198.19	213.00	194.31
Medium Frame Heifers +1000	107	183.56-197.32	190.71	209.00	191.12
Large & Medium Frame Heifers +1000	232	187.88-200.26	194.77	213.00	192.03
Fed steers, Dairy & Dairy Cross +1250	46	147.17-171.97	158.58	192.00	178.17
Fed heifers, Dairy & Dairy Cross +1000	121	105.83-171.50	141.63	197.00	142.19
Cows - All Weights	2,583	81.22-116.77	97.02	169.99	102.16
Bulls - All Weights	96	112.52-145.68	128.26	185.00	136.03

### STOCKERS - Large and Medium Frame

STEERS	Volume	Price Range	Average	Top	Last Week Avg
1000+	476	230.22-259.94	248.00	268.50	236.82
900-999	315	246.06-265.98	257.87	277.50	256.79
800-899	289	236.05-271.65	253.55	285.00	251.00
700-799	312	240.67-279.20	265.50	300.00	258.46
600-699	475	238.85-303.61	276.71	333.00	280.61
500-599	300	260.04-329.37	305.10	363.00	293.38
400-499	128	263.30-333.76	300.29	370.00	290.56
-399	54	246.84-319.96	286.66	375.00	250.03

### STOCKERS - Large and Medium Frame

HEIFERS	Volume	Price Range	Average	Top	Last Week Avg
+900	184	198.62-230.07	217.48	255.00	211.09
800-899	81	188.97-227.46	213.99	246.00	220.85
700-799	166	215.06-245.80	232.89	260.00	216.04
600-699	299	233.63-260.33	247.79	272.50	230.34
500-599	217	213.84-270.21	248.36	292.00	236.33
400-499	168	208.49-262.97	239.49	320.00	236.18
300-399	33	206.58-241.27	223.09	295.00	228.51
-299	14	252.86-287.86	270.54	300.00	203.50

At Kawartha Lakes Community Sale Barn: February 11, 2023 – 256 cows, 16 bulls, 34 veal, 10 fed cattle, 19 stockers

	Price Range	Avg.	Top
Cows	84.00-125.00	96.84	141.00
Bulls under 1600 lbs	101.00-115.00	107.32	115.00
Bulls over 1600 lbs	109.00-158.00	127.51	158.00
Veal over 600 lbs	155.00-215.00	176.68	215.00

**Denfield Livestock Exchange Inc., February 14, 2023: 244 Fed Cattle, 26 Veal, 88 Cows, 8 Bulls, 5 stockers**

	<b>Price Range</b>	<b>Average</b>	<b>Top</b>
<b>Large &amp; Medium Frame Fed Steers +1250 lbs</b>	199.00-205.25	202.31	209.00
<b>Large &amp; Medium Frame Fed Heifers +1000 lbs</b>	197.75-202.25	200.14	205.25
<b>Cows</b>	82.50-120.00	100.80	140.50
<b>Veal calves 600 lbs +</b>	154.00-206.00	188.95	229.00

**At Aylmer Stockyards Inc.: February 15, 2023 – 13 veal, 238 Cows, 67 fed cattle, 15 stockers, 1 bull**

	<b>Price Range</b>	<b>Average</b>	<b>Top</b>
<b>Fed Heifers, dairy &amp; dairy cross 1000+ lbs</b>	91.00-191.99	151.00	191.99
<b>Cows</b>	67.00-140.99	99.89	155.00
<b>Veal 600+ lbs</b>	110.00-204.00	175.89	204.00

**ONTARIO STOCKER & FEEDER TRADE**

**Stocker sale at Brussels Livestock: February 10, 2023– 718 Stockers**

<b>Steers</b>	<b>Price Range</b>	<b>Average</b>	<b>Top</b>	<b>Heifers</b>	<b>Price Range</b>	<b>Average</b>	<b>Top</b>
<b>1000+</b>	221.00-262.50	251.06	262.50	<b>900+</b>	202.50-236.25	221.24	236.25
<b>900-999</b>	243.50-262.00	256.37	262.00	<b>800-899</b>	209.50-246.00	232.18	246.00
<b>800-899</b>	232.00-264.75	250.34	264.75	<b>700-799</b>	202.00-248.00	226.07	248.00
<b>700-799</b>	230.00-258.00	243.54	270.00	<b>600-699</b>	225.00-249.00	237.14	249.00
<b>600-699</b>	235.00-292.00	265.19	308.00	<b>500-599</b>	213.00-258.00	241.15	291.00
<b>500-599</b>	287.50-346.00	328.04	346.00	<b>400-499</b>	211.00-265.00	241.94	265.00
<b>400-499</b>	277.50-363.00	316.28	363.00	<b>300-399</b>	200.00-251.00	212.75	251.00
<b>399-</b>	270.00-317.00	313.25	317.00				

**Stocker sale at: Community Livestock Exchange: February 14, 2023 – 98 Stockers**

<b>Steers</b>	<b>Price Range</b>	<b>Average</b>	<b>Top</b>	<b>Heifers</b>	<b>Price Range</b>	<b>Average</b>	<b>Top</b>
<b>600-699</b>	180.00-279.99	221.49	279.99	<b>500-599</b>	150.00-270.00	217.39	270.00
<b>500-599</b>	197.50-302.49	279.40	302.49	<b>400-499</b>	150.00-275.00	216.10	275.00
<b>400-499</b>	235.00-339.00	280.90	339.00				

**Stocker sale at: Keady Livestock Market: February 14, 2023 – 710 Stockers**

<b>Steers</b>	<b>Price Range</b>	<b>Average</b>	<b>Top</b>	<b>Heifers</b>	<b>Price Range</b>	<b>Average</b>	<b>Top</b>
<b>900-999</b>	253.00-264.00	257.55	264.00	<b>900+</b>	199.00-243.00	233.18	255.00
<b>800-899</b>	270.00-285.00	275.41	285.00	<b>700-799</b>	248.00-260.00	254.02	260.00
<b>700-799</b>	266.00-300.00	289.95	300.00	<b>600-699</b>	266.00-272.50	266.84	272.50
<b>600-699</b>	256.00-333.00	299.74	333.00	<b>500-599</b>	257.50-292.00	288.30	292.00
<b>500-599</b>	286.00-318.00	310.15	335.00	<b>400-499</b>	247.00-281.00	258.96	290.00
<b>400-499</b>	315.00-365.00	340.00	365.00				

*The next regular sale is scheduled for Tuesday March 14<sup>th</sup> @ 9:00 am.*

**Stocker sale at: Renfrew Pontiac Livestock: February 14, 2023 – 264 Stockers**

<b>Steers</b>	<b>Price Range</b>	<b>Average</b>	<b>Top</b>	<b>Heifers</b>	<b>Price Range</b>	<b>Average</b>	<b>Top</b>
<b>800-899</b>	175.00-245.99	235.00	245.99	<b>800-899</b>	119.99-210.99	184.40	210.99
<b>700-799</b>	210.00-270.00	253.20	270.00	<b>700-799</b>	135.00-222.50	199.79	222.50
<b>600-699</b>	222.50-297.00	270.29	297.00	<b>600-699</b>	194.99-252.99	224.10	252.99
<b>500-599</b>	175.00-317.49	276.29	317.49	<b>500-599</b>	175.00-257.50	232.79	257.50
<b>400-499</b>	235.00-335.00	291.80	335.00	<b>400-499</b>	214.99-254.99	241.19	254.99
<b>399-</b>	260.00-302.49	281.80	302.49	<b>300-399</b>	212.50-245.00	227.00	245.00

**Stocker sale at Ontario Livestock Exchange, February 15, 2023 – 464 stockers**

<b>Steers</b>	<b>Price Range</b>	<b>Average</b>	<b>Top</b>	<b>Heifers</b>	<b>Price Range</b>	<b>Average</b>	<b>Top</b>
<b>1000+</b>	239.00-268.50	253.74	268.50	<b>900+</b>	227.50-250.00	240.45	250.00
<b>900-999</b>	260.00-277.50	270.38	277.50	<b>800-899</b>	212.00-228.00	221.20	228.00
<b>800-899</b>	249.00-251.00	250.67	251.00				

Stocker sale at **Ontario Livestock Exchange: February 16, 2023 – 320** Stockers

Steers	Price Range	Average	Top	Heifers	Price Range	Average	Top
1000+	222.50-236.00	234.77	236.00	900+	116.00-200.00	168.75	215.00
900-999	168.00-233.00	207.18	233.00	800-899	162.50-215.00	195.30	215.00
800-899	207.50-260.00	228.65	260.00	700-799	220.00-230.00	224.44	242.50
700-799	247.50-285.00	262.05	285.00	600-699	197.50-230.00	219.00	230.00
600-699	225.00-302.50	269.62	330.00	500-599	230.00-255.00	238.42	255.00
500-599	232.50-363.00	295.35	363.00	400-499	205.00-262.50	243.65	320.00
400-499	300.00-370.00	339.55	370.00	300-399	195.00-235.00	213.00	235.00
399-	170.00-305.00	240.00	305.00				

Stocker sale at **Ontario Stockyards Inc: February 16, 2023 – 808** Stockers

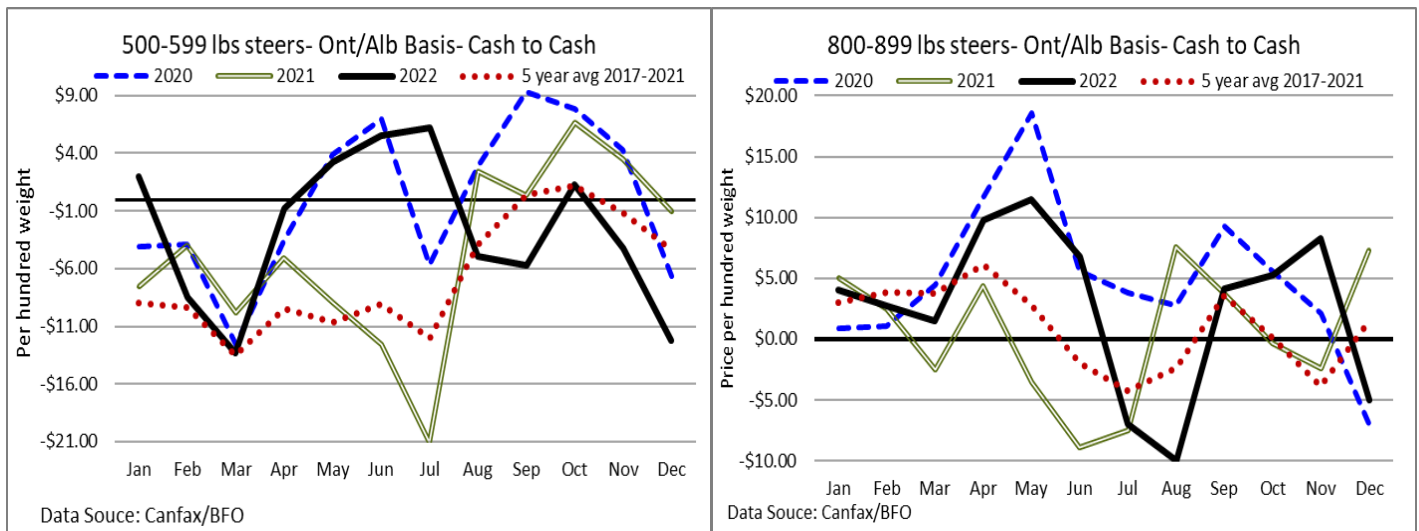
Steers	Price Range	Average	Top	Heifers	Price Range	Average	Top
1000+	173.00-205.00	179.35	205.00	900+	135.00-151.00	141.30	151.00
900-999	180.00-243.00	213.50	245.00	800-899	200.00-206.00	203.43	206.00
800-899	190.00-266.00	222.58	278.50	700-799	200.00-246.00	228.00	246.00
700-799	240.00-280.00	267.92	293.00	600-699	233.50-267.00	252.56	270.00
600-699	253.00-311.00	288.15	323.00	500-599	225.00-277.00	250.09	277.00
500-599	288.00-344.00	317.36	352.50	400-499	230.00-270.00	251.74	285.00
400-499	270.00-330.00	302.16	359.00	300-399	240.00-285.00	267.86	285.00
399-	270.00-367.50	305.63	367.50				

**ONTARIO STOCKER AND FEEDER TRADE SPECIAL SALES**

Stocker sale at **Cargill Auction Market Inc: February 15, 2023 – 360** Stockers

Steers	Price Range	Heifers	Price Range	Top
1000+	Not enough sold to	900+	140.00-154.00	155.50
900-999	Establish a price report	800-899	145.00-158.00	159.25

A top quality offering of heifers sold \$5.00-\$10.00 cwt higher than the previous sale.

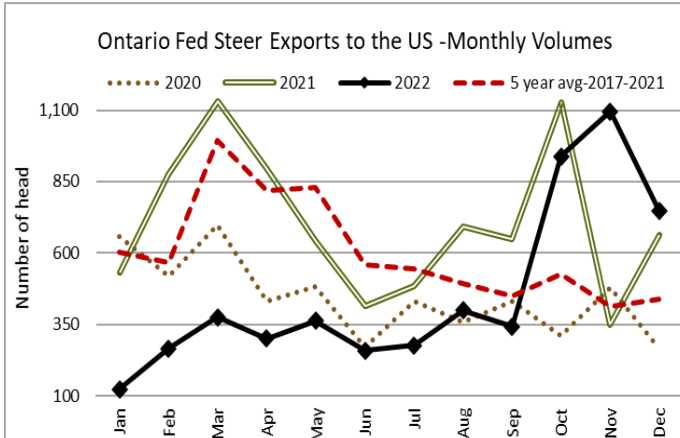


**WEEKLY LIVE CATTLE EXPORTS-ONTARIO**

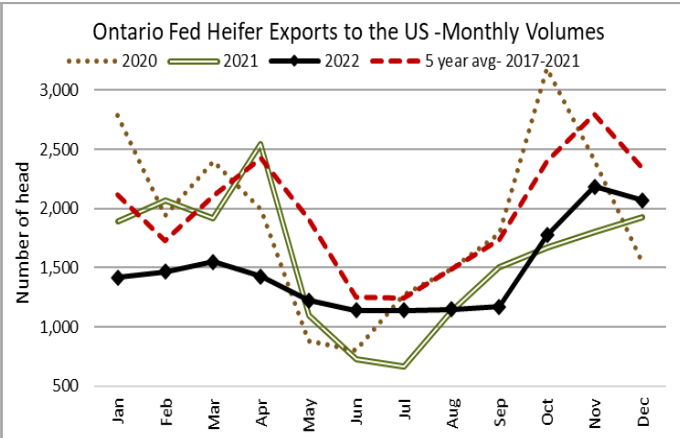
	Week ending Jan 28, 2023	Week ending Jan 21, 2023	Year to Date
Total live slaughter cattle exported through Ontario ports to the U.S.	2,405	2,557	9,935
Steers & Heifers & Cows	2,301	2,479	9,588
Bulls	104	78	347

## MONTHLY LIVE CATTLE EXPORTS TO THE U.S. FROM ONTARIO (Canfax/Stats Canada)

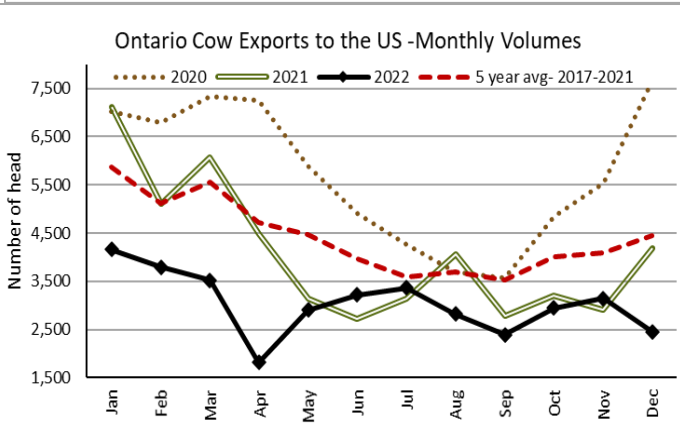
	December 2022	2022	2021	% change from 2021
<b>Steers</b>	748	5,486	8,457	-37.5%
<b>Heifers</b>	2069	17,720	18,969	-6.6%
<b>Cows</b>	2450	36,546	48,928	-25.3%
<b>Bulls</b>	6	319	354	-9.9%
<b>Feeders</b>	0	2,965	724	+310%
<b>Total</b>	<b>5,273</b>	<b>63,036</b>	<b>77,432</b>	<b>-18.6</b>



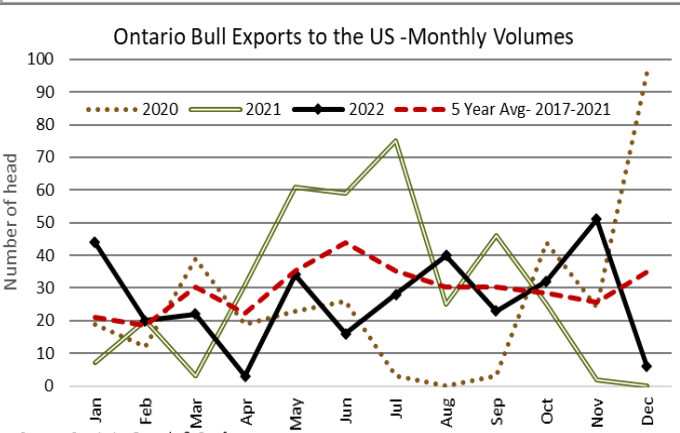
Source: Statistics Canada & Canfax



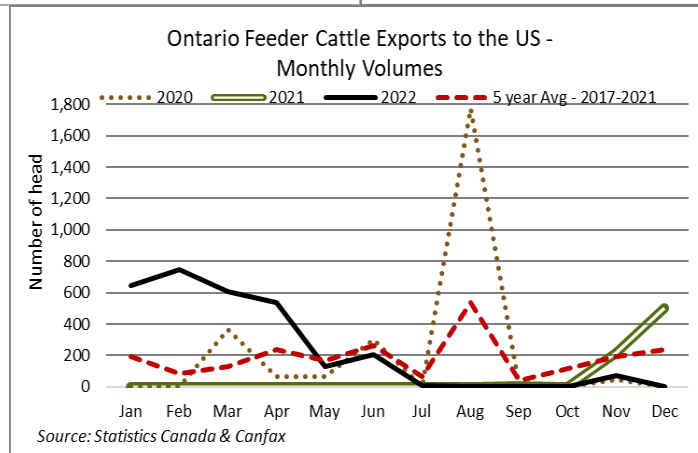
Source: Statistics Canada & Canfax



Source: Statistics Canada & Canfax



Source: Statistics Canada & Canfax



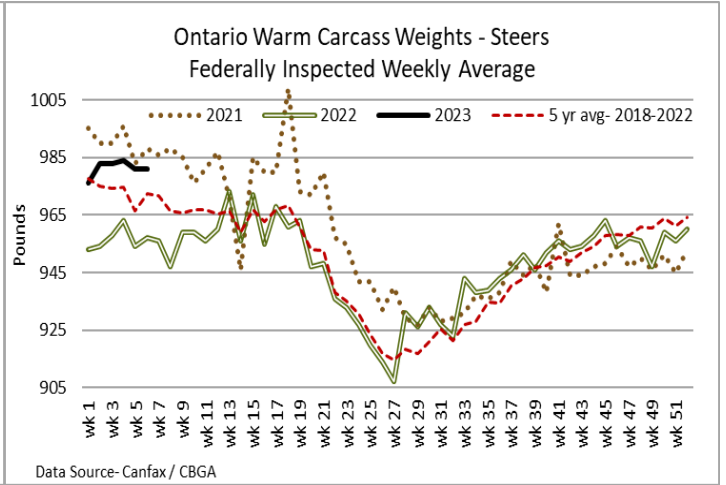
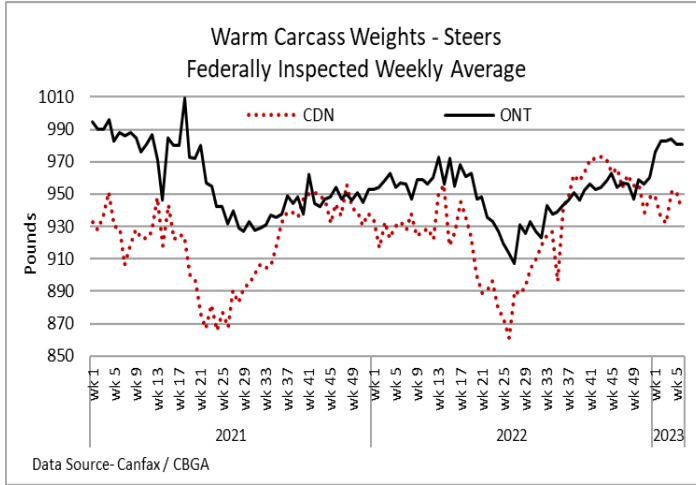
Source: Statistics Canada & Canfax

### CANADIAN- FEDERALLY INSPECTED PROCESSING-Canfax/CBGA 2023

	Week Ending <b>Feb 11, 2023</b>	# of hd change from week ago	YTD	% Change (Week Ago)	% Change (Year Ago)
<b>Grand Total</b>	67,222	+4,608	385,871	+7%	+4%
<b>Western Processing</b>	55,097	+5,315	307,407	+11%	+5%
<b>Eastern Processing</b>	12,125	-707	78,464	-6%	-3%

**ONTARIO- FEDERALLY INSPECTED PROCESSING-Canfax/CBGA 2023**

	Week Ending <b>Jan 28, 2023</b>	# of hd change from week ago	YTD	% Change (Week Ago)	% Change (Year Ago)
<b>Grand Total</b>	<b>10,635</b>	<b>-543</b>	<b>69,475</b>	<b>-4.9%</b>	<b>-4.2%</b>



**AVERAGE CARCASS WEIGHTS – CANADA-Canfax/CBGA**

	<b>Steers</b>	<b>Heifers</b>
<b>Feb 11, 2023</b>	<b>940</b>	<b>845</b>
<b>Feb 4, 2023</b>	<b>952</b>	<b>840</b>
<b>Feb 12, 2022</b>	<b>933</b>	<b>835</b>

**AVERAGE CARCASS WEIGHTS – ONTARIO-Canfax/CBGA**

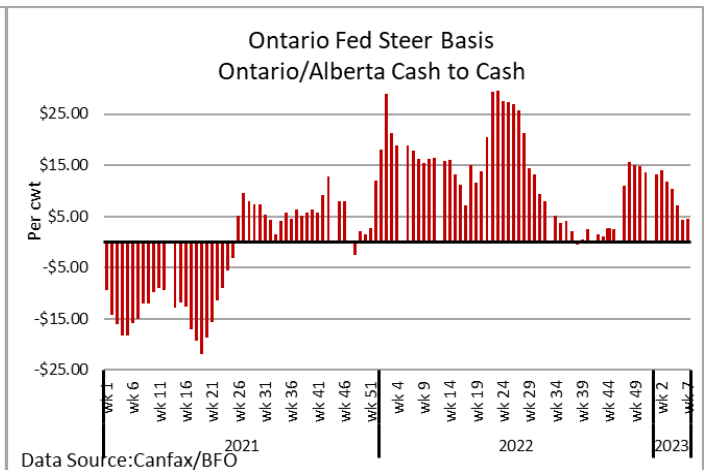
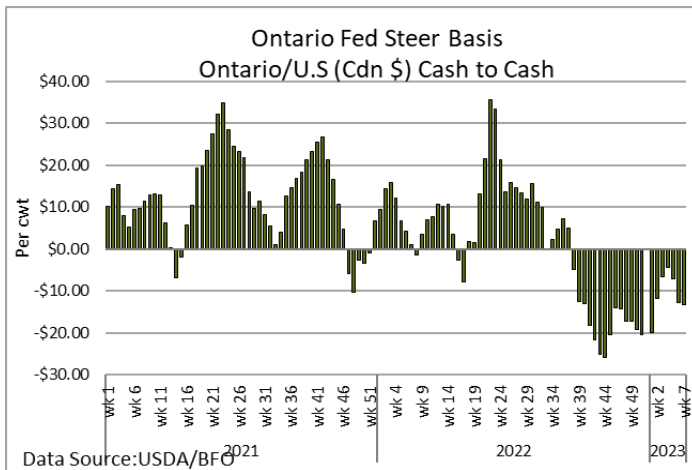
	<b>Steers</b>	<b>Heifers</b>
<b>Feb 11, 2023</b>	<b>981</b>	<b>856</b>
<b>Feb 4, 2023</b>	<b>981</b>	<b>848</b>
<b>Feb 12, 2022</b>	<b>956</b>	<b>857</b>

**USDA ESTIMATED CATTLE PROCESSING VOLUME**

	Week Ending <b>February 18, 2023</b>	Previous Week	Year Ago
<b>Grand Total</b>	<b>627,000</b>	<b>630,000</b>	<b>670,000</b>

**QUEBEC ELECTRONIC AUCTION MARKET (F.O.B. THE FEEDLOT)**

	<b>Price</b>	<b>Change from Last Week</b>
For the week ending Feb 16, 2023	<b>336.50</b>	<b>+3.81</b>



### ALBERTA DIRECT TRADE

Alberta's direct trade: for the week ending Feb 16, 2023

<b>Steers</b>	Live <b>FOB</b>	194.75-199.45	Rail <b>FOB</b>	325.50-326.50
<b>Heifers</b>	Live <b>FOB</b>	N/T	Rail <b>FOB</b>	Not enough sold to report

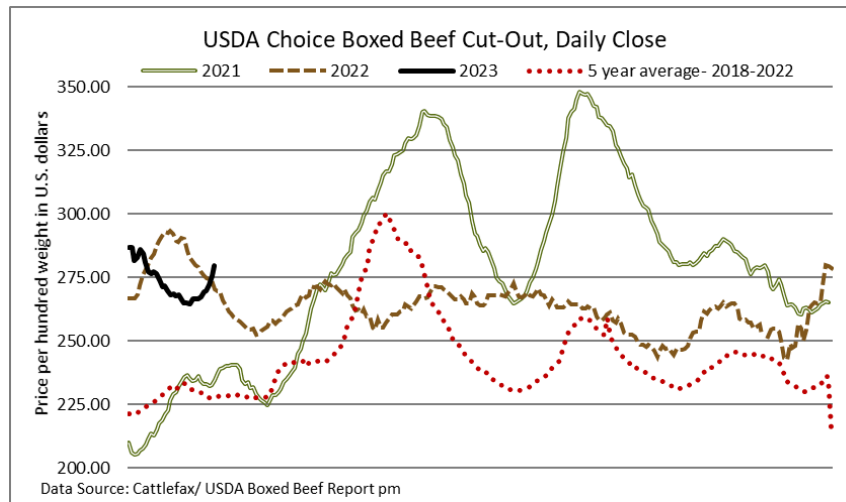
### U.S. TRADE (U.S. funds)

The U.S. cash cattle trade: for the week ending Feb 16, 2023

Choice and Select Steers and Heifers:	Live	157.00-163.00
	Rail	245.00-258.00

### U.S. BOXED BEEF CUT-OUT VALUES (U.S. funds)

	<b>Choice</b>	<b>Select</b>
	<b>600-900</b>	<b>600-900</b>
<b>Current Five Day Average</b>	273.88	258.62



### BEEF EXPORTS – CANADA (AAFC)

	<b>United States</b>	<i>Change from last year YTD</i>	<b>Mexico</b>	<i>Change from last year YTD</i>
	<i>Jan 1- Dec 31/2022</i>		<i>Jan 1- Dec 31/2022</i>	
Total	361,051 tonnes	+2% or +7,207 tonnes	26,521 tonnes	+13% or +3,125 tonnes
	<b>Japan</b>	<i>Change from last year YTD</i>	<b>South Korea</b>	<i>Change from last year YTD</i>
	<i>Jan 1- Dec 31/2022</i>		<i>Jan 1- Dec 31/2022</i>	
Total	67,833 tonnes	+17% or +9,701 tonnes	19,008 tonnes	+48% or +6,197 tonnes

### LIVE CATTLE – CANADA (AAFC)

<b>IMPORTS</b>	<i>Import % change from 2021 YTD</i>	<b>EXPORTS</b>	<i>Export % change from 2022 YTD</i>
<i>Jan 1- Dec 31/2022</i>		<i>Jan 1- Jan 28/2023</i>	
Pure bred	15,550 -3%	Slaughter steers & heifers & cows	37,638 -11%
Non-pure bred	301,616 -22%	Feeder cattle & calves	9,215 -33%
		Bulls	1,910 +31%

### BEEF PRODUCTION – CANADA (AAFC)

	<i>Jan 1 – Feb 4, 2023</i>	<i>Last Year Same Time</i>	<i>% Change</i>
Fed	106,176 tonnes	103,650 tonnes	+2%
Non-fed	20,182 tonnes	16,942 tonnes	+19%



### BEEF IMPORTS – CANADA (AAFC)

	Jan 1 – Feb 4, 2023	Last Year Same Time	% Change
United States	8,418 tonnes	8,346 tonnes	+1%
Non-CUSMA	2,415 tonnes	3,541 tonnes	-32%
EU-27 (beef/veal total)	440 tonnes	2,321 tonnes	-81%
Total	12,560 tonnes	15,416 tonnes	-19%

### CHICAGO MERCANTILE EXCHANGE

Closing quotes on futures **today** were as follows:

Live Cattle			Feeder Cattle			Corn		
Feb	163.75	+0.80	Mar	186.52	+0.30	Mar	6.776	+1.6
Apr	164.65	+0.57	Apr	190.45	-0.15	May	6.774	+2.4
Jun	160.12	+0.40	May	194.35	-0.12	Jul	6.660	+2.0
Aug	159.05	+0.27	Aug	207.72	-0.12	Sep	6.106	+2.0
Oct	163.15	+0.25	Sep	210.37	-0.35	Dec	5.956	+2.2
Dec	167.22	+0.27	Oct	212.70	-0.20	Mar	6.030	+2.2
Soybeans			Soft Red Winter Wheat			Canadian \$		
Mar	15.272	+0.6	Mar	7.654	+0.4	Spot	74.24	-0.23
May	15.222	+1.0	May	7.762	+0.0	Mar	74.24	-0.24
Jul	15.144	+1.4	Jul	7.810	+0.2	Jun	74.34	-0.24
Aug	14.830	+3.0	Sep	7.896	-0.2	Sep	74.45	-0.24
Sep	14.172	+3.6	Dec	8.036	-1.0	Dec	74.57	-0.24
Nov	13.862	+2.4	Mar	8.114	-1.4	Mar	74.68	-0.23

Beef Farmers of Ontario, 130 Malcolm Road, Guelph, ON N1K 1B1 Phone: (519) 824-0334 Fax: (519) 824-9101 or email: [markets@ontariobeef.com](mailto:markets@ontariobeef.com)

### ONTARIO STOCKER & FEEDER TRADE SPECIAL SALES

Feb 15	7:00 pm	Cargill Auction Market	Special Stocker Sale
Feb 23	11:00 am	Ontario Stockyards Inc	Special Spring Stocker Sale (in regular sale)
Feb 25	11:00 am	David Carson Farms & Auction Services	Bred Cows, Cow/Calf Pairs, Stocker Sale
Feb 25	1:00 pm	Kawartha Lakes Community Sales Barn	Beef Cow Sale- Herd Dispersal
Feb 28	12:00 pm	Aylmer Stockyards Inc	Special Stocker Sale
Feb 28	1:00 pm	Vankleek Hill Livestock Exchange	Special Stocker Sale
Mar 8	7:00 pm	Cargill Auction Market	Special Stocker Sale
Mar 15	11:00 am	Kawartha Lakes Community Sales Barn	Special Stocker Sale
Mar 17	11:00 am	Community Livestock Exchange	Quinte Cattlemen's Special Stocker Sale
Mar 18	12:00 pm	Ontario Stockyards Inc	Bred Cow Sale

### Comments for the week ending February 16, 2023

463 fed steers and heifers sold through auction markets this week up 20 head from the previous week and 167 more than the same week last year. Fed steers traded from \$188.69-\$201.72 averaging \$196.71 down \$1.21 from last week and \$30.82 higher than this time last year. Fed heifers sold from \$187.88-\$200.03 averaging \$194.77 up \$2.74 from the prior week and \$25.87 higher than this time last year. Auction markets reported trade as active with prices steady with quality considered to \$1.00-\$2.00 cwt higher to start the week. By mid-week trade was reported as active at prices \$3.00-\$5.00 cwt stronger and ended the week up \$1.00 cwt from the previous week's trade.

The Ontario railgrade market advanced another \$3.00 cwt this week on average, with steers reported at \$332.00 dressed and heifers from \$331.00-\$332.00 cwt. Trade was light with delivery reported for the week of February 20<sup>th</sup>. Prices are up \$42.00 cwt from the same time last year. Reports of cattle going south of the border this week were noted at a slight premium to the local packers.

There were 2,583 fed/cull cows sold through auction markets this week up 148 head from last week but fully steady to the same time last year. Cows ranged from \$81.22-\$116.77 with a weekly weighted average price of \$97.02 down \$5.14 cwt from the previous week but still \$16.18 stronger than year ago prices. Auction markets

reported trade as steady to barely steady and slightly lower, with just one market noting stronger prices. 472 head of this week's offering were beef cows, up 128 head from the previous week, averaging \$104.88 down \$4.93 cwt from last week's weighted average beef cow prices.

992 more stocker and feeder cattle were sold through auction markets this week compared to last at 3,511 head, and 492 more than the same time last year. Auction markets reported good to excellent buyer demand with active trading. Calves were noted as selling strong and steady to start, but by mid-week trade was up \$5.00-\$8.00 cwt and ended the week on a higher tone. Heavier cattle were reported as strong and steady to start, and higher to \$3.00-\$5.00 cwt stronger by mid-week. The market ended the week at higher prices. Actual average prices this week saw steers 400-500 lbs up \$9.73 on average, 500-600 lbs up \$11.72, 600-700 lbs down \$3.90, 700-800 lbs up \$7.04, 800-900 lbs up \$2.55, 900-1000 lbs up \$1.08 and steers 1000 lbs and over averaged \$11.18 higher than last week's weighted average prices. Heifers from 300-400 lbs were down \$5.42, 400-500 lbs up \$3.31, 500-600 lbs up \$12.03, 600-700 lbs up \$17.45, 700-800 lbs up \$16.85, 800-900 lbs down \$6.86 (on very light receipts) while heifers 900 lbs and over averaged \$6.39 above last week's weighted average prices.

The Quebec electronic market this week was reported at \$336.50 dressed on a picked-up basis up, \$3.81 cwt from last week on average.

Alberta direct trade this week was light with Canfax reporting sales from \$327.00-\$328.00 cwt delivered on a dressed basis, up \$1.00-\$2.00 cwt from last week with delivery the first half of March. Canfax reports: "Live sales were reported around 195.00 FOB the feedlot, steady with last week's weighted average price. A few Alberta cattle traded to the US, depending on freight and dressing percentage, sales to the US working back around 199.00 FOB the feedlot. Sales to the US were at a slight premium over local deals.

The U.S. cash cattle trade the week February 10th was fairly quiet until the second half of the week with light business developing in the north first from \$250.00-\$255.00 cwt dressed, mainly \$254.00 up \$4.00 cwt. A very light test on a live basis in the north ranged from \$157.00-\$161.00 live, steady to \$1.00 higher, but prices were based on the shape of the cattle as many parts were dealing with very muddy conditions. In the south a couple of scattered deals through the week were noted but moderate trade did not develop until late Friday afternoon from \$159.00-\$161.00 live, mainly \$160.00-\$161.00 up \$1.00-\$2.00 from the previous week. Overall average prices for the week reported by the USDA Mandatory Price Report saw live steers average \$159.62 up \$1.45 with live heifers averaging \$159.52 up \$1.56. On the rail steers averaged \$253.91 up \$4.03 cwt while heifers averaged \$253.51 up \$4.11 cwt from the week before.

This week the U.S. cash cattle trade was quiet again for the first half of the week. Wednesday saw a couple of deals in Iowa and Nebraska at \$254.00-\$255.00 dressed and \$159.00-\$163.00 live, but not enough sold to establish a market. Boxed beef prices improved this week indicating a good demand for beef. Late afternoon Thursday trade was light to moderate with sales reported from \$252.00-\$258.00 dressed, most \$256.00-\$257.00 and majority at \$257.00 up \$2.00-\$3.00 cwt from last week, with some live deals from \$159.00-\$163.00, mainly \$160.00-\$161.00 which is \$0.50-\$1.00 higher. The south remained fairly quiet with just a few deals in Kansas noted at \$161.00 live up \$1.00 cwt, but not enough to establish a market report. Today a light trade in the north is developing at \$257.00 dressed, steady to Thursday and \$3.00 stronger than last week. In the south a light test is starting to surface at \$162.00 live, up \$2.00 cwt from last week. Business should continue this afternoon with asking prices firm at \$163.00 live in the south and \$260.00 dressed in the north.