



## Weekly Market Information Report for the week ending Thursday, March 2, 2023

The following information is collected from various sources and disseminated by Beef Farmers of Ontario.

### ONTARIO DIRECT TO PACKER RAILGRADE CATTLE TRADE

Prices are on a carcass weight basis before grade and weight discounts. Weekly Range:

A Grade Steers	342.00
A Grade Heifers	341.00-342.00

### ONTARIO LIVE CATTLE TRADE

Ontario auction sales this week saw weighted average price ranges for:

FED CATTLE	Volume	Price Range	Average	Top	Last Week Avg
Large Frame Steers +1250	85	200.59-211.00	205.57	219.00	199.39
Medium Frame Steers +1250	60	186.67-208.98	202.55	221.00	192.08
Large & Medium Frame Steers +1250	145	197.22-210.07	205.02	221.00	196.23
Large Frame Heifers +1000	116	194.75-207.14	201.71	222.00	197.82
Medium Frame Heifers +1000	121	187.18-206.55	198.10	218.50	195.97
Large & Medium Frame Heifers +1000	237	189.89-208.16	200.21	222.00	196.89
Fed steers, Dairy & Dairy Cross +1250	70	171.92-188.48	183.22	206.25	181.23
Fed heifers, Dairy & Dairy Cross +1000	74	118.30-155.84	137.30	185.50	141.14
Cows - All Weights	2,173	89.04-127.37	107.02	189.00	100.30
Bulls - All Weights	93	124.73-157.46	142.14	225.00	138.73

### STOCKERS - Large and Medium Frame

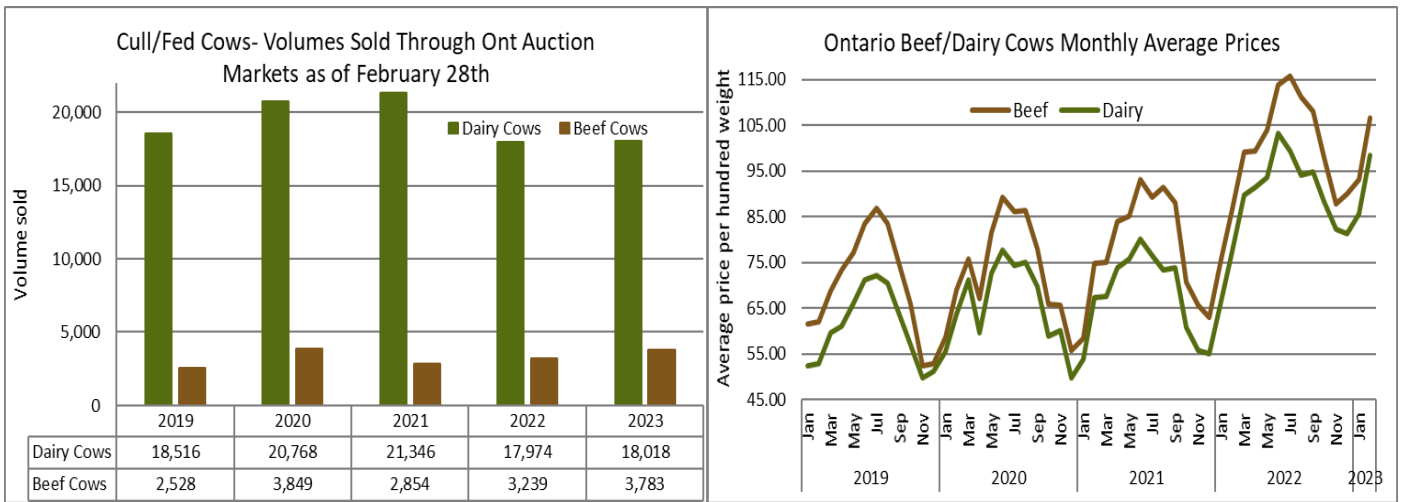
STEERS	Volume	Price Range	Average	Top	Last Week Avg
1000+	386	239.63-260.82	250.68	264.00	253.32
900-999	379	255.82-274.00	267.02	276.50	254.68
800-899	181	251.33-277.21	266.42	291.00	255.18
700-799	221	248.92-289.71	273.13	307.50	277.54
600-699	211	269.10-323.19	299.14	339.00	302.67
500-599	213	261.32-340.15	302.63	374.00	319.29
400-499	101	284.08-338.47	314.70	375.00	314.43
-399	16	232.00-347.31	286.91	560.00	262.46

### STOCKERS - Large and Medium Frame

HEIFERS	Volume	Price Range	Average	Top	Last Week Avg
+900	269	204.49-235.95	222.98	252.50	216.45
800-899	119	219.92-240.82	233.59	252.50	218.69
700-799	173	217.45-264.53	246.14	292.50	233.71
600-699	208	214.66-254.36	236.15	267.00	252.44
500-599	181	212.67-270.19	248.25	297.00	250.27
400-499	89	232.57-269.21	257.71	289.00	250.68
300-399	27	244.55-275.66	265.29	305.00	234.95
-299	8	164.69-179.69	172.19	300.00	N/T

At Kawartha Lakes Community Sale Barn: February 25, 2023 – 185 cows, 5 bulls, 6 veal, 27 fed cattle, 7 stockers

	Price Range	Avg.	Top
Large & Medium Frame Heifers 1100 lbs +	194.50-202.50	199.14	202.50
Cows	92.50-127.00	104.81	143.00
Bulls over 1600 lbs	136.00-153.00	154.78	153.00
Veal 125 lbs -	170.00-275.00	209.65	275.00

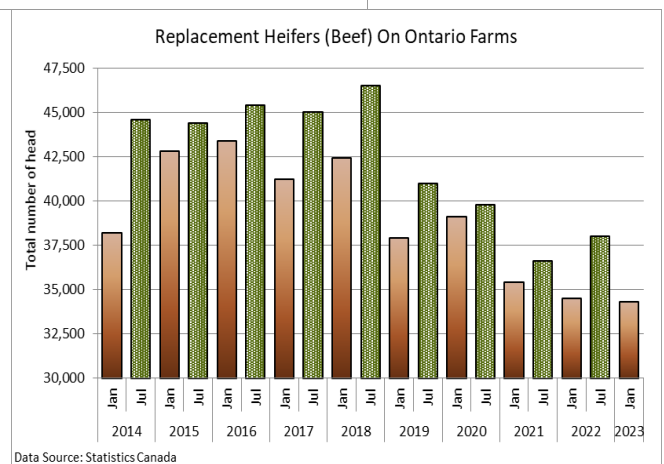
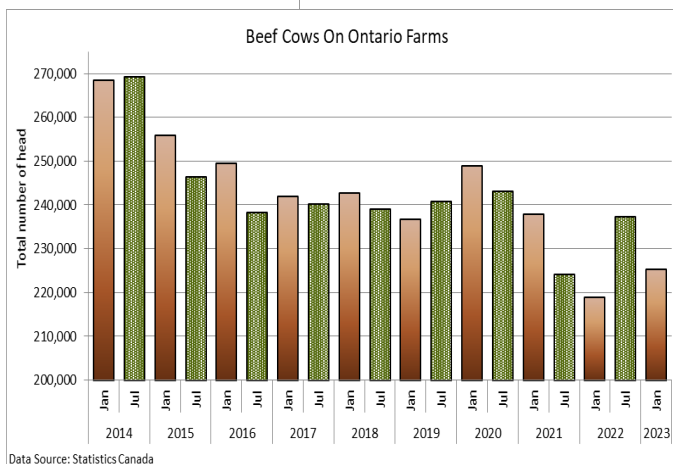
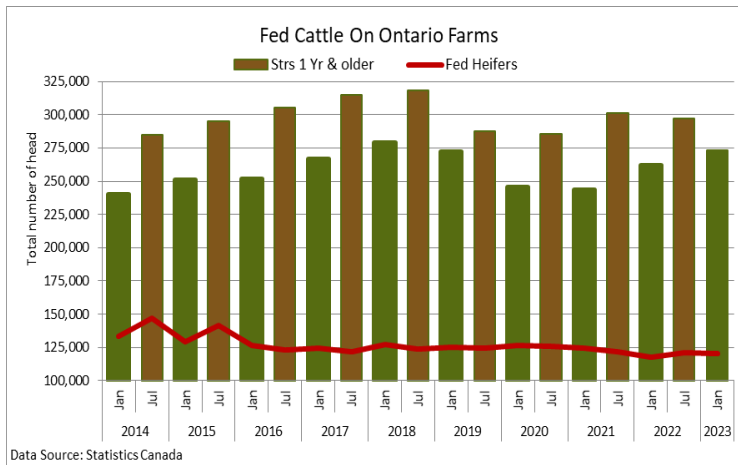


**Denfield Livestock Exchange Inc., February 28, 2023: 163 Fed Cattle, 18 Veal, 69 Cows, 3 Bulls, 9 stockers**

	Price Range	Average	Top
<b>Large &amp; Medium Frame Fed Steers +1250 lbs</b>	205.50-212.25	209.00	221.00
<b>Large &amp; Medium Frame Fed Heifers +1000 lbs</b>	202.00-210.25	206.79	218.50
<b>Cows</b>	94.00-123.00	107.08	154.00
<b>Veal calves 600 lbs +</b>	181.00-206.00	195.17	207.00

**At Aylmer Stockyards Inc.: March 1, 2023 – 20 veal, 254 Cows, 31 fed cattle, 21 stockers**

	Price Range	Average	Top
<b>Fed Heifers, dairy &amp; dairy cross 1000+ lbs</b>	115.99-169.99	155.40	169.99
<b>Cows</b>	67.50-146.99	109.29	161.00
<b>Veal 600+ lbs</b>	136.00-227.00	187.90	227.00



## ONTARIO STOCKER & FEEDER TRADE

Stocker sale at **Brussels Livestock: February 24, 2023– 815** Stockers

<b>Steers</b>	<b>Price Range</b>	<b>Average</b>	<b>Top</b>	<b>Heifers</b>	<b>Price Range</b>	<b>Average</b>	<b>Top</b>
<b>1000+</b>	239.50-261.75	251.95	263.00	<b>900+</b>	205.00-231.00	218.11	252.50
<b>900-999</b>	253.00-275.75	265.18	275.75	<b>800-899</b>	231.00-252.50	245.33	252.50
<b>800-899</b>	267.00-291.00	279.58	291.00	<b>700-799</b>	240.00-292.50	275.43	292.50
<b>700-799</b>	285.00-304.00	294.61	304.00	<b>600-699</b>	249.00-267.00	260.74	267.00
<b>600-699</b>	281.00-325.00	308.25	325.00	<b>500-599</b>	239.00-268.00	245.56	268.00
<b>500-599</b>	286.00-345.00	308.26	349.00				

Stocker sale at: **Community Livestock Exchange: February 28, 2023 – 93** Stockers

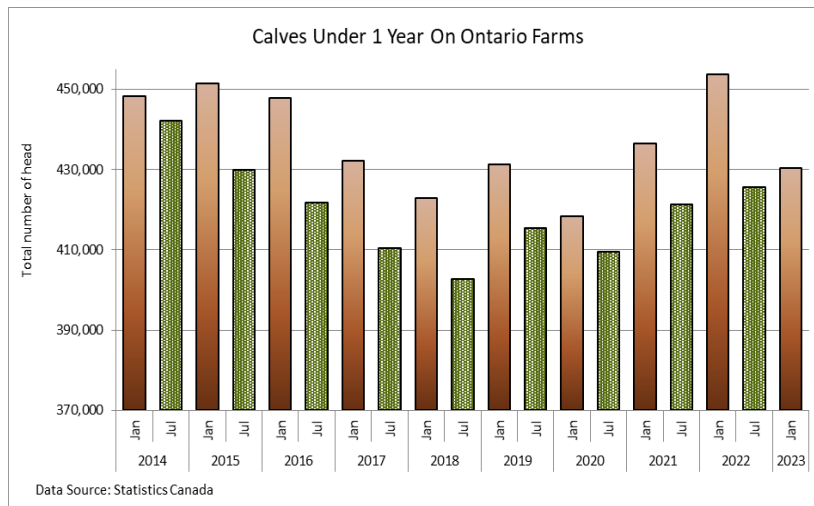
<b>Steers</b>	<b>Price Range</b>	<b>Average</b>	<b>Top</b>	<b>Heifers</b>	<b>Price Range</b>	<b>Average</b>	<b>Top</b>
<b>800-899</b>	180.00-242.49	218.90	242.49	<b>600-699</b>	169.99-245.00	206.59	245.00
<b>700-799</b>	134.00-262.50	216.90	262.50	<b>500-599</b>	172.50-252.49	227.80	252.49
<b>600-699</b>	229.99-287.50	257.39	287.50				
<b>500-599</b>	235.00-339.99	294.30	339.99				

Stocker sale at: **Renfrew Pontiac Livestock: February 28, 2023 – 137** Stockers

<b>Steers</b>	<b>Price Range</b>	<b>Average</b>	<b>Top</b>	<b>Heifers</b>	<b>Price Range</b>	<b>Average</b>	<b>Top</b>
<b>700-799</b>	169.99-283.00	235.30	283.00	<b>700-799</b>	160.00-220.99	190.90	220.99
<b>600-699</b>	285.99-306.99	297.99	306.99	<b>600-699</b>	175.00-250.99	222.19	250.99
<b>500-599</b>	172.50-329.99	284.60	329.99	<b>500-599</b>	155.00-277.00	250.99	277.00
<b>400-499</b>	270.00-314.99	308.89	314.99	<b>400-499</b>	189.9-264.99	243.90	264.99

Stocker sale at **Ontario Livestock Exchange, Mar 1, 2023 – 583** stockers

<b>Steers</b>	<b>Price Range</b>	<b>Average</b>	<b>Top</b>	<b>Heifers</b>	<b>Price Range</b>	<b>Average</b>	<b>Top</b>
<b>1000+</b>	243.00-264.00	253.57	264.00	<b>900+</b>	220.00-249.00	240.00	249.00
<b>900-999</b>	261.00-276.50	271.86	276.50	<b>800-899</b>	225.00-239.00	236.38	239.00
<b>800-899</b>	227.50-266.00	257.82	266.00				



Stocker sale at **Ontario Livestock Exchange: March 2, 2023 – 335** Stockers

<b>Steers</b>	<b>Price Range</b>	<b>Average</b>	<b>Top</b>	<b>Heifers</b>	<b>Price Range</b>	<b>Average</b>	<b>Top</b>
<b>1000+</b>	192.50-210.00	200.31	210.00	<b>900+</b>	150.00-232.00	195.15	232.00
<b>900-999</b>	180.00-210.00	200.25	210.00	<b>800-899</b>	207.50-227.50	216.67	227.50
<b>800-899</b>	227.50-260.00	245.83	260.00	<b>700-799</b>	190.00-237.50	219.32	237.50
<b>700-799</b>	240.00-302.00	281.54	307.50	<b>600-699</b>	215.00-260.00	240.45	260.00
<b>600-699</b>	245.00-320.00	300.64	320.00	<b>500-599</b>	220.00-280.00	255.17	280.00
<b>500-599</b>	240.00-320.00	278.04	355.00	<b>400-499</b>	250.00-280.00	266.88	280.00
<b>400-499</b>	255.00-325.00	280.70	325.00	<b>300-399</b>	250.00-260.00	257.50	260.00
<b>399-</b>	280.00-330.00	305.00	330.00				

Stocker sale at **Ontario Stockyards Inc: March 2, 2023 – 625** Stockers

<b>Steers</b>	<b>Price Range</b>	<b>Average</b>	<b>Top</b>	<b>Heifers</b>	<b>Price Range</b>	<b>Average</b>	<b>Top</b>
<b>1000+</b>	199.00-215.00	204.33	215.00	<b>900+</b>	175.00-220.00	208.00	220.00
<b>900-999</b>	265.50-266.00	265.75	266.00	<b>800-899</b>	223.00-251.00	239.53	251.00
<b>800-899</b>	259.00-277.00	270.90	277.00	<b>700-799</b>	220.00-263.00	241.76	263.00
<b>700-799</b>	284.00-299.25	295.12	305.00	<b>600-699</b>	227.50-260.00	245.34	263.00
<b>600-699</b>	288.00-337.00	311.01	339.00	<b>500-599</b>	240.00-281.00	258.68	297.00
<b>500-599</b>	210.00-373.00	340.29	373.00	<b>400-499</b>	265.00-286.00	277.46	286.00
<b>400-499</b>	317.50-375.00	354.41	375.00	<b>300-399</b>	240.00-305.00	282.91	305.00
<b>399-</b>	290.00-355.00	332.70	355.00	<b>299-</b>	240.00-300.00	270.00	300.00

Stocker sale at **Ottawa Livestock Exchange: March 2, 2023 – 80** Stockers

<b>Steers</b>	<b>Price Range</b>	<b>Average</b>	<b>Top</b>	<b>Heifers</b>	<b>Price Range</b>	<b>Average</b>	<b>Top</b>
<b>800-899</b>	220.00-238.00	224.50	238.00	<b>500-599</b>	188.00-250.00	226.55	250.00
<b>700-799</b>	220.00-246.00	229.00	246.00	<b>400-499</b>	216.00-242.00	237.80	242.00
<b>600-699</b>	232.00-268.00	253.60	268.00				
<b>500-599</b>	276.00-322.00	286.22	322.00				
<b>400-499</b>	240.00-268.00	251.67	268.00				

**ONTARIO BRED COW SALES**

**Kawartha Lakes Community Sales Barn, February 25, 2023 - 49** Bred cows, 6 Cow/calf pairs (prices are per head)

	<b>Exotic and Exotic X</b>	<b>British and British X</b>
<b>Top quality bred cows</b>	N/T	\$2200-\$2475
<b>Avg quality bred cows</b>	N/T	\$1500-\$2000
<b>Avg quality cow/calf pairs</b>	\$2700-\$3000	N/T

Bred cows sold on a good demand with lots of buyer interest.

**WEEKLY LIVE CATTLE EXPORTS-ONTARIO**

	<b>Week ending Feb 11, 2023</b>	<b>Week ending Feb 4, 2023</b>	<b>Year to Date</b>
Total live slaughter cattle exported through Ontario ports to the U.S.	<b>2,579</b>	<b>2,375</b>	<b>14,889</b>
Steers & Heifers & Cows	2,445	2,293	14,326
Bulls	134	82	563

**CANADIAN- FEDERALLY INSPECTED PROCESSING-Canfax/CBGA 2023-** Holiday Monday Included

	<b>Week Ending Feb 25, 2023</b>	<b># of hd change from week ago</b>	<b>YTD</b>	<b>% Change (Week Ago)</b>	<b>% Change (Year Ago)</b>
<b>Grand Total</b>	57,769	-9,346	504,755	-15%	+1%
<b>Western Processing</b>	43,637	-7,282	401,963	-14%	+3%
<b>Eastern Processing</b>	11,132	-2,064	102,792	-16%	-5%

**ONTARIO- FEDERALLY INSPECTED PROCESSING-Canfax/CBGA 2023-** Holiday Monday Included

	<b>Week Ending Feb 25, 2023</b>	<b># of hd change from week ago</b>	<b>YTD</b>	<b>% Change (Week Ago)</b>	<b>% Change (Year Ago)</b>
<b>Grand Total</b>	9,639	-1,847	58,840	-16%	-6%

**AVERAGE CARCASS WEIGHTS – CANADA-Canfax/CBGA**

	<b>Steers</b>	<b>Heifers</b>
<b>Feb 25, 2023</b>	928	856
<b>Feb 18, 2023</b>	923	836
<b>Feb 26, 2022</b>	938	855

**AVERAGE CARCASS WEIGHTS – ONTARIO-Canfax/CBGA**

	<b>Steers</b>	<b>Heifers</b>
<b>Feb 25, 2023</b>	973	862
<b>Feb 18, 2023</b>	975	836
<b>Feb 26, 2022</b>	959	857

**USDA ESTIMATED CATTLE PROCESSING VOLUME**

	<b>Week Ending March 4, 2023</b>	<b>Previous Week</b>	<b>Year Ago</b>
<b>Grand Total</b>	629,000	618,000	659,000

**QUEBEC ELECTRONIC AUCTION MARKET (F.O.B. THE FEEDLOT)**

	<b>Price</b>	<b>Change from Last Week</b>
For the week ending Mar 2, 2023	348.00	+13.00

**ALBERTA DIRECT TRADE**

Alberta's direct trade: for the week ending Mar 2, 2023

<b>Steers</b>	Live <b>FOB</b>	N/T	Rail <b>FOB</b>	335.00-336.50
<b>Heifers</b>	Live <b>FOB</b>	N/T	Rail <b>FOB</b>	335.00-336.50

**U.S. TRADE (U.S. funds)**

The U.S. cash cattle trade: for the week ending Mar 2, 2023

Choice and Select Steers and Heifers:	Live	163.00-166.00
	Rail	262.00-265.00

**U.S. BOXED BEEF CUT-OUT VALUES (U.S. funds)**

	<b>Choice 600-900</b>	<b>Select 600-900</b>
<b>Current Five Day Average</b>	288.18	277.92

**BEEF EXPORTS – CANADA (AAFC)**

	<b>United States</b>	<b>Change from last year YTD</b>	<b>Mexico</b>	<b>Change from last year YTD</b>
	<i>Jan 1- Dec 31/2022</i>		<i>Jan 1- Dec 31/2022</i>	
Total	361,051 tonnes	+2% or +7,207 tonnes	26,521 tonnes	+13% or +3,125 tonnes
	<b>Japan</b>	<b>Change from last year YTD</b>	<b>South Korea</b>	<b>Change from last year YTD</b>
	<i>Jan 1- Dec 31/2022</i>		<i>Jan 1- Dec 31/2022</i>	
Total	67,833 tonnes	+17% or +9,701 tonnes	19,008 tonnes	+48% or +6,197 tonnes

**LIVE CATTLE – CANADA (AAFC)**

<b>IMPORTS</b>	<b>Import % change from 2021 YTD</b>	<b>EXPORTS</b>	<b>Export % change from 2022 YTD</b>		
<i>Jan 1- Dec 31/2022</i>		<i>Jan 1- Feb 11/2023</i>			
Pure bred	15,550	-3%	Slaughter steers & heifers & cows	56,712	-9%
Non-pure bred	301,616	-22%	Feeder cattle & calves	15,047	-50%
			Bulls	2,829	+18%

**BEEF PRODUCTION – CANADA (AAFC)**

	<b>Jan 1 – Feb 18, 2023</b>	<b>Last Year Same Time</b>	<b>% Change</b>
Fed	150,782 tonnes	147,855 tonnes	+2%
Non-fed	27,794 tonnes	24,080 tonnes	+15%

### BEEF IMPORTS – CANADA (AAFC)

	Jan 1 – Feb 18, 2023	Last Year Same Time	% Change
United States	11,891 tonnes	12,448 tonnes	-4%
Non-CUSMA	4,594 tonnes	5,055 tonnes	-9%
EU-27 (beef/veal total)	859 tonnes	2,813 tonnes	-69%
Total	19,054 tonnes	21,990 tonnes	-13%

### CHICAGO MERCANTILE EXCHANGE

Closing quotes on futures **today** were as follows:

Live Cattle			Feeder Cattle			Corn		
Apr	165.42	+1.32	Mar	190.00	+1.42	Mar	6.452	+7.4
Jun	160.67	+1.22	Apr	196.02	+2.17	May	6.396	+6.0
Aug	159.90	+1.17	May	200.95	+2.12	Jul	6.280	+4.0
Oct	164.42	+1.07	Aug	214.67	+1.97	Sep	5.836	+0.4
Dec	168.25	+0.92	Sep	217.10	+1.87	Dec	5.710	+0.4
Feb	171.10	+0.95	Oct	219.05	+1.72	Mar	5.790	+0.4
Soybeans			Soft Red Winter Wheat			Canadian \$		
Mar	15.304	+10.6	Mar	6.956	-5.4	Spot	73.57	+0.06
May	15.186	+9.4	May	7.086	-4.0	Mar	73.57	+0.05
Jul	15.060	+8.0	Jul	7.166	-3.0	Jun	73.68	+0.05
Aug	14.696	+7.2	Sep	7.274	-2.6	Sep	73.84	+0.06
Sep	14.030	+5.6	Dec	7.434	-2.6	Dec	74.00	+0.07
Nov	13.730	+5.4	Mar	7.552	-2.4	Mar	74.16	+0.09

Beef Farmers of Ontario, 130 Malcolm Road, Guelph, ON N1K 1B1 Phone: (519) 824-0334 Fax: (519) 824-9101 or email: [markets@ontariobeef.com](mailto:markets@ontariobeef.com)

### ONTARIO STOCKER & FEEDER TRADE SPECIAL SALES

Mar 8	7:00 pm	Cargill Auction Market	Special Stocker Sale
Mar 15	11:00 am	Kawartha Lakes Community Sales Barn	Special Stocker Sale
Mar 17	11:00 am	Community Livestock Exchange	Quinte Cattlemen's Special Stocker Sale
Mar 18	12:00 pm	Ontario Stockyards Inc	Bred Cow/Bred Ewe Sale
Mar 18	2:00 pm	Maple Hill Auctions	Rolling Acres/Whiskey Hollow, Charolais Bull Sale

### Comments for the week ending March 2, 2023

The fed cattle market saw a strong demand this week, with 382 head sold through auction markets up 52 head from the previous week and 65 more than the same time last year. In the mix, 145 were steers while 237 head were heifers. Fed steers sold from \$197.22-\$210.07 with a weekly weighted average price of \$205.02 up \$8.79 from the previous week and \$35.94 stronger than year ago prices. Fed heifers ranged from \$189.89-\$208.16 averaging \$200.21 up \$3.32 from the week before and \$32.56 above year ago prices. Auction markets reported prices anywhere from \$2.00-\$5.00 cwt stronger.

The Ontario railgrade market this week was up \$4.00 cwt on average with steers reported at \$342.00 dressed with heifers from \$341.00-\$342.00 cwt, with delivery mainly the week of March 6<sup>th</sup>. Most of this week's trade took place the first half of the week. This week's average prices are \$52.00 cwt above this time last year.

On March 1, 2023 Stats Canada released the January 1<sup>st</sup> Cattle Inventory Report. Fed steer volumes on Ontario Farms on Jan 1, 2023 totaled 273,600 head up 4.5% from Jan 1, 2022 and up 12.3% from Jan 1, 2021. Fed heifer volumes on Jan 1, 2023 were reported at 120,100 head up 2% from Jan 1, 2022 but 3.8% below Jan 1, 2021. The overall total volume on Ontario farms of fed cattle was 393,700 head, which is the largest overall volume for Jan 1<sup>st</sup> since 2019. Beef replacement heifer volumes on Ontario Farms as of Jan 1, 2023 are reported at 34,300 head down just 0.5% from Jan 1, 2022 but 3% fewer than Jan 1, 2021. Beef cow volumes on Ontario farms as of Jan 1, 2023 are up from the previous January but down from the higher July 2022 volumes by 5%. As of Jan 1, 2023 there are 225,300 head of beef cows up 3% from last January but 5% fewer than Jan 1, 2021. The Stats Canada report listed 430,400 stocker cattle on Ontario farms on Jan 1, 2023 down 5% from Jan 1, 2022 and 1.3% less than Jan 1, 2021. Volumes were up slightly from the previous July but the increase from July to January was much lighter than typically noted.

Larger receipts of 2,173 fed/cull cows sold through auction markets this week up 166 from the previous week and 72 more than the same time last year. As of February 28, 2023 there was 21,801 cows sold through Ontario auction markets, up 2.8% from 2022 but 10% fewer than the same time in 2021. Dairy cow volumes are up 0.3% as of February 28, 2023 from last year but 15.6% fewer than 2021. Beef cow volumes are up 17.8% over 2022 and up 32.6% compared to February 28, 2021. Cows this week sold from \$89.04-\$127.37 with a weekly weighted average price of \$107.02 up \$6.72 from the week before and \$21.29 stronger than year ago prices. Auction markets reported active trading with prices steady to higher early week, but as the week progressed the market was up \$2.00-\$6.00 cwt. 303 of this week's offering were beef cows up 38 from last week, averaging \$111.88 up \$5.84 cwt from last week's beef cow average price.

A slightly lighter offering of stocker and feeder cattle this week was noted with 2,782 head sold through auction markets, down 724 head from last week and 449 fewer than this time last year. Auction markets reported calves at prices \$3.00-\$5.00 higher to start, while yearlings were fully steady. By mid week yearlings were selling actively at stronger prices. By week's end calves were steady to higher, with quality considered and good quality cattle were higher. Actual average prices this week saw steers from 400-500 lbs up \$0.27 cwt on average, 500-600 lbs down \$16.66, 600-700 lbs down \$3.53, 700-800 lbs down 4.41, 800-900 lbs up \$11.24, 900-1000 lbs up \$12.34 and steers 1000 lbs plus averaged \$2.64 easier than last week on average. Heifers from 300-400 lbs were up \$30.34 from last week, 400-500 lbs up \$7.03, 500-600 lbs down \$2.02, 600-700 lbs down \$16.29, 700-800 lbs up \$12.44, 800-900 lbs up \$14.90 and heifers 900 lbs and over averaged \$6.53 higher than last week's weighted average prices.

The Quebec electronic market this week was reported at \$348.00 cwt dressed on a picked-up basis, up \$13.00 cwt from the previous week's trade.

Alberta direct trade this week was reported by Canfax as light with prices at \$338.00 cwt delivered on a dressed basis, up around \$3.00-\$6.00 cwt from last week's trade with delivery the second half of March. Canfax reports: "Competition on the cash market remained limited with one packer buying most of the cattle. This week most of the cash sales were reported flat with no heavy weight carcass discounts."

The U.S. cash cattle trade the week February 24th was light to moderate in the north on Thursday and Friday with prices reported from \$257.00-\$262.00 dressed, mainly \$260.00-\$262.00 up \$3.00-\$5.00 cwt with some live deals mainly \$162.00-\$164.00 cwt up \$2.00-\$4.00 from the previous week's northern trade. In the south business was light late Friday and into Saturday with prices reported from \$164.00-\$165.00 live, up \$2.00-\$3.00 cwt. Overall prices for the week reported by the USDA Mandatory Price Report saw live steers average \$163.75 up \$2.59 and heifers \$163.64 up \$2.77 cwt. On the rail steers averaged \$260.97 dressed, up \$4.19 while heifers averaged \$261.73 up \$5.13 from the previous week's trade.

This week the U.S. cash cattle trade was quiet with just a light test Tuesday in Iowa at 165.00 live, up \$1.00 from last week on average but not enough sold to establish a market. A couple of deals were also noted from \$262.00-\$265.00 dressed up \$2.00-\$4.00 from last week's sales, but again, sales were too scattered to establish a market. Wednesday a light test was reported in the north from \$161.00-\$166.00 live, mainly \$165.00 up \$1.00 cwt while the south remained untested. Thursday, a light trade in the north was reported from \$163.00-\$166.00 live, mainly \$165.00 up \$1.00 cwt while dressed deals ranged from \$262.00-\$263.00 up \$1.00-\$2.00. Today, a light to moderate trade developed in most feeding states, with business in the south at \$165.00 live up \$1.00 from last week, while in the north dressed trade is reported at \$265.00 dressed up \$4.00 from last week on average. Business is expected to continue this afternoon but the market tone is established.