



Weekly Market Information Report for the week ending Thursday, March 9, 2023

The following information is collected from various sources and disseminated by Beef Farmers of Ontario.

ONTARIO DIRECT TO PACKER RAILGRADE CATTLE TRADE

Prices are on a carcass weight basis before grade and weight discounts. Weekly Range:

A Grade Steers	350.00-352.00 (majority 350.00)
A Grade Heifers	349.00-350.00

ONTARIO LIVE CATTLE TRADE

Ontario auction sales this week saw weighted average price ranges for:

FED CATTLE	Volume	Price Range	Average	Top	Last Week Avg
Large Frame Steers +1250	75	188.52-224.53	208.81	242.00	205.57
Medium Frame Steers +1250	84	196.55-209.35	204.44	216.50	202.55
Large & Medium Frame Steers +1250	159	194.93-214.95	206.22	242.00	205.02
Large Frame Heifers +1000	140	200.89-214.44	208.46	232.00	201.71
Medium Frame Heifers +1000	112	193.44-209.65	203.29	229.00	198.10
Large & Medium Frame Heifers +1000	252	196.51-212.21	205.91	232.00	200.21
Fed steers, Dairy & Dairy Cross +1250	54	162.74-186.61	176.02	204.00	183.22
Fed heifers, Dairy & Dairy Cross +1000	85	125.59-166.74	144.66	190.00	137.30
Cows - All Weights	2,207	92.58-128.23	110.13	172.00	107.02
Bulls - All Weights	89	121.26-156.77	138.44	243.39	142.14

STOCKERS - Large and Medium Frame

STEERS	Volume	Price Range	Average	Top	Last Week Avg
1000+	315	235.12-264.82	252.22	277.00	250.68
900-999	290	245.31-277.25	264.18	287.00	267.02
800-899	224	226.71-268.86	251.67	284.00	266.42
700-799	347	230.17-288.50	263.94	312.50	273.13
600-699	363	257.73-319.80	294.15	352.00	299.14
500-599	364	283.50-348.62	322.99	382.50	302.63
400-499	138	300.84-370.58	333.71	403.00	314.70
-399	47	264.73-356.46	321.95	620.00	286.91

STOCKERS - Large and Medium Frame

HEIFERS	Volume	Price Range	Average	Top	Last Week Avg
+900	282	197.43-233.00	215.53	259.50	222.98
800-899	115	205.48-237.83	226.79	252.75	233.59
700-799	168	203.55-243.46	231.53	255.00	246.14
600-699	390	218.50-260.37	242.22	275.00	236.15
500-599	302	236.08-285.09	266.36	310.00	248.25
400-499	145	242.51-285.35	265.64	330.00	257.71
300-399	56	268.82-284.36	275.91	320.00	265.29
-299	6	210.00-230.00	220.00	255.00	172.19

At Kawartha Lakes Community Sale Barn: March 4, 2023 – 103 cows, 3 bulls, 7 veal, 3 fed cattle, 7 stockers

	Price Range	Avg.	Top
Cows	102.00-131.00	113.81	138.00
Veal 600 lbs +	195.00-210.00	203.43	210.00

Denfield Livestock Exchange Inc., March 7, 2023: 223 Fed Cattle, 27 Veal, 80 Cows, 3 Bulls, 28 stockers

	Price Range	Average	Top
Large & Medium Frame Fed Steers +1250 lbs	202.25-218.50	211.39	242.00
Large & Medium Frame Fed Heifers +1000 lbs	209.00-215.50	212.63	232.00
Cows	94.00-130.50	112.70	170.00
Veal calves 600 lbs +	188.00-233.00	204.57	239.00

At Aylmer Stockyards Inc.: March 8, 2023 – 8 veal, 178 Cows, 34 fed cattle, 11 stockers, 2 bulls

	Price Range	Average	Top
Fed Heifers, dairy & dairy cross 1000+ lbs	122.50-168.99	150.29	168.99
Cows	71.99-142.99	113.10	168.99
Veal 600+ lbs	160.00-233.99	183.00	233.99

ONTARIO STOCKER & FEEDER TRADE

Stocker sale at Brussels Livestock: March 3, 2023– 1,097 Stockers

Steers	Price Range	Average	Top	Heifers	Price Range	Average	Top
1000+	215.00-258.00	238.32	259.00	900+	210.00-240.75	223.75	253.25
900-999	231.00-270.00	251.27	270.00	800-899	229.00-252.75	244.89	252.75
800-899	230.00-274.00	251.91	280.00	700-799	210.00-245.50	235.31	250.00
700-799	231.00-285.00	256.33	312.50	600-699	227.00-274.00	247.43	274.00
600-699	295.00-330.00	311.49	344.00	500-599	200.00-256.00	238.29	295.00
500-599	267.50-346.00	308.85	371.00	400-499	260.00-277.00	268.76	280.00
400-499	282.50-354.00	326.79	354.00				
399-	280.00-335.00	316.67	335.00				

Stocker sale at Temiskaming Livestock Exchange: March 6, 2023– 155 Stockers

Steers	Price Range	Average	Top	Heifers	Price Range	Average	Top
700-799	213.00-265.00	248.00	280.00	600-699	225.00-259.00	240.38	263.00
600-699	266.00-298.00	283.72	298.00	500-599	268.00-305.00	289.00	305.00
500-599	312.00-353.00	334.67	353.00	400-499	211.00-268.00	248.75	319.00
400-499	280.00-358.00	309.60	358.00	300-399	245.00-260.00	250.25	270.00
399-	250.00-331.00	288.90	331.00	299-	225.00-255.00	240.00	255.00

Stocker sale at: Community Livestock Exchange: March 7, 2023 – 115 Stockers

Steers	Price Range	Average	Top	Heifers	Price Range	Average	Top
600-699	150.00-300.00	243.90	300.00	600-699	147.50-267.49	211.20	267.49
500-599	235.00-352.00	310.89	352.00	500-599	150.00-302.49	247.40	302.49
400-499	270.00-377.99	325.99	377.99	400-499	180.00-310.00	261.60	310.00

Stocker sale at: Renfrew Pontiac Livestock: March 7, 2023 – 350 Stockers

Steers	Price Range	Average	Top	Heifers	Price Range	Average	Top
1000+	172.99-239.00	209.29	239.00	900+	104.49-185.00	164.99	185.00
800-899	176.00-275.99	246.49	275.99	800-899	182.49-229.99	218.90	229.99
700-799	189.99-297.00	264.50	297.00	700-799	169.99-245.99	230.90	245.99
600-699	178.00-320.00	281.09	320.00	600-699	212.50-254.99	243.50	254.99
500-599	241.00-358.00	306.30	358.00	500-599	185.00-272.99	248.49	272.99
400-499	274.00-347.50	298.89	347.50	400-499	155.00-252.49	223.60	252.49

Stocker sale at Ontario Livestock Exchange, Mar 8, 2023 – 373 stockers

Steers	Price Range	Average	Top	Heifers	Price Range	Average	Top
1000+	256.00-277.00	268.62	277.00	900+	257.00-259.50	258.67	259.50
900-999	263.00-287.00	277.81	287.00				
800-899	252.50-280.00	274.50	280.00				

Stocker sale at **Ontario Livestock Exchange: March 9, 2023 – 364 Stockers**

Steers	Price Range	Average	Top	Heifers	Price Range	Average	Top
1000+	210.00-224.00	219.60	224.00	900+	155.00-218.00	187.21	230.00
900-999	205.00-257.00	242.57	257.00	800-899	160.00-225.00	190.00	225.00
800-899	215.00-250.00	239.83	250.00	700-799	175.00-222.50	213.25	222.50
700-799	185.00-280.00	245.88	280.00	600-699	202.50-250.00	227.13	250.00
600-699	250.00-332.50	289.40	332.50	500-599	205.00-282.50	257.39	282.50
500-599	230.00-325.00	297.56	325.00	400-499	250.00-300.00	272.20	300.00
400-499	235.00-345.00	287.85	345.00	300-399	240.00-285.00	268.13	320.00
399-	305.00-340.00	327.86	390.00				

Stocker sale at **Ontario Stockyards Inc: March 9, 2023 – 983 Stockers**

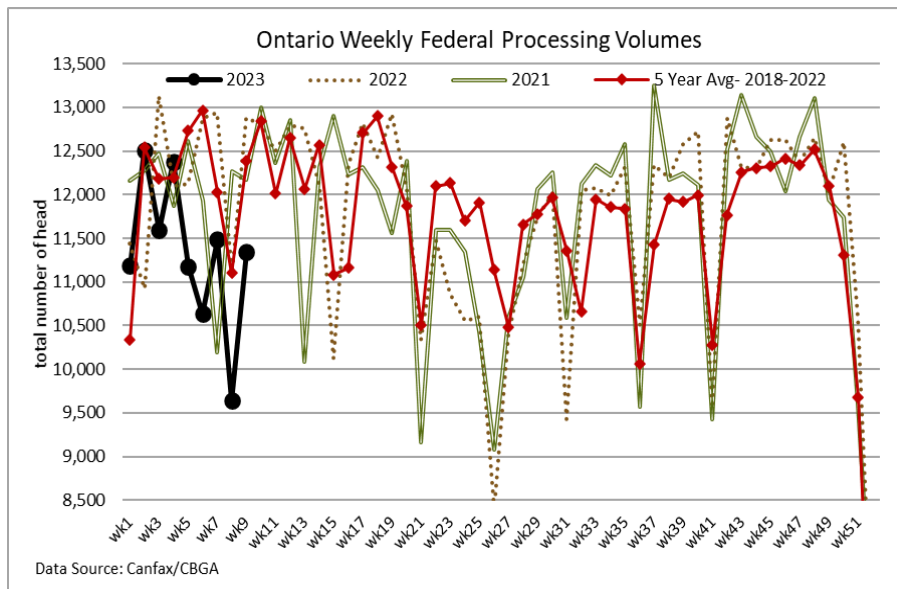
Steers	Price Range	Average	Top	Heifers	Price Range	Average	Top
1000+	211.00-240.00	232.45	240.00	900+	148.00-220.00	199.09	220.00
900-999	222.50-268.00	256.19	268.00	800-899	202.50-235.00	224.07	238.00
800-899	267.50-284.00	277.95	284.00	700-799	222.50-250.00	236.66	255.00
700-799	257.50-296.00	277.79	310.00	600-699	230.00-258.00	248.53	275.00
600-699	270.00-331.00	305.66	352.00	500-599	256.00-290.00	272.21	300.00
500-599	330.00-367.00	352.88	382.50	400-499	277.50-305.00	290.26	330.00
400-499	358.00-403.00	376.50	403.00	300-399	297.50-305.00	298.80	315.00
399-	305.00-350.00	331.83	377.50				

Stocker sale at **Ottawa Livestock Exchange: March 9, 2023 – 82 Stockers**

Steers	Price Range	Average	Top	Heifers	Price Range	Average	Top
700-799	244.00-300.00	268.67	300.00	600-699	184.00-268.00	237.00	268.00
600-699	250.00-326.00	282.2	326.00	400-499	200.00-228.00	214.38	284.00
500-599	214.00-336.00	323.87	336.00				
400-499	212.00-346.00	283.25	346.00				

WEEKLY LIVE CATTLE EXPORTS-THROUGH ONTARIO PORTS

	Week ending Feb 18, 2023	Week ending Feb 11, 2023	Year to Date
Total live processing cattle exported through Ontario ports to the U.S.	3,275	2,579	18,164
Steers & Heifers & Cows	3,219	2,445	17,545
Bulls	56	134	619



CANADIAN- FEDERALLY INSPECTED PROCESSING-Canfax/CBGA 2023

	Week Ending Mar 4, 2023	# of hd change from week ago	YTD	% Change (Week Ago)	% Change (Year Ago)
Grand Total	62,608	+4,839	567,774	+14%	+0%
Western Processing	49,579	+5,942	451,542	+14%	+2%
Eastern Processing	13,029	+1,897	116,232	+16%	-5%

ONTARIO- FEDERALLY INSPECTED PROCESSING-Canfax/CBGA 2023

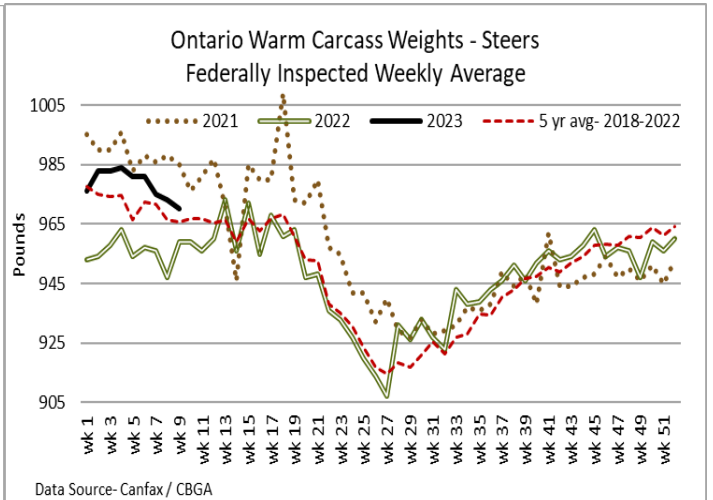
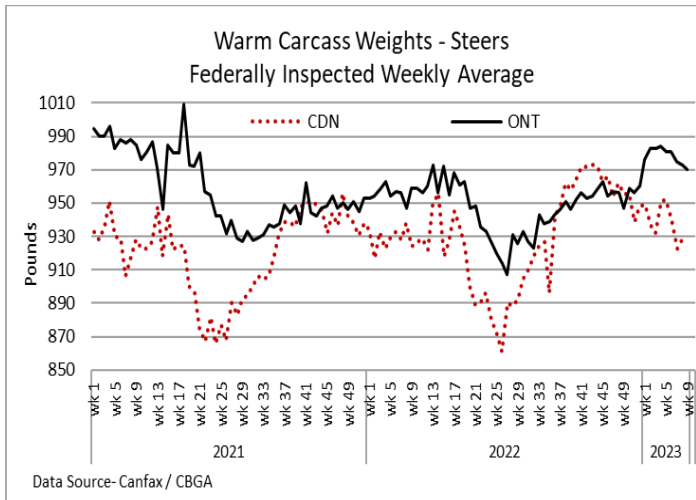
	Week Ending Mar 4, 2023	# of hd change from week ago	YTD	% Change (Week Ago)	% Change (Year Ago)
Grand Total	11,344	+1,705	101,944	+17.7%	-6.9%

AVERAGE CARCASS WEIGHTS – CANADA-Canfax/CBGA

	Steers	Heifers
Mar 4, 2023	927	850
Feb 25, 2023	928	856
Mar 5, 2022	924	861

AVERAGE CARCASS WEIGHTS – ONTARIO-Canfax/CBGA

	Steers	Heifers
Mar 4, 2023	970	863
Feb 25, 2023	973	862
Mar 5, 2022	959	851



USDA ESTIMATED CATTLE PROCESSING VOLUME

	Week Ending March 11, 2023	Previous Week	Year Ago
Grand Total	634,000	629,000	637,000

MONTHLY LIVE CATTLE EXPORTS TO THE U.S. FROM ONTARIO (Canfax/Stats Canada)

	January 2023	YTD	% change from January 2022
Steers	1,123	1,123	+813%
Heifers	3,634	3,634	+156%
Cows	8,175	8,175	+96%
Bulls	53	53	+20%
Feeders	859	859	+33%
Total	13,844	13,844	

U.S. BOXED BEEF CUT-OUT VALUES (U.S. funds)

	Choice 600-900	Select 600-900
Current Five Day Average	287.36	277.00

BEEF EXPORTS – CANADA (AAFC)

	United States <i>Jan 1- Dec 31/2022</i>	<i>Change from last year YTD</i>	Mexico <i>Jan 1- Dec 31/2022</i>	<i>Change from last year YTD</i>
Total	361,051 tonnes	+2% or +7,207 tonnes	26,521 tonnes	+13% or +3,125 tonnes
	Japan <i>Jan 1- Dec 31/2022</i>	<i>Change from last year YTD</i>	South Korea <i>Jan 1- Dec 31/2022</i>	<i>Change from last year YTD</i>
Total	67,833 tonnes	+17% or +9,701 tonnes	19,008 tonnes	+48% or +6,197 tonnes

LIVE CATTLE – CANADA (AAFC)

IMPORTS	<i>Import % change from 2021 YTD</i>	EXPORTS	<i>Export % change from 2022 YTD</i>		
<i>Jan 1- Dec 31/2022</i>		<i>Jan 1- Feb 18/2023</i>			
Pure bred	15,550	-3%	Slaughter steers & heifers & cows	66,060	-10%
Non-pure bred	301,616	-22%	Feeder cattle & calves	16,796	-58%
			Bulls	3,286	+12%

BEEF PRODUCTION – CANADA (AAFC)

	<i>Jan 1 – Feb 24, 2023</i>	<i>Last Year Same Time</i>	<i>% Change</i>
Fed	169,036 tonnes	169,292 tonnes	0%
Non-fed	31,191 tonnes	27,314 tonnes	+14%

BEEF IMPORTS – CANADA (AAFC)

	<i>Jan 1 – Feb 24, 2023</i>	<i>Last Year Same Time</i>	<i>% Change</i>
United States	13,598 tonnes	14,396 tonnes	-6%
Non-CUSMA	5,415 tonnes	3,112 tonnes	-6%
EU-27 (beef/veal total)	986 tonnes	2,813 tonnes	-68%
Total	21,689 tonnes	25,199 tonnes	-14%

CHICAGO MERCANTILE EXCHANGE

Closing quotes on futures **today** were as follows:

Live Cattle			Feeder Cattle			Corn		
Apr	164.27	-0.52	Mar	191.47	-1.60	Mar	6.242	+5.6
Jun	158.65	-1.02	Apr	197.65	-1.50	May	6.172	+5.6
Aug	158.45	-0.90	May	203.57	-1.90	Jul	6.064	+4.6
Oct	163.25	-0.92	Aug	216.52	-2.02	Sep	5.654	+4.2
Dec	167.75	-0.85	Sep	219.12	-1.82	Dec	5.576	+4.2
Feb	170.85	-0.72	Oct	220.97	-1.70	Mar	5.662	+4.2
Soybeans			Soft Red Winter Wheat			Canadian \$		
Mar	15.130	-7.0	Mar	6.666	+13.2	Spot	72.30	-0.03
May	15.070	-3.6	May	6.792	+13.4	Mar	72.29	-0.04
Jul	14.946	-4.0	Jul	6.900	+13.0	Jun	72.42	-0.04
Aug	14.580	-5.4	Sep	7.010	+12.0	Sep	72.57	-0.07
Sep	13.904	-4.0	Dec	7.172	+12.0	Dec	72.70	-0.10
Nov	13.574	-2.4	Mar	7.290	+11.2	Mar	72.82	-0.13

Beef Farmers of Ontario, 130 Malcolm Road, Guelph, ON N1K 1B1 Phone: (519) 824-0334 Fax: (519) 824-9101 or email: markets@ontariobeef.com

ONTARIO STOCKER & FEEDER TRADE SPECIAL SALES

Mar 15	11:00 am	Kawartha Lakes Community Sales Barn	Special Stocker Sale
Mar 17	11:00 am	Community Livestock Exchange	Quinte Cattlemen's Special Stocker Sale
Mar 18	12:00 pm	Ontario Stockyards Inc	Bred Cow/Bred Ewe Sale
Mar 18	2:00 pm	Maple Hill Auctions	Rolling Acres/Whiskey Hollow, Charolais Bull Sale
Mar 29	12:00 pm	Aylmer Stockyards Inc	Special Stocker Sale
Mar 29	1:00 pm	Vankleek Hill Livestock Exchange	Special Stocker Sale
Mar 29	7:00 pm	Cargill Auction Market	Special Spring Stocker Sale
Mar 30	3:00 pm	Ottawa Livestock Exchange	Herd Dispersal- 30 Young Bred Cows, 1 PB Char Bull
Apr 1	11:00 am	Denfield Livestock Exchange	Vaccinated Calf & Yearling Sale
Apr 1	2:00 pm	Keady Livestock Market	Sanders' Annual Charolais Bull Sale

Comments for the week ending March 9, 2023

The fed cattle market saw another strong week of trade with 411 head sold through auction markets, up 29 from the previous week and 93 more than this time last year. Fed steers ranged from \$194.93-\$214.95 averaging \$206.22 up \$1.20 cwt from the previous week and \$38.09 stronger than year ago prices. Fed heifers sold from \$196.51-\$212.21 averaging \$205.91 up \$5.71 from last week and \$38.23 higher than the same time last year. Auction markets reported trade as fully steady to the previous week's higher market, to \$3.00-\$5.00 cwt higher.

The Ontario railgrade market continued to trend higher with prices up \$8.00 cwt on average this week over last. Sales for steers were reported at mainly \$350.00 dressed with a couple at \$352.00, while heifers sold from \$349.00-\$350.00 cwt dressed. The cattle that sold this week were reported for delivery the week of March 13th. There were reports of cattle sold to the south at a premium to the local deals. Prices are currently averaging \$60.00 cwt above year ago prices.

Statistics Canada released the January 2023 export volumes this week for Ontario cattle heading south of the border for processing. In the month of January 2023 there were 1,123 head of Ontario steers exported to the US up 813% over last January while heifer volumes were up 156% at 3,634 head. Cull cows were up 96% compared to last January at 8,175 head and bulls were up 23% at 53 head. The total cattle export volume from Ontario to the US for processing in January is 12,985 head, which is the largest monthly export volume recorded since December 2014. On the feeder cattle there were 859 head exported to the US in January 2023 up 33% over January 2022 and the largest feeder cattle export monthly volume since August 2020.

A good demand for fed/cull cows was noted this week with 2,207 head selling through auction markets, up 34 from the previous week and fully steady to the same time last year. Cows ranged from \$93.58-\$128.23 with a weekly average price of \$110.13 up \$3.11 cwt from the week before and \$17.92 stronger than year ago prices. Auction markets reported active trading on good demand with prices strong to higher, with one market quoting prices up \$5.00-\$6.00 from the previous week. The market ended the week stronger and higher. 343 of the cows sold this week were beef cows, up 40 head from the previous week, averaging \$116.77 up \$4.89 cwt from last week's weighted average beef cow price.

There were 3,552 stocker and feeder cattle sold through auction markets this week up 770 head from the previous week and 394 fewer than the same week last year. Auction markets reported calves as fully steady to higher on good demand, with quality considered to start the week. By week's end calves were selling strong at higher prices. Heavier cattle were noted as selling fully steady to start but as the week progressed heavy cattle were noted as trading on a good demand at stronger prices. Actual average prices this week saw steers 400-500 lbs up \$19.01 cwt from last week, 500-600 lbs up \$20.36, 600-700 lbs down \$4.99, 700-800 lbs down \$9.19, 800-900 lbs down \$14.75, 900-1000 lbs down \$2.84 while steers 1000 lbs and over averaged \$1.54 stronger than the previous week's weighted average prices. Heifers from 300-400 lbs sold \$10.62 stronger on average, 400-500 lbs up \$7.93, 500-600 lbs up \$18.11, 600-700 lbs up \$6.07, 700-800 lbs down \$14.62, 800-900 lbs down \$6.80 and heifers 900 lbs and over averaged \$7.45 lower than last week's weighted average prices.

The Quebec electronic market this week was reported from \$350.75-\$351.75 cwt dressed on a picked-up basis, up \$3.25 cwt from the previous week's average prices.

Alberta direct trade this week was light with Canfax reporting sales at \$342.00 cwt delivered on a dressed basis, up \$4.00 cwt from last week's trade. Canfax notes: "Cattle that traded were being scheduled for the second half of March delivery. Competition on the cash market remains limited with one packer buying most of the cattle. Some of this week's offering will be carried over to next week."

The U.S. cash cattle trade the week ending March 3rd took place mainly on Friday afternoon with business in the south from \$164.00-\$165.50, mainly \$165.00 up \$1.00 cwt. In the north sales ranged from \$161.00-\$166.00 live, with the lower end reported as muddy cattle, while dressed deals ranged from \$262.00-\$268.00 cwt. Overall average prices for the week reported by the USDA Mandatory Price Report saw live steers average \$165.02 up \$1.30 while heifers averaged \$164.89 up \$1.25. On the rail, steers averaged \$264.43 dressed up \$3.46 with heifers averaging \$264.45 up \$2.72.

This week the U.S. cash cattle trade has been quiet with just a handful of sales in Iowa from \$165.00-\$166.50 live and \$262.00-\$264.00 dressed, barely steady to steady to last week, but not enough sold to establish a market. Thursday a light to moderate trade developed with sales in the south mainly reported at \$165.00 live, fully steady to last week's trade with a full trading range noted from \$161.50-\$168.00 in both the north and south. The lower prices were reported on muddy cattle from the north. Dressed deals in the north ranged from \$262.00-\$268.50 dressed, mainly \$265.00 which is also fully steady to last week's prices. Today a light trade continues in the south at steady prices of \$165.00 live while the north is at \$265.00 dressed and \$165.00 live, which is also steady. Asking prices on the remaining cattle are noted at \$167.00 plus live in the south and \$267.00 plus dressed in the north.