



Weekly Market Information Report for the week ending Thursday, March 16, 2023

The following information is collected from various sources and disseminated by Beef Farmers of Ontario.

ONTARIO DIRECT TO PACKER RAILGRADE CATTLE TRADE

Prices are on a carcass weight basis before grade and weight discounts. Weekly Range:

A Grade Steers	353.00-355.00
A Grade Heifers	352.00-355.00

ONTARIO LIVE CATTLE TRADE

Ontario auction sales this week saw weighted average price ranges for:

FED CATTLE	Volume	Price Range	Average	Top	Last Week Avg
Large Frame Steers +1250	78	204.18-218.14	212.73	226.00	208.81
Medium Frame Steers +1250	66	182.97-213.77	201.45	246.00	204.44
Large & Medium Frame Steers +1250	144	191.73-218.09	207.62	246.00	206.22
Large Frame Heifers +1000	155	197.92-214.25	208.66	222.50	208.46
Medium Frame Heifers +1000	130	195.77-212.25	204.27	223.75	203.29
Large & Medium Frame Heifers +1000	285	197.43-214.35	207.46	223.75	205.91
Fed steers, Dairy & Dairy Cross +1250	42	182.30-194.80	189.23	208.25	176.02
Fed heifers, Dairy & Dairy Cross +1000	134	126.27-170.41	152.33	208.00	144.66
Cows - All Weights	2,360	95.02-131.62	111.21	183.00	110.13
Bulls - All Weights	106	131.14-166.40	150.26	220.00	138.44

STOCKERS - Large and Medium Frame

STEERS	Volume	Price Range	Average	Top	Last Week Avg
1000+	552	229.36-259.70	246.57	272.25	252.22
900-999	620	257.50-275.07	267.72	281.00	264.18
800-899	400	248.20-280.00	270.15	290.00	251.67
700-799	428	261.39-305.89	286.38	325.00	263.94
600-699	512	269.38-331.43	305.63	380.00	294.15
500-599	432	291.93-366.29	332.81	390.00	322.99
400-499	175	276.90-370.30	327.94	417.50	333.71
-399	50	281.95-378.94	325.31	690.00	321.95

STOCKERS - Large and Medium Frame

HEIFERS	Volume	Price Range	Average	Top	Last Week Avg
+900	325	198.46-242.53	221.98	260.00	215.53
800-899	265	228.24-249.16	241.62	255.00	226.79
700-799	356	212.79-262.61	241.98	280.75	231.53
600-699	440	215.08-277.25	254.23	299.00	242.22
500-599	483	244.73-310.51	277.54	357.50	266.36
400-499	206	210.44-299.48	258.31	370.00	265.64
300-399	65	216.87-276.52	251.28	315.00	275.91
-299	17	259.12-297.65	282.19	480.00	220.00

At Kawartha Lakes Community Sale Barn: March 11, 2023 – 193 cows, 7 bulls, 37 veal, 40 fed cattle, 12 stockers

	Price Range	Avg.	Top
Large & Medium Frame Fed Heifers 1000 lbs +	177.00-208.75	201.28	208.75
Cows	97.00-132.50	108.23	140.00
Bulls over 1600 lbs	107.00-155.00	129.53	155.00
Veal 600 lbs +	160.00-174.00	165.18	185.00
Veal 125 lbs & under	75.00-625.00	326.50	625.00

Denfield Livestock Exchange Inc., March 14, 2023: 241 Fed Cattle, 32 Veal, 94 Cows, 9 Bulls, 31 stockers

	Price Range	Average	Top
Large & Medium Frame Fed Steers +1250 lbs	204.00-224.00	216.23	246.00
Large & Medium Frame Fed Heifers +1000 lbs	210.00-217.00	213.98	223.75
Cows	90.00-128.00	113.74	159.00
Veal calves 600 lbs +	170.00-205.00	190.06	211.00

At Aylmer Stockyards Inc.: March 15, 2023 – 33 veal, 220 Cows, 37 fed cattle, 8 stockers, 1 bull

	Price Range	Average	Top
Fed Heifers, dairy & dairy cross 1000+ lbs	122.99-173.50	154.29	173.50
Cows	90.00-167.99	120.59	173.99
Veal 600+ lbs	137.99-241.00	187.40	241.00

ONTARIO STOCKER & FEEDER TRADE

Stocker sale at Brussels Livestock: March 10, 2023– 1,256 Stockers

Steers	Price Range	Average	Top	Heifers	Price Range	Average	Top
1000+	238.00-272.25	256.79	272.25	900+	207.50-246.50	222.41	255.75
900-999	248.00-281.00	267.60	281.00	800-899	234.00-253.25	244.51	253.25
800-899	270.50-290.00	281.34	290.00	700-799	233.00-280.75	251.73	280.75
700-799	274.00-307.00	291.87	325.00	600-699	217.00-272.00	240.77	295.25
600-699	288.00-337.00	313.70	372.00	500-599	222.50-289.00	253.83	299.00
500-599	275.00-374.00	323.16	374.00	400-499	180.00-305.00	259.67	305.00
400-499	276.00-391.00	333.55	391.00	30-399	255.00-315.00	288.44	315.00
399-	322.50-365.00	336.67	365.00				

Stocker sale at: Community Livestock Exchange: March 14, 2023 – 111 Stockers

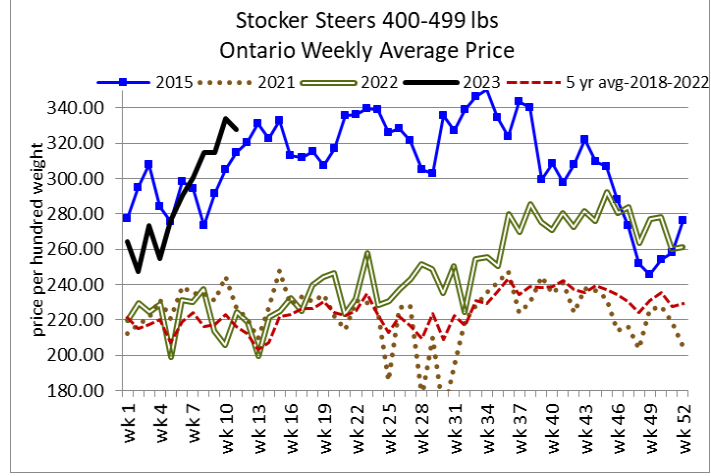
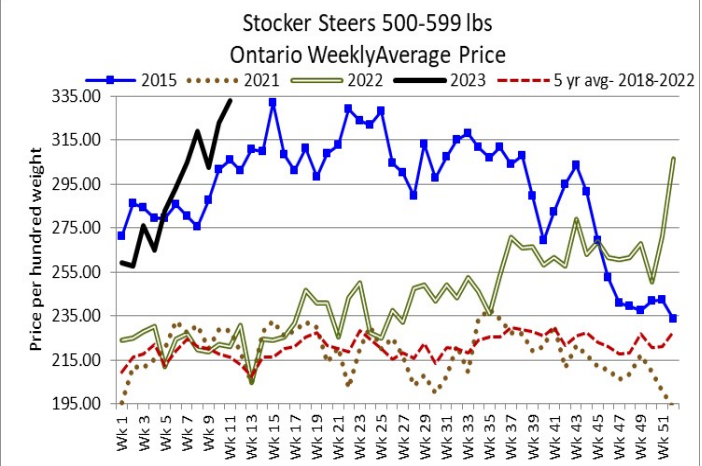
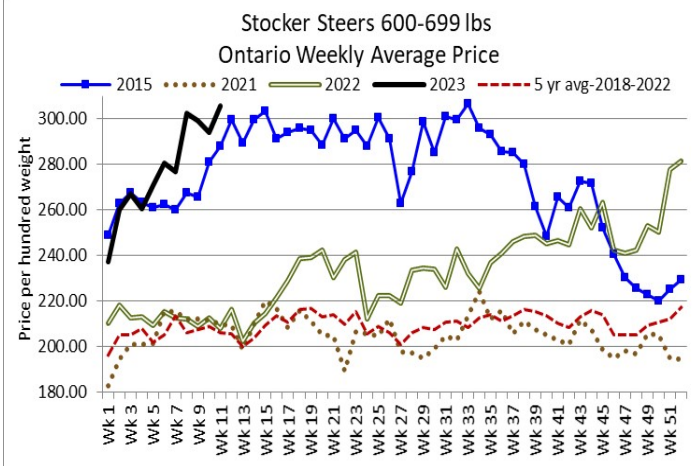
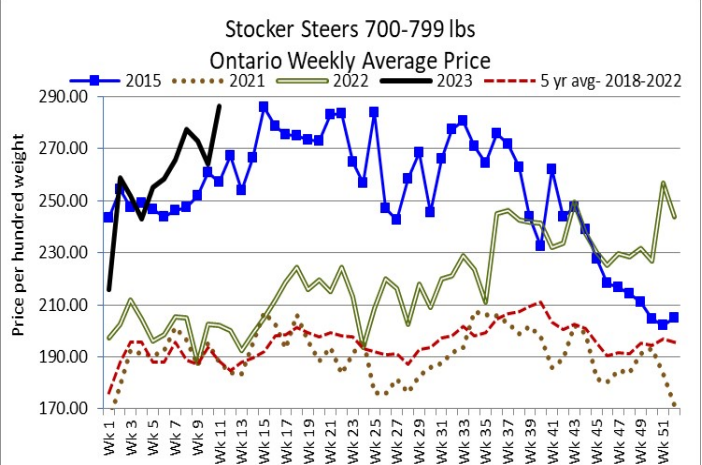
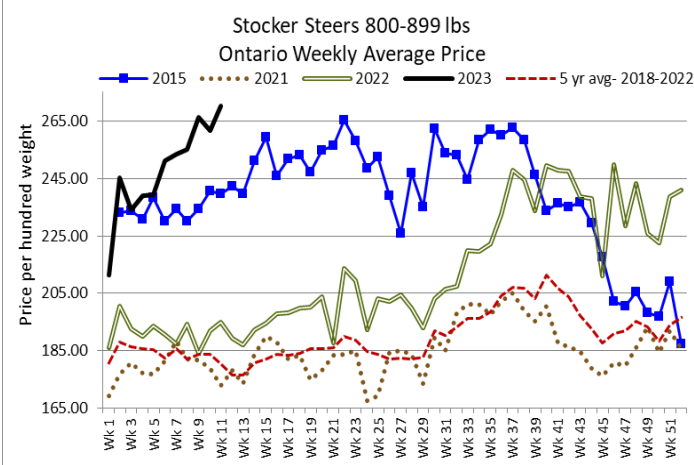
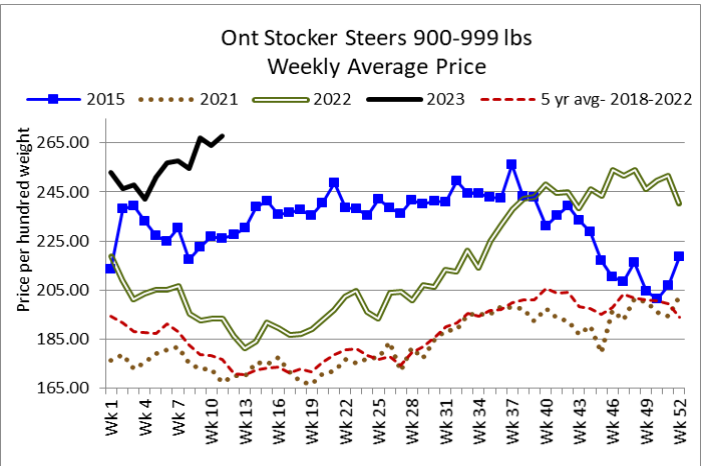
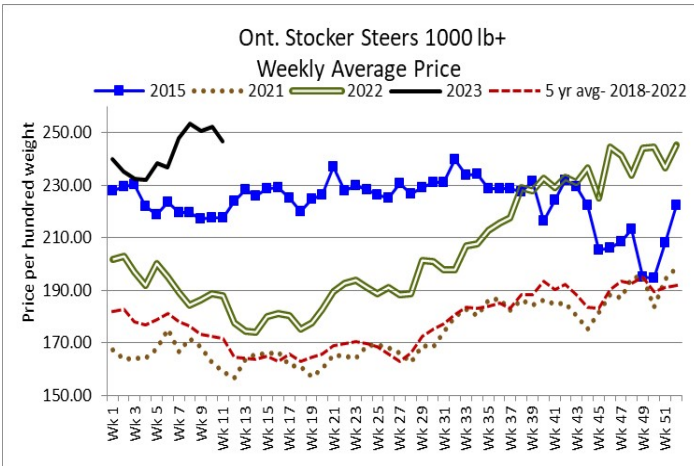
Steers	Price Range	Average	Top	Heifers	Price Range	Average	Top
8000-899	196.99-258.00	227.09	258.00	500-599	227.49-310.00	260.09	310.00
700-799	180.00-272.00	220.19	272.00	400-499	147.50-264.99	202.80	264.99
600-699	175.00-327.99	290.70	327.99				
500-599	192.50-343.00	284.60	343.00				
400-499	239.99-325.00	282.20	325.00				

Stocker sale at: Keady Livestock Market: March 14, 2023 – 979 Stockers

Steers	Price Range	Average	Top	Heifers	Price Range	Average	Top
1000+	248.50-256.50	252.00	257.00	900+	215.00-260.00	235.57	260.00
900-999	266.00-269.00	266.94	269.00	800-899	240.00-255.00	253.05	255.00
800-899	270.00-287.00	273.80	287.00	700-799	215.00-262.00	244.98	262.00
700-799	280.00-310.00	296.77	315.00	600-699	250.00-287.00	272.96	287.00
600-699	305.00-353.00	331.34	380.00	500-599	270.00-357.50	315.51	357.50
500-599	335.00-390.00	363.64	390.00	400-499	252.50-295.00	277.45	295.00
400-499	330.00-417.50	400.23	417.50	300-399	270.00-285.00	280.00	285.00
399-	320.00-435.00	396.67	435.00				

Stocker sale at: Renfrew Pontiac Livestock: March 14, 2023 – 498 Stockers

Steers	Price Range	Average	Top	Heifers	Price Range	Average	Top
1000+	197.99-252.99	229.30	252.99	900+	115.99-227.49	194.50	227.49
900-999	260.99-279.19	274.29	279.19	700-799	180.00-258.99	243.80	258.99
800-899	222.00-279.99	274.80	279.99	600-699	160.00-283.00	263.20	283.00
700-799	227.49-318.99	285.30	318.99	500-599	204.99-285.99	253.79	285.99
600-699	204.99-347.00	311.39	347.00	400-499	175.00-295.00	255.90	295.00
500-599	243.00-362.50	325.59	362.50	300-399	200.00-239.99	225.89	239.99
400-499	225.00-360.00	319.09	360.00				
399-	235.00-343.00	287.19	343.00				



Stocker sale at **Ontario Livestock Exchange, March 15, 2023 – 566** stockers

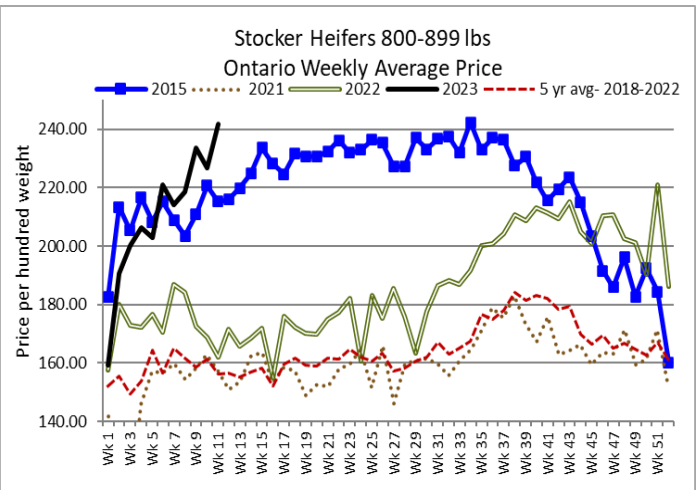
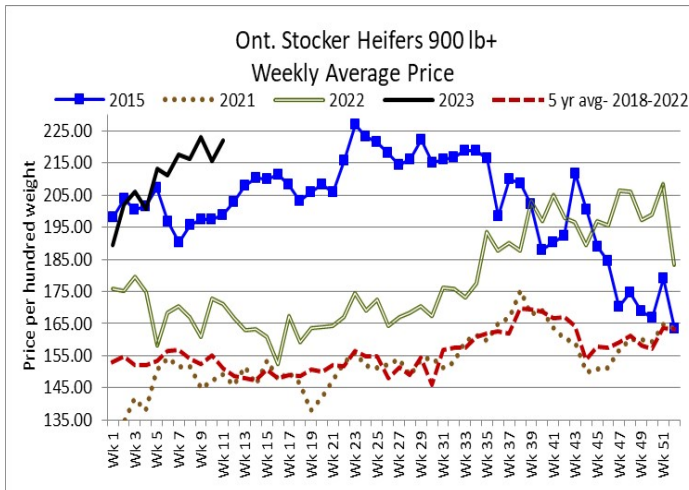
Steers	Price Range	Average	Top	Heifers	Price Range	Average	Top
1000+	228.00-260.00	246.18	260.00	900+	210.00-250.00	243.13	250.00
900-999	263.00-275.00	269.35	275.00				
800-899	250.00-282.00	270.71	282.00				
700-799	232.50-281.00	258.83	281.00				
600-699	237.50-290.00	283.00	290.00				

Stocker sale at **Ontario Livestock Exchange: March 9, 2023 – 316** Stockers

Steers	Price Range	Average	Top	Heifers	Price Range	Average	Top
1000+	190.00-242.50	226.13	242.50	900+	190.00-217.50	203.80	217.50
900-999	215.00-242.00	224.83	242.00	800-899	195.00-230.00	213.75	230.00
800-899	227.00-235.00	231.97	245.00	700-799	205.00-242.50	227.28	250.00
700-799	240.00-282.50	260.63	282.50	600-699	215.00-260.00	241.00	270.00
600-699	265.00-320.00	298.43	320.00	500-599	250.00-290.00	271.84	290.00
500-599	285.00-360.00	334.23	360.00	400-499	190.00-295.00	255.00	320.00
400-499	280.00-370.00	329.58	370.00	300-399	180.00-275.00	235.00	275.00

Stocker sale at **Ontario Stockyards Inc: March 16, 2023 – 1,081** Stockers

Steers	Price Range	Average	Top	Heifers	Price Range	Average	Top
1000+	231.00-257.50	242.94	257.50	900+	190.00-215.00	208.03	222.50
900-999	263.00-273.00	269.05	273.00	800-899	212.50-238.00	223.25	238.00
800-899	262.00-277.50	270.79	277.50	700-799	225.00-263.00	249.70	263.00
700-799	277.50-307.00	295.73	316.00	600-699	219.00-275.00	247.59	299.00
600-699	280.00-332.50	306.34	335.00	500-599	240.00-298.00	269.06	315.00
500-599	312.50-360.00	336.33	364.00	400-499	225.00-300.00	264.06	317.50
400-499	287.50-367.00	323.36	370.00	300-399	205.00-285.00	247.11	285.00
399-	300.00-345.00	313.41	345.00	299-	240.00-260.00	253.75	260.00

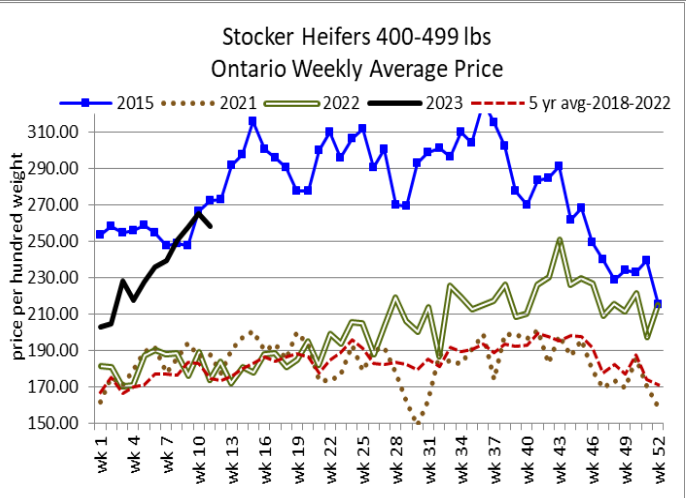
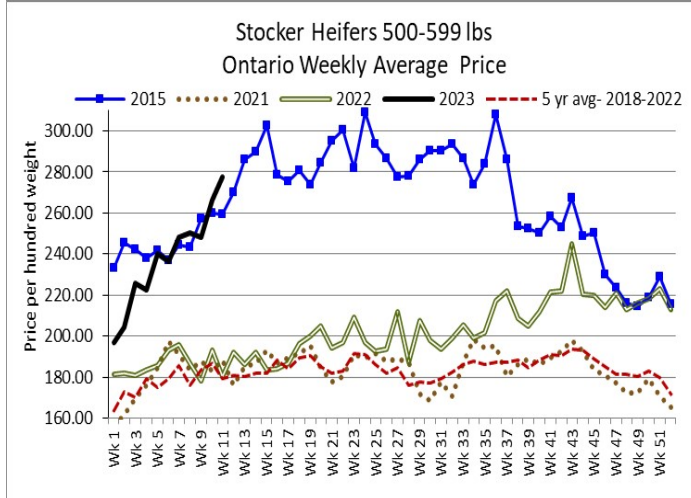
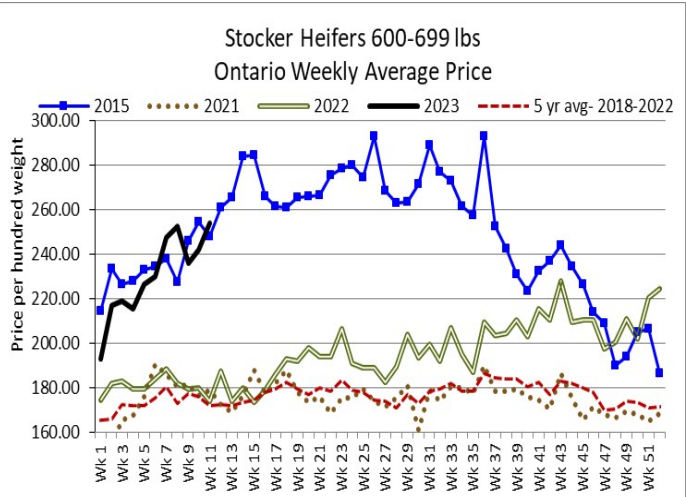
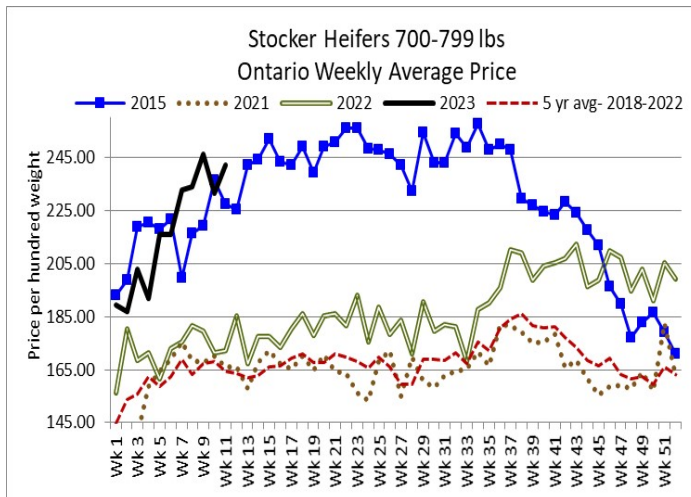


ONTARIO STOCKER & FEEDER TRADE SPECIAL SALES

Stocker sale at: **Kawartha Lakes Community Sales Barn: March 15, 2023 – 416** stockers

Steers	Price Range	Average	Top	Heifers	Price Range	Average	Top
1000+	135.00-215.00	190.00	215.00	900+	142.50-210.00	176.86	210.00
900-999	240.00-252.50	246.21	252.50	800-899	182.50-243.00	227.00	243.00
800-899	211.00-280.00	262.13	280.00	700-799	195.00-262.00	242.18	262.00
700-799	233.00-313.50	273.51	313.50	600-699	260.00-287.00	270.81	287.00
600-699	280.00-340.00	300.10	340.00	500-599	237.50-301.00	260.95	301.00
500-599	290.00-357.50	317.43	367.50	400-499	225.00-370.00	272.37	370.00
400-499	265.00-370.00	299.87	370.00	300-399	217.50-275.00	263.00	275.00
399-	260.00-350.00	293.92	350.00				

A good offering of stockers traded actively at higher prices.



WEEKLY LIVE CATTLE EXPORTS-ONTARIO

	Week ending Feb 25, 2023	Week ending Feb 18, 2023	Year to Date
Total live slaughter cattle exported through Ontario ports to the U.S.	3,347	3,275	21,511
Steers & Heifers & Cows	3,292	3,219	20,837
Bulls	55	56	674

CANADIAN- FEDERALLY INSPECTED PROCESSING-Canfax/CBGA 2023

	Week Ending Mar 11, 2023	# of hd change from week ago	YTD	% Change (Week Ago)	% Change (Year Ago)
Grand Total	62,804	+196	630,578	+0%	+0%
Western Processing	49,637	+58	501,179	+0%	+1%
Eastern Processing	13,167	+138	129,399	+1%	-5%

ONTARIO- FEDERALLY INSPECTED PROCESSING-Canfax/CBGA 2023

	Week Ending Mar 11, 2023	# of hd change from week ago	YTD	% Change (Week Ago)	% Change (Year Ago)
Grand Total	11,560	+216	113,504	+2.9%	-7.2%

AVERAGE CARCASS WEIGHTS – CANADA-Canfax/CBGA

	Steers	Heifers
Mar 11, 2023	931	850
Mar 4, 2023	927	850
Mar 12, 2022	927	846

AVERAGE CARCASS WEIGHTS – ONTARIO-Canfax/CBGA

	Steers	Heifers
Mar 11, 2023	970	859
Mar 4, 2023	970	863
Mar 12, 2022	956	856

USDA ESTIMATED CATTLE PROCESSING VOLUME

	Week Ending March 19, 2023	Previous Week	Year Ago
Grand Total	631,000	634,000	636,000

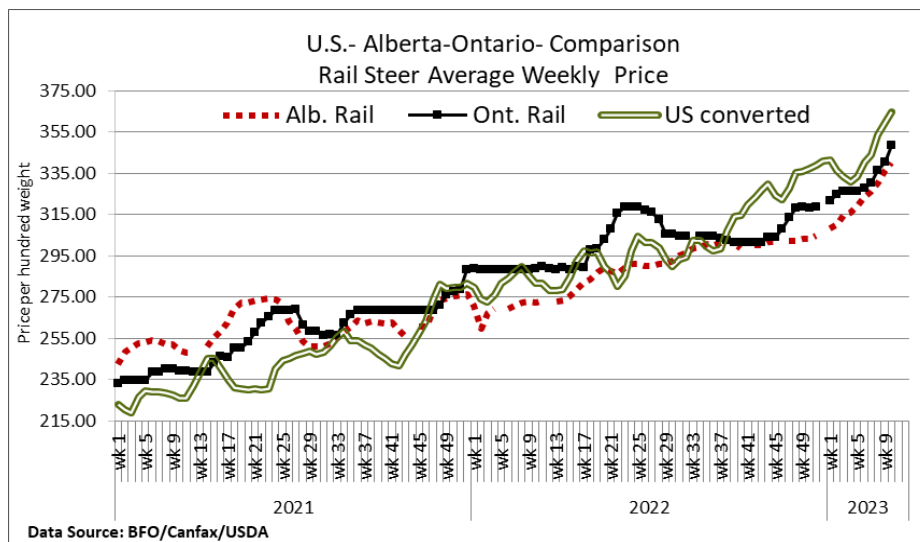
QUEBEC ELECTRONIC AUCTION MARKET (F.O.B. THE FEEDLOT)

	Price	Change from Last Week
For the week ending Mar 16, 2023	355.00	+3.75

ALBERTA DIRECT TRADE

Alberta's direct trade: for the week ending Mar 16, 2023

Steers	Live FOB	N/T	Rail FOB	346.50
Heifers	Live FOB	N/T	Rail FOB	345.75-346.50



U.S. TRADE (U.S. funds)

The U.S. cash cattle trade: for the week ending Mar 16, 2023

Choice and Select Steers and Heifers:	Live	161.00-166.00
	Rail	260.00-265.00

U.S. BOXED BEEF CUT-OUT VALUES (U.S. funds)

	Choice 600-900	Select 600-900
Current Five Day Average	284.78	272.82

BEEF EXPORTS – CANADA (AAFC)

	United States	Change from last year YTD	Mexico	Change from last year YTD
	Jan 1- Jan 31/2023		Jan 1- Jan 31/2023	
Total	31,275 tonnes	+12% or +3,337 tonnes	2,784 tonnes	+28% or +605 tonnes
	Japan	Change from last year YTD	South Korea	Change from last year YTD
	Jan 1- Jan 31/2023		Jan 1- Jan 31/2023	
Total	4,987 tonnes	-7% or -374 tonnes	1,852 tonnes	+195% or +1,224 tonnes

LIVE CATTLE – CANADA (AAFC)

IMPORTS			Import % change from 2022 YTD	EXPORTS		Export % change from 2022 YTD
Jan 1- Jan 31/2023				Jan 1- Feb 25/2023		
Pure bred	521		-44%	Slaughter steers & heifers & cows	77,111	-5%
Non-pure bred	28,483		+37%	Feeder cattle & calves	18,546	-61%
				Bulls	3,747	+6%

BEEF PRODUCTION – CANADA (AAFC)

	Jan 1 – Mar 4, 2023	Last Year Same Time	% Change
Fed	190,334 tonnes	193,333 tonnes	-2%
Non-fed	38,814 tonnes	30,379 tonnes	+15%

BEEF IMPORTS – CANADA (AAFC)

	Jan 1 – Mar 4, 2023	Last Year Same Time	% Change
United States	15,564 tonnes	16,546 tonnes	-6%
Non-CUSMA	6,958 tonnes	6,743 tonnes	+3%
EU-27 (beef/veal total)	1,422 tonnes	3,307 tonnes	-57%
Total	26,166 tonnes	28,673 tonnes	-9%

CHICAGO MERCANTILE EXCHANGE

Closing quotes on futures **today** were as follows:

Live Cattle			Feeder Cattle			Corn		
Apr	162.32	-0.02	Mar	188.85	-0.65	May	6.342	+1.4
Jun	156.40	-0.47	Apr	194.65	-0.50	Jul	6.176	+1.4
Aug	156.40	-0.17	May	199.95	-0.32	Sep	5.686	+1.2
Oct	161.35	+0.02	Aug	215.30	+0.07	Dec	5.612	+2.6
Dec	166.45	+0.02	Sep	218.35	+0.15	Mar	5.700	+2.4
Feb	170.15	+0.00	Oct	220.40	+0.22	May	5.752	+2.4
Soybeans			Soft Red Winter Wheat			Canadian \$		
May	14.764	-15.0	May	7.104	+11.4	Spot	72.91	+0.06
Jul	14.612	-14.6	Jul	7.194	+10.4	Jun	73.01	+0.06
Aug	14.186	-13.2	Sep	7.286	+10.0	Sep	73.11	+0.00
Sep	13.476	-11.6	Dec	7.424	+9.2	Dec	73.18	+0.00
Nov	13.134	-11.0	Mar	7.520	+8.6	Mar	73.24	-0.03
Jan	13.182	-10.4	May	7.532	+8.0	Jun	73.27	-0.07

Beef Farmers of Ontario, 130 Malcolm Road, Guelph, ON N1K 1B1 Phone: (519) 824-0334 Fax: (519) 824-9101 or email: markets@ontariobeef.com

ONTARIO STOCKER & FEEDER TRADE SPECIAL SALES

Mar 18	12:00 pm	Ontario Stockyards Inc	Bred Cow/Bred Ewe Sale
Mar 18	2:00 pm	Maple Hill Auctions	Rolling Acres/Whiskey Hollow, Charolais Bull Sale
Mar 29	12:00 pm	Aylmer Stockyards Inc	Special Stocker Sale
Mar 29	1:00 pm	Vankleek Hill Livestock Exchange	Special Stocker Sale
Mar 29	7:00 pm	Cargill Auction Market	Special Spring Stocker Sale
Mar 30	3:00 pm	Ottawa Livestock Exchange	Herd Dispersal- 30 Young Bred Cows, 1 PB Char Bull
Apr 1	11:00 am	Denfield Livestock Exchange	Vaccinated Calf & Yearling Sale
Apr 1	2:00 pm	Keady Livestock Market	Sanders' Annual Charolais Bull Sale
Apr 12	7:00 pm	Cargill Auction Market	Special Spring Stocker Sale
Apr 15	11:00 am	Denfield Livestock Exchange	Vaccinated Calf & Yearling Sale

Comments for the week ending March 16, 2023

429 fed steers and heifers sold through auction markets this week up 18 head from the previous week and 39 more than the same time last year. Fed steers ranged from \$191.73-\$218.09 averaging \$207.62 up \$1.40 from the previous week and \$37.07 above year ago prices. Fed heifers sold from \$197.43-\$214.35 averaging \$207.46 up \$1.55 week over week and \$39.08 stronger than this time last year. Auction markets reported trade as active with prices fully steady to sharply higher, and ended the week up \$2.00 cwt.

The Ontario railgrade market was quiet to start the week with no new trade reported. By Tuesday sales were reported at \$353.00 cwt dressed for steers, up \$3.00 cwt on average from the previous week. Heifers sold from \$352.00-\$353.00 cwt, also averaging \$3.00 cwt stronger than the previous week. As the week progressed, steers and heifers were reported at \$353.00-\$355.00 cwt up \$3.00-\$5.00 cwt from last week's average price. Delivery of the cattle sold this week was reported for the week of March 20th mainly, with some for the week of March 27th. U.S. packer interest remains strong in Ontario.

The Boxed Beef Report by Kevin Grier this week noted the overview for last week's boxed beef trade: "Once again Canadian beef buyers are seeing U.S. prices but Canadian demand. That is compounded by the weaker dollar. The Canadian market is sluggish. Canadian consumers are looking but not buying at regular price levels. The only buying is on feature. Retailers and distributors are trimming orders for normal turn business and features. Beef features will not be attractive this spring. Meanwhile in the U.S. the underlying demand looks to be off last year's torrid pace, but still solid. Packers are keeping kills under control and buyers know that tight supplies loom in late spring."

The fed/cull cow market continued strong with 2,360 head sold through auction markets, up 153 from the previous week and 185 more than the same week last year. Cows ranged from \$95.02-\$131.62 with a weekly weighted average price of \$111.21 up \$1.08 from the previous week on average and \$17.18 higher than year ago prices. Auction markets reported a good demand on a stronger market with prices \$2.00-\$5.00 cwt higher, with one market noting beef cows steady while dairy breeds were slightly easier. 398 of the cows sold this week were beef cows, up 55 head from the previous week, averaging \$117.90 up \$1.13 cwt from last week's weighted average beef cow price.

Larger receipts of stocker and feeder cattle were on offer this week at 5,326 head, up 1,774 from the previous week and 1,310 more than the same time last year. Auction markets reported trade as strong and active with calves selling \$3.00-\$5.00 cwt higher to start. As the week progressed, trade was up \$10.00-\$15.00 cwt and by mid week prices were reported as stronger. Heavier cattle started out steady. As the week progressed trade was up \$3.00-\$5.00 cwt and by mid week trade was active at steady to higher prices. The market ended with week with heifer calves selling stronger and steer calves and yearlings steady with non-vaccinated calves selling easier at one market and all cattle trading \$3.00-\$4.00 higher reported by another. Actual average prices this week saw steers from 400-500 lbs down \$5.77 over the previous week, 500-600 lbs up \$9.82, 600-700 lbs up \$11.48, 700-800 lbs up \$22.44, 800-900 lbs up \$18.48, 900-1000 lbs up \$3.54 while steers 1000 lbs plus averaged \$5.65 easier than last week's weighted average prices. Heifers from 300-400 lbs were down \$24.63 on average, 400-500 lbs down \$7.33, 500-600 lbs up \$11.18, 600-700 lbs up \$12.01, 700-800 lbs up \$10.45, 800-900 lbs up \$14.83 and heifers 900 lbs plus averaged \$6.45 higher than last week's weighted average prices.

The Quebec electronic market this week was reported at \$355.00 cwt dressed on a picked-up basis, up \$3.75 cwt from the previous week's average price.

Alberta direct trade was light on Wednesday and Thursday with prices up \$6.00 cwt from the previous week at \$348.00 delivered on a dressed basis. Canfax reports: "Cattle that traded this week were being scheduled for late March delivery. Alberta fed cash to futures basis did strengthen this week. Tentatively basis levels are the strongest since September. This week's cash offering has been cleaned up."

The U.S. cash cattle trade the week ending March 11th took place mainly Thursday and Friday. On a live basis, sales were reported by the USDA Mandatory Price Report from \$161.50-\$168.00 in both the north and south with prices averaging \$165.10 live for steers up \$0.08 and \$164.99 for heifers up \$0.10. The lower prices were on some muddy cattle in the north. On the rail prices ranged from \$262.00-\$268.50 dressed with steers averaging \$265.32 up \$0.89 and heifers at \$266.30 up \$1.85 cwt.

This week the U.S. cash cattle trade saw a few deals Tuesday in parts of the north, with prices sitting from \$161.00-\$166.00 live, mainly \$164.00 down \$1.00 cwt, with dressed trade from \$260.00-\$265.00, most at \$265.00 which is steady, but not enough sold to establish this week's market. On Wednesday, trade was light to moderate in both the north and the south. Live trade in the south ranged from \$163.00-\$164.00, mainly \$164.00 down \$1.00 cwt. In the north live trade was mainly \$164.00 live with dressed deals \$260.00-\$265.00, majority at \$264.00 cwt also down \$1.00-\$1.50 from the previous week. Thursday a few deals were reported at prices steady to Wednesday's market. Economic turmoil in the US this week pushed futures lower. Lower futures and slightly lower boxed beef prices this week played a part in the slightly easier cattle prices. Asking prices on the few remaining cattle are noted at \$165.00 plus live in the south and \$265.00 plus dressed in the north but it appears the bulk of trade is completed. Today at 3:00 pm the Cattle on Feed Report was released with the March 1st on feed volumes down 4% over Mar 1, 2022. Placements in February were down 7% over February 2022. Marketings in February were also down 5% from 2022.