



Weekly Market Information Report for the week ending Thursday, March 23, 2023

The following information is collected from various sources and disseminated by Beef Farmers of Ontario.

ONTARIO DIRECT TO PACKER RAILGRADE CATTLE TRADE

Prices are on a carcass weight basis before grade and weight discounts. Weekly Range:

A Grade Steers 355.00-360.00 (most 360.00)

A Grade Heifers 355.00-359.00 (most 359.00)

ONTARIO LIVE CATTLE TRADE

Ontario auction sales this week saw weighted average price ranges for:

FED CATTLE	Volume	Price Range	Average	Top	Last Week Avg
Large Frame Steers +1250	62	208.41-215.73	212.58	225.00	212.73
Medium Frame Steers +1250	54	193.01-215.44	204.73	240.00	201.45
Large & Medium Frame Steers +1250	116	201.39-216.19	209.54	240.00	207.62
Large Frame Heifers +1000	141	198.80-216.50	209.54	226.50	208.66
Medium Frame Heifers +1000	150	197.68-212.55	205.95	219.00	204.27
Large & Medium Frame Heifers +1000	291	199.38-216.14	208.53	226.50	207.46
Fed steers, Dairy & Dairy Cross +1250	72	170.51-180.77	175.99	208.25	189.23
Fed heifers, Dairy & Dairy Cross +1000	142	135.79-178.31	156.67	210.75	152.33
Cows - All Weights	2,177	94.77-132.72	111.83	176.00	111.21
Bulls - All Weights	96	133.91-169.26	152.26	200.99	150.26

STOCKERS - Large and Medium Frame

STEERS	Volume	Price Range	Average	Top	Last Week Avg
1000+	451	221.79-253.23	240.79	261.00	246.57
900-999	545	237.81-269.83	258.02	277.50	267.72
800-899	282	224.85-269.70	253.17	288.00	270.15
700-799	387	251.52-297.06	277.58	329.99	286.38
600-699	322	246.45-313.07	286.47	345.99	305.63
500-599	403	261.74-328.44	301.42	379.99	332.81
400-499	132	274.93-336.66	308.52	392.50	327.94
-399	49	263.77-342.21	298.76	750.00	325.31

STOCKERS - Large and Medium Frame

HEIFERS	Volume	Price Range	Average	Top	Last Week Avg
+900	273	200.76-226.33	215.30	252.00	221.98
800-899	244	196.27-247.97	229.65	255.75	241.62
700-799	220	200.75-243.00	224.18	255.00	241.98
600-699	270	207.18-265.58	241.00	295.00	254.23
500-599	375	217.95-287.92	251.53	360.00	277.54
400-499	191	213.49-275.57	243.40	327.50	258.31
300-399	32	188.98-236.09	209.12	275.00	251.28
-299	3	205.00	205.00	210.00	282.19

At Kawartha Lakes Community Sale Barn: March 18, 2023 – 163 cows, 5 bulls, 19 veal, 2 fed cattle, 34 stockers

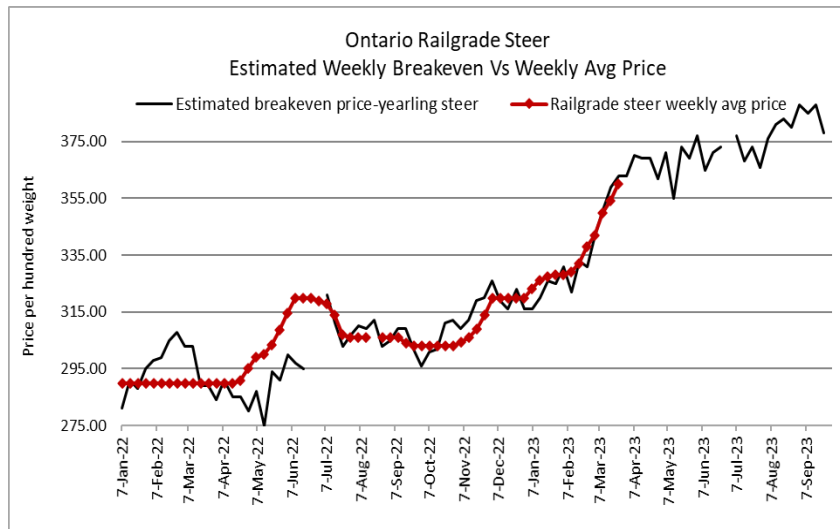
	Price Range	Avg.	Top
Cows	94.00-138.00	110.31	155.00
Veal 600 lbs +	155.00-185.00	164.59	185.00
Veal 125 lbs & under	113.32-600.00	357.66	600.00

Denfield Livestock Exchange Inc., March 21, 2023: 277 Fed Cattle, 11 Veal, 101 Cows, 7 Bulls, 24 stockers

	Price Range	Average	Top
Large & Medium Frame Fed Steers +1250 lbs	214.00-220.25	216.70	240.00
Large & Medium Frame Fed Heifers +1000 lbs	211.25-218.00	214.36	226.50
Cows	104.00-138.00	119.26	164.00
Veal calves 600 lbs +	181.00-199.00	187.50	201.00

At Aylmer Stockyards Inc.: March 22, 2023 – 19 veal, 229 Cows, 34 fed cattle, 59 stockers, 4 bulls

	Price Range	Average	Top
Fed Heifers, dairy & dairy cross 1000+ lbs	121.99-204.00	168.90	204.00
Cows	90.00-148.99	116.30	170.99
Veal 600+ lbs	159.00-229.99	187.00	229.99



The information provided on this report is based on weighted averages for actual data collected. Input costs are a guideline only and will vary from producer to producer. BFO does not take any responsibility and accepts no legal liability arising from or connected to damages or losses experienced by producers when using this information. This is to be used at your own risk.

ONTARIO STOCKER & FEEDER TRADE

Stocker sale at Brussels Livestock: March 17, 2023– 1,235 Stockers

Steers	Price Range	Average	Top	Heifers	Price Range	Average	Top
1000+	214.00-247.50	234.40	254.00	900+	209.00-230.25	221.36	232.00
900-999	234.50-259.00	247.20	261.00	800-899	213.00-255.75	233.97	255.75
800-899	239.00-266.00	255.59	276.00	700-799	215.50-255.00	232.72	255.00
700-799	263.00-294.00	277.71	294.00	600-699	232.00-266.00	247.60	295.00
600-699	283.00-327.50	303.90	327.50	500-599	248.00-278.00	256.16	279.00
500-599	305.00-331.00	322.52	339.00	400-499	226.00-266.00	247.10	327.50
400-499	308.00-352.50	339.72	352.50	30-399	190.00-230.00	195.71	235.00

Stocker sale at Temiskaming Livestock Exchange: March 20, 2023– 63 Stockers

Steers	Price Range	Average	Top	Heifers	Price Range	Average	Top
600-699	276.00-311.00	295.56	311.00	500-599	242.50-270.00	254.80	270.00
500-599	294.00-327.50	312.72	327.50				
400-499	262.50-340.00	319.42	340.00				

Stocker sale at: **Community Livestock Exchange: March 21, 2023 – 95 Stockers**

<i>Steers</i>	<i>Price Range</i>	<i>Average</i>	<i>Top</i>	<i>Heifers</i>	<i>Price Range</i>	<i>Average</i>	<i>Top</i>
600-699	167.50-289.99	233.59	289.99	600-699	187.50-241.99	218.00	241.99
500-599	235.00-370.00	298.89	370.00	500-599	202.49-292.49	254.59	292.49
				400-499	144.99-285.00	209.79	314.99

Stocker sale at: **Keady Livestock Market: March 21, 2023 – 229 Stockers**

<i>Steers</i>	<i>Price Range</i>	<i>Average</i>	<i>Top</i>	<i>Heifers</i>	<i>Price Range</i>	<i>Average</i>	<i>Top</i>
700-799	250.00-276.00	256.30	313.00	900+	135.00-230.00	192.78	230.00
600-699	313.00-327.50	320.00	327.50	800-899	220.00-225.00	220.63	225.00
500-599	285.00-347.00	318.72	365.00	600-699	240.00-268.00	266.41	268.00
400-499	335.00-392.50	360.00	392.50	500-599	225.00-280.00	274.53	280.00
399-				400-499	245.00-278.00	274.07	278.00

Stocker sale at: **Renfrew Pontiac Livestock: March 21, 2023 – 260 Stockers**

<i>Steers</i>	<i>Price Range</i>	<i>Average</i>	<i>Top</i>	<i>Heifers</i>	<i>Price Range</i>	<i>Average</i>	<i>Top</i>
800-899	188.99-254.99	242.89	254.99	700-799	169.99-254.99	224.49	254.99
700-799	212.50-304.00	261.50	304.00	600-699	204.99-270.00	250.40	270.00
600-699	270.00-339.00	319.60	339.00	500-599	217.49-277.49	241.90	277.49
500-599	237.50-347.99	317.09	347.99	400-499	202.49-302.49	240.89	302.49
400-499	235.00-354.99	300.00	354.99				
399-	292.49-362.50	319.09	362.50				

Stocker sale at **Ontario Livestock Exchange, March 22, 2023 – 595 stockers**

<i>Steers</i>	<i>Price Range</i>	<i>Average</i>	<i>Top</i>	<i>Heifers</i>	<i>Price Range</i>	<i>Average</i>	<i>Top</i>
1000+	233.00-261.00	249.03	261.00	900+	247.00-252.00	248.14	252.00
900-999	255.50-277.50	264.69	277.50				
800-899	260.00-288.00	277.84	288.00				
700-799	272.00-310.00	295.63	310.00				

Stocker sale at **Ontario Livestock Exchange: March 23, 2023 – 445 Stockers**

<i>Steers</i>	<i>Price Range</i>	<i>Average</i>	<i>Top</i>	<i>Heifers</i>	<i>Price Range</i>	<i>Average</i>	<i>Top</i>
1000+	180.00-214.00	209.27	214.00	900+	177.00-200.00	185.15	240.00
900-999	187.25-242.50	216.19	242.50	800-899	197.00-243.00	219.03	243.00
800-899	188.00-282.50	235.45	282.50	700-799	177.50-227.50	205.88	250.00
700-799	227.50-288.00	267.39	288.00	600-699	185.00-255.00	217.04	275.00
600-699	200.00-289.00	251.70	330.00	500-599	215.00-265.00	235.64	265.00
500-599	215.00-295.00	258.64	320.00	400-499	215.00-250.00	238.33	250.00
400-499	250.00-285.00	263.75	317.50	300-399	180.00-245.00	207.00	270.00
399-	270.00-315.00	287.67	320.00				

Stocker sale at **Ontario Stockyards Inc: March 23, 2023 – 685 Stockers**

<i>Steers</i>	<i>Price Range</i>	<i>Average</i>	<i>Top</i>	<i>Heifers</i>	<i>Price Range</i>	<i>Average</i>	<i>Top</i>
1000+	192.00-251.00	233.19	251.00	900+	92.50-225.00	185.00	225.00
900-999	230.00-261.00	243.14	261.00	800-899	180.00-214.00	202.44	214.00
800-899	225.00-272.00	256.03	272.00	700-799	190.00-239.00	216.16	239.00
700-799	257.50-306.00	288.61	306.00	600-699	190.00-259.90	228.32	259.50
600-699	240.00-301.50	276.85	312.00	500-599	200.00-287.00	239.74	287.00
500-599	245.00-310.00	284.32	333.00	400-499	187.50-289.00	229.07	289.00
400-499	275.00-333.00	301.40	350.00	300-399	175.00-212.50	194.06	275.00
399-	265.00-305.00	294.25	305.00				

ONTARIO STOCKER & FEEDER TRADE SPECIAL SPRING SALES

Stocker sale at **Community Livestock Exchange: March 17, 2023– 489** Stockers

Steers	Price Range	Average	Top	Heifers	Price Range	Average	Top
1000+	181.00-250.99	222.40	250.99	900+	200.00-229.99	222.40	229.99
900-999	210.00-275.99	268.10	275.99	800-899	167.50-247.99	239.90	247.99
800-899	235.99-279.99	266.69	279.99	700-799	210.00-252.00	240.89	252.00
700-799	262.50-329.99	312.09	329.99	600-699	204.99-285.99	250.99	285.99
600-699	249.00-345.99	315.70	345.99	500-599	207.50-360.00	281.30	360.00
500-599	267.49-379.99	345.50	379.99	400-499	279.99-300.00	289.80	300.00
400-499	367.49-385.00	375.99	385.00				

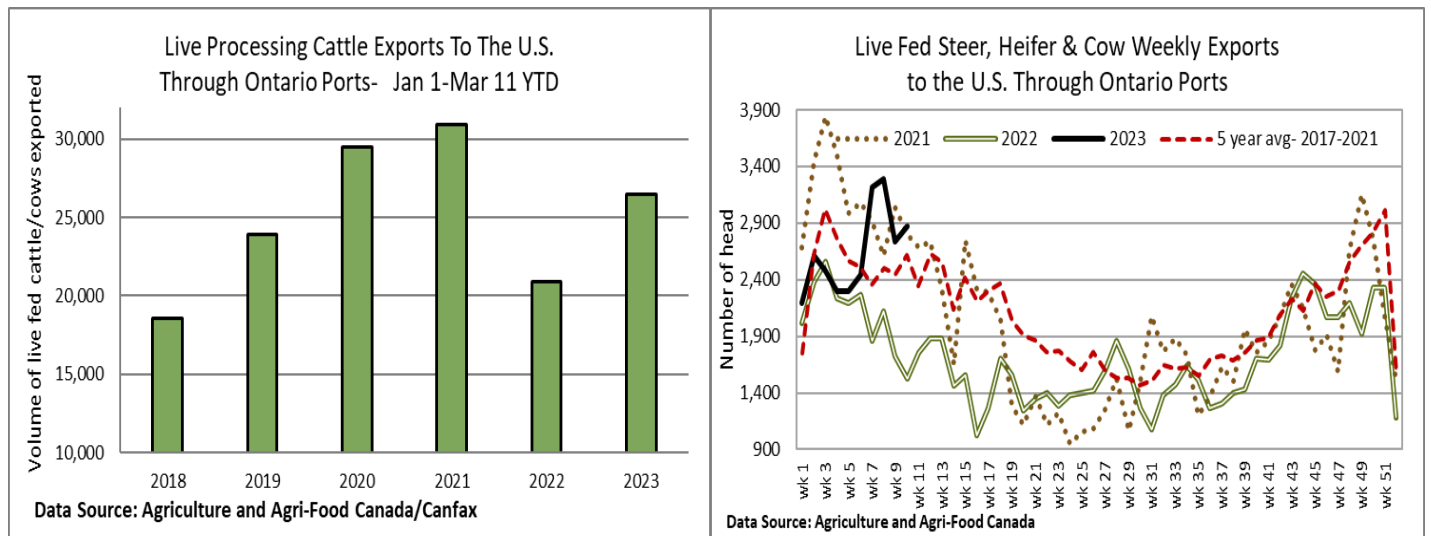
Quinte Cattlemen's Association Stocker Sale - There was a high-quality offering of 489 comprised of 262 steers and 227 heifers. Demand was strong throughout with prices generally in line with the strong Ontario market, though 5-7 weight steer prices were significantly higher than the general market. There were 35 consignors and 21 purchasing buyers.

ONTARIO BRED COW SALES

Ontario Stockyards Inc, March 18, 2023 – 289 Bred cows, 13 Cow/Calf Pairs

	Exotic and Exotic X	British and British X
Top quality bred cows	\$2400-\$3100	\$2200-\$2600
Avg quality bred cows	\$1700-\$2200	\$1650-\$2200
Avg quality cow/calf pairs	\$3000-\$3500	\$3000-\$3500

Bred cows and pairs sold very well to a large crowd of motivated buyers! (prices are per head and per pair)



WEEKLY LIVE CATTLE EXPORTS-ONTARIO

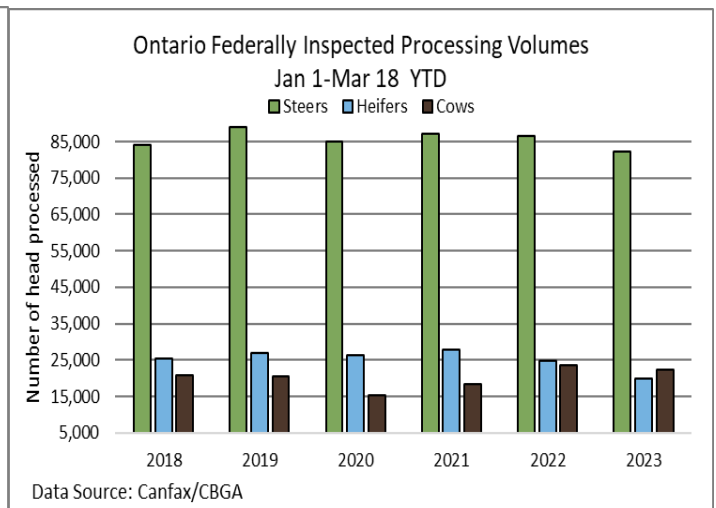
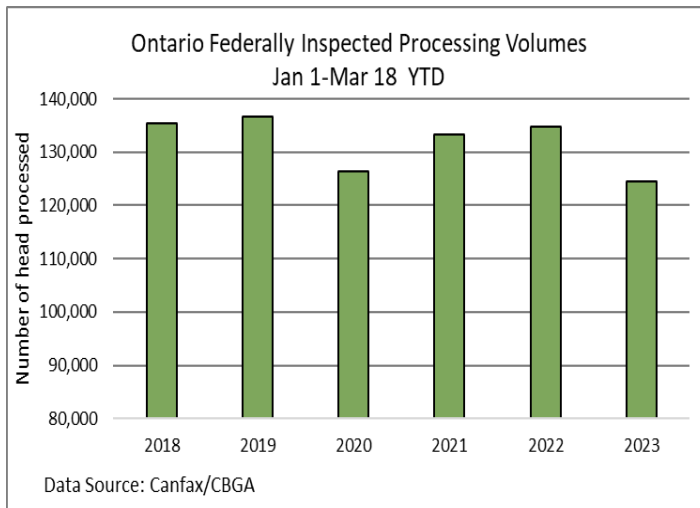
	Week ending Mar 11, 2023	Week ending Mar 4, 2023	Year to Date
Total live slaughter cattle exported through Ontario ports to the U.S.	3,074	2,801	27,386
Steers & Heifers & Cows	2,876	2,734	26,447
Bulls	198	67	939

CANADIAN- FEDERALLY INSPECTED PROCESSING-Canfax/CBGA 2023

	Week Ending Mar 18, 2023	# of hd change from week ago	YTD	% Change (Week Ago)	% Change (Year Ago)
Grand Total	61,243	-1,561	691,821	-2%	-0%
Western Processing	48,492	-1,145	549,671	-2%	+1%
Eastern Processing	12,751	-416	142,150	-3%	-5%

ONTARIO- FEDERALLY INSPECTED PROCESSING-Canfax/CBGA 2023

	Week Ending Mar 18, 2023	# of hd change from week ago	YTD	% Change (Week Ago)	% Change (Year Ago)
Grand Total	11,037	-523	124,541	-4.5%	-7.6%



AVERAGE CARCASS WEIGHTS – CANADA-Canfax/CBGA

	Steers	Heifers
Mar 18, 2023	916	848
Mar 11, 2023	931	850
Mar 19, 2022	929	855

AVERAGE CARCASS WEIGHTS – ONTARIO-Canfax/CBGA

	Steers	Heifers
Mar 18, 2023	973	854
Mar 11, 2023	970	859
Mar 19, 2022	960	851

USDA ESTIMATED CATTLE PROCESSING VOLUME

	Week Ending	Previous Week	Year Ago
	March 25, 2023		
Grand Total	626,000	631,000	657,000

QUEBEC ELECTRONIC AUCTION MARKET (F.O.B. THE FEEDLOT)

	Price	Change from Last Week
For the week ending Mar 23, 2023	358.13	+3.13

ALBERTA DIRECT TRADE

Alberta's direct trade: for the week ending Mar 23, 2023

Steers	Live FOB	N/T	Rail FOB	349.00-355.50
Heifers	Live FOB	N/T	Rail FOB	Not enough sold

U.S. TRADE (U.S. funds)

The U.S. cash cattle trade: for the week ending Mar 23, 2023

Choice and Select Steers and Heifers:	Live	162.00-168.70
	Rail	262.00-268.00

U.S. BOXED BEEF CUT-OUT VALUES (U.S. funds)

	Choice 600-900	Select 600-900
Current Five Day Average	281.67	271.33

BEEF EXPORTS – CANADA (AAFC)

	United States	<i>Change from last year YTD</i>	Mexico	<i>Change from last year YTD</i>
	<i>Jan 1- Jan 31/2023</i>		<i>Jan 1- Jan 31/2023</i>	
Total	31,275 tonnes	+12% or +3,337 tonnes	2,784 tonnes	+28% or +605 tonnes
	Japan	<i>Change from last year YTD</i>	South Korea	<i>Change from last year YTD</i>
	<i>Jan 1- Jan 31/2023</i>		<i>Jan 1- Jan 31/2023</i>	
Total	4,987 tonnes	-7% or -374 tonnes	1,852 tonnes	+195% or +1,224 tonnes

LIVE CATTLE – CANADA (AAFC)

	IMPORTS	<i>Import % change from 2022 YTD</i>		EXPORTS	<i>Export % change from 2022 YTD</i>
	<i>Jan 1- Jan 31/2023</i>			<i>Jan 1- Mar 4/2023</i>	
	Pure bred	521	-44%	Slaughter steers & heifers & cows	88,162
	Non-pure bred	28,483	+37%	Feeder cattle & calves	20,296
				Bulls	4,208
					+1%

BEEF PRODUCTION – CANADA (AAFC)

	<i>Jan 1 – Mar 11, 2023</i>	<i>Last Year Same Time</i>	<i>% Change</i>
Fed	211,764 tonnes	215,086 tonnes	-2%
Non-fed	38,235 tonnes	33,426 tonnes	+14%

BEEF IMPORTS – CANADA (AAFC)

	<i>Jan 1 – Mar 11, 2023</i>	<i>Last Year Same Time</i>	<i>% Change</i>
United States	16,176 tonnes	18,622 tonnes	-13%
Non-CUSMA	7,001 tonnes	7,383 tonnes	-5%
EU-27 (beef/veal total)	1,422 tonnes	3,406 tonnes	-58%
Total	26,839 tonnes	31,680 tonnes	-15%

CHICAGO MERCANTILE EXCHANGE

Closing quotes on futures **today** were as follows:

Live Cattle			Feeder Cattle			Corn		
Apr	163.00	+0.85	Mar	189.65	+0.62	May	6.430	+11.2
Jun	156.60	+0.80	Apr	194.80	-0.20	Jul	6.230	+12.2
Aug	156.42	+0.72	May	197.55	-1.05	Sep	5.692	+9.2
Oct	160.62	+0.57	Aug	214.12	-0.50	Dec	5.602	+8.0
Dec	165.45	+0.40	Sep	217.00	-0.87	Mar	5.690	+8.0
Feb	168.92	+0.35	Oct	219.00	-1.00	May	5.742	+7.4
Soybeans			Soft Red Winter Wheat			Canadian \$		
May	14.282	+8.6	May	6.884	+26.4	Spot	72.77	-0.13
Jul	14.062	+7.6	Jul	7.000	+26.0	Jun	72.87	-0.13
Aug	13.610	+7.4	Sep	7.112	+25.4	Sep	72.98	-0.12
Sep	12.976	+11.0	Dec	7.274	+25.2	Dec	73.07	-0.13
Nov	12.732	+15.2	Mar	7.386	+24.6	Mar	73.13	-0.16
Jan	12.796	+15.0	May	7.422	+24.0	Jun	73.18	-0.15

Beef Farmers of Ontario, 130 Malcolm Road, Guelph, ON N1K 1B1 Phone: (519) 824-0334 Fax: (519) 824-9101 or email: markets@ontariobeef.com

OBCFPP LICENCE CHANGES

No longer licenced as a livestock dealer:

Tru-Harvest Meats Inc., 70 Glen Scarlett Road, Toronto, ON M6N 1P4

ONTARIO STOCKER & FEEDER TRADE SPECIAL SALES

Mar 27	7:00 pm	Maple Hill Auctions	Special Stocker Sale
Mar 29	12:00 pm	Aylmer Stockyards Inc	Special Stocker Sale
Mar 29	1:00 pm	Vankleek Hill Livestock Exchange	Special Stocker Sale
Mar 29	7:00 pm	Cargill Auction Market	Special Spring Stocker Sale
Mar 30	3:00 pm	Ottawa Livestock Exchange	Herd Dispersal- 30 Young Bred Cows, 1 PB Char Bull
Apr 1	11:00 am	Denfield Livestock Exchange	Vaccinated Calf & Yearling Sale
Apr 1	2:00 pm	Keady Livestock Market	Sanders' Annual Charolais Bull Sale
Apr 12	7:00 pm	Cargill Auction Market	Special Spring Stocker Sale
Apr 15	11:00 am	Denfield Livestock Exchange	Vaccinated Calf & Yearling Sale
Apr 18	11:00 am	Ontario Stockyards Inc	Special Spring Stocker Sale
Apr 19	11:00 am	Kawartha Lakes Community Sale Barn	Special Stocker Sale
Apr 21	9:00 am	Keady Livestock Market	Special Spring Stocker Sale

Comments for the week ending March 23, 2023

Slightly lighter receipts of fed steers and heifers sold through auction markets this week at 407 head, down 22 from the previous week and 78 fewer than the same week last year. Fed steers sold from \$201.39-\$216.19 averaging \$209.54 up \$1.92 cwt from last week and \$37.46 stronger than year ago prices. Fed heifers traded from \$199.38-\$216.14 averaging \$208.53 up \$1.07 from the week before and \$38.37 higher than this time last year. Auction markets reported trade as fully steady to \$2.00-\$3.00 cwt higher for the most part with one market noting medium quality offering trading steady.

The Ontario railgrade market was very limited Friday to Monday with a few deals noted at \$355.00 dressed for steers but sellers were holding out for better prices. By Tuesday a couple of deals were reported at \$357.00 dressed for steers but again, sellers were not eager to trade at this price. By Wednesday prices had improved to \$360.00 cwt dressed for steers and \$359.00 for heifers, up \$6.00 cwt from last week's average prices, with delivery noted for this week and next. U.S. packer interest continued this week in Ontario.

As of March 18, 2023, federally inspected processing volumes in Ontario total 124,541 head, down 7.6% from the same time in 2022 and 6.6% below the same time in 2021. In the mix the total steers processed as of March 18, 2023 is at 82,160 head, down 5% from 2022 and 5.6% below the same time in 2021. Heifer processing volumes as of March 18, 2023 are at 19,875 head, down 19.7% from 2022 and 28.7% lower than the same time in 2021. Cull cow processing volumes as of March 18, 2023 are at 22,347 head down 5.4% from 2022 but 29.6% above March 18, 2021. Weekly volumes have only been above 12,000 head once this year, which was the last week in January. As of March 18, 2023, 6.8% of the cattle processed graded prime which is up 0.1% over last year at this time. Cattle grading AAA are 69.7% of the total volume which is identical to this time last year. Cattle grading AA this year make up 21.3% of the volume down 0.4% from last year, with 0.4% of the cattle processed so far this year grading A down 0.3% from the same time last year. As of March 11, 2023, fed cattle exports (including fed steers, heifers & cows) to the U.S. through Ontario ports total 26,447 head up 26.6% from the same time in 2022 but 14.4% lower than March 11, 2021. The largest weekly increases this year over last are noted in February and into March.

2,177 fed/cull cows sold through auction markets this week down 183 head from last week and 88 fewer than this time last year. Cows ranged from \$94.77-\$132.72 cwt, averaging \$111.83 up \$0.62 from the previous week and \$17.53 higher than year ago prices. Auction markets reported trade as fully steady to \$3.00-\$5.00 cwt higher to start the week. By mid-week the market was fully steady and ended the week actively at higher prices. This week saw 321 beef cows sell through auction markets down 77 head from last week, averaging \$116.49 cwt down \$1.41 from the previous week's weighted average beef cow price.

A light offering of stocker and feeder cattle sold through auction markets this week at 4,179 head, down 1,147 from the previous week and 364 fewer than the same week last year. Auction markets reported trade as active on good demand with prices holding steady on lighter runs for most of the week. But by week's end plain calves were under pressure, good calves steady and dairy cross calves steady to stronger with heavier cattle reported as firm. Actual average prices this week saw steers 400-500 lbs down \$19.42 cwt from the previous week, 500-600 lbs down \$31.39, 600-700 lbs down \$19.16, 700-800 lbs down \$8.80, 800-900 lbs down \$16.98, 900-1000 lbs down \$9.70 and steers 1000 lbs plus averaged \$5.78 easier than last week's weighted average prices. Heifers from 400-500 lbs were down \$14.91 from last week, 500-600 lbs down \$26.01, 600-700 lbs down \$13.23, 700-800 lbs down \$17.80, 800-900 lbs down \$11.97 and heifers 900 lbs plus averaged \$6.68 lower than last week's weighted average prices.

The Quebec electronic market this week averaged \$358.13 cwt dressed on a picked-up basis, up \$3.13 cwt from the previous week's average price.

Alberta direct trade on Wednesday was reported by Canfax as \$2.50-\$5.00 cwt higher than the previous week from \$350.50-\$353.00 cwt delivered on a dressed basis. Thursday the market surged higher with deals reported from \$353.00-\$357.00 delivered up \$5.00-\$7.00 cwt. Overall this week's market is up \$4.20 cwt on average from last week's weighted average prices.

The U.S. cash cattle trade the week ending March 16th was light to moderate in volume with business in the south ranging from \$163.00-\$165.00 live, mainly \$164.00 cwt down \$1.00. In the north a few deals were noted on a live basis from \$164.00-\$166.00, most at \$164.00 with dressed trade from \$260.00-\$265.00 cwt. Overall average prices for the week saw live steers averaging \$164.17 down \$1.23 from the previous week while live heifers averaged \$164.07 down \$0.98. On the rail steers averaged \$263.82 down \$1.50 while heifers averaged \$263.87 down \$2.43 from the previous week's weighted average prices.

This week the U.S. cash cattle trade was fairly quiet until Wednesday with prices stronger in the north and lower in the south. Trade in the south was reported at mainly \$163.00 live down \$1.00 cwt. In the north live deals ranged from \$164.00-\$168.00 cwt, mainly \$165.00 which is \$1.00 higher, with dressed deals from \$265.00-\$268.00, mainly \$265.00 up \$1.00 cwt. Today the market is quiet and it appears that business for the week is completed.