



Weekly Market Information Report for the week ending Thursday, March 30, 2023

The following information is collected from various sources and disseminated by Beef Farmers of Ontario.

ONTARIO DIRECT TO PACKER RAILGRADE CATTLE TRADE

Prices are on a carcass weight basis before grade and weight discounts. Weekly Range:

A Grade Steers	360.00
A Grade Heifers	359.00

ONTARIO LIVE CATTLE TRADE

Ontario auction sales this week saw weighted average price ranges for:

FED CATTLE	Volume	Price Range	Average	Top	Last Week Avg
Large Frame Steers +1250	58	175.86-216.79	196.75	226.00	212.58
Medium Frame Steers +1250	86	198.22-218.72	208.19	223.50	204.73
Large & Medium Frame Steers +1250	144	196.95-219.22	208.66	226.00	209.54
Large Frame Heifers +1000	84	190.76-215.25	208.76	232.00	209.54
Medium Frame Heifers +1000	123	196.21-214.93	206.96	228.00	205.95
Large & Medium Frame Heifers +1000	207	194.65-216.88	208.51	232.00	208.53
Fed steers, Dairy & Dairy Cross +1250	43	177.85-188.10	182.00	188.50	175.99
Fed heifers, Dairy & Dairy Cross +1000	116	132.28-174.44	151.42	185.50	156.67
Cows - All Weights	2,265	93.74-133.03	111.39	183.00	111.83
Bulls - All Weights	119	133.83-170.10	154.05	197.00	152.26

STOCKERS - Large and Medium Frame

STEERS	Volume	Price Range	Average	Top	Last Week Avg
1000+	366	227.70-260.29	249.06	267.50	240.79
900-999	693	245.65-266.60	256.78	276.00	258.02
800-899	294	222.67-274.64	256.36	294.50	253.17
700-799	357	237.36-295.13	270.49	319.00	277.58
600-699	400	233.13-309.99	280.23	339.99	286.47
500-599	234	240.62-321.99	282.48	364.00	301.42
400-499	134	250.47-326.55	291.01	386.00	308.52
-399	54	239.26-356.57	297.34	670.00	298.76

STOCKERS - Large and Medium Frame

HEIFERS	Volume	Price Range	Average	Top	Last Week Avg
+900	424	205.86-228.17	216.01	253.75	215.30
800-899	200	215.06-247.84	231.99	257.75	229.65
700-799	265	207.98-240.07	223.28	264.00	224.18
600-699	279	198.09-262.23	235.73	290.00	241.00
500-599	317	203.47-272.32	241.06	307.50	251.53
400-499	104	205.02-275.13	238.46	315.00	243.40
300-399	46	194.00-257.01	228.44	355.00	209.12
-299	7	178.57-267.86	226.07	330.00	205.00

At Kawartha Lakes Community Sale Barn: March 25, 2023 – 175 cows, 13 bulls, 28 veal, 0 fed cattle, 56 stockers

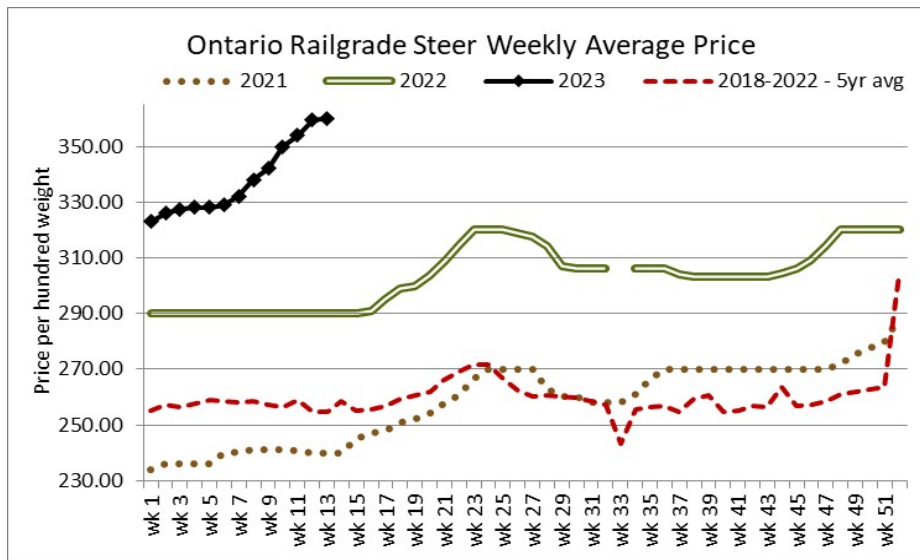
	Price Range	Avg.	Top
Cows	95.00-139.00	112.14	159.00
Bulls 1600 lbs +	126.00-171.00	142.77	171.00
Veal 600 lbs +	167.00-200.00	177.81	200.00
Veal 125 lbs & under	175.00-600.00	381.50	600.00

Denfield Livestock Exchange Inc., March 28, 2023: 158 Fed Cattle, 17 Veal, 87 Cows, 6 Bulls, 14 stockers

	Price Range	Average	Top
Large & Medium Frame Fed Steers +1250 lbs	207.00-221.25	214.24	223.50
Large & Medium Frame Fed Heifers +1000 lbs	211.25-219.00	214.90	232.00
Cows	104.00-133.50	114.49	146.00
Veal calves 600 lbs +	182.00-200.00	190.58	224.00

At Aylmer Stockyards Inc.: March 29, 2023 – 37 veal, 216 Cows, 58 fed cattle, 4 bulls

	Price Range	Average	Top
Large & Medium Frame Fed Steers 1250 + lbs	187.00-220.99	211.29	220.99
Large & Medium Frame Fed Heifers 1000+ lbs	165.99-213.49	189.10	213.49
Fed Heifers, dairy & dairy cross 1000+ lbs	111.00-178.00	161.29	178.00
Cows	85.99-148.99	112.70	173.99
Veal 600+ lbs	151.00-231.99	178.80	231.99



ONTARIO STOCKER & FEEDER TRADE

Stocker sale at Brussels Livestock: March 24, 2023– 1,249 Stockers

Steers	Price Range	Average	Top	Heifers	Price Range	Average	Top
1000+	208.75-259.00	244.74	259.00	900+	200.00-229.00	212.12	242.75
900-999	227.00-262.00	248.50	262.00	800-899	206.00-254.00	231.08	254.00
800-899	229.00-289.00	271.86	289.00	700-799	210.00-257.00	226.15	262.00
700-799	220.00-302.00	268.49	302.00	600-699	200.00-268.00	239.14	285.00
600-699	229.00-307.00	283.97	319.00	500-599	219.00-279.00	250.85	295.00
500-599	250.00-315.00	295.26	325.00	400-499	205.00-298.00	265.12	315.00
400-499	305.00-360.00	332.56	360.00				
399-	270.00-340.00	291.00	340.00				

Stocker sale at Temiskaming Livestock Exchange: March 27, 2023– 78 Stockers

Steers	Price Range	Average	Top	Heifers	Price Range	Average	Top
600-699	280.00-291.00	284.70	291.00	600-699	165.00-225.00	180.00	225.00
500-599	284.00-321.00	293.80	321.00	500-599	206.00-256.00	236.85	256.00

Stocker sale at: Community Livestock Exchange: March 28, 2023 – 159 Stockers

Steers	Price Range	Average	Top	Heifers	Price Range	Average	Top
700-799	150.00-239.99	207.90	239.99	700-799	160.00-216.00	202.30	216.00
600-699	164.99-270.00	229.70	270.00	600-699	160.00-232.50	210.00	232.50
500-599	200.00-331.99	278.79	331.99	500-599	169.99-260.00	215.39	260.00
400-499	185.00-317.49	270.90	317.49	400-499	202.49-292.49	236.69	292.49

Stocker sale at: **Keady Livestock Market: March 28, 2023 – 548** Stockers

<i>Steers</i>	Price Range	Average	Top	<i>Heifers</i>	Price Range	Average	Top
900-999	255.00-261.00	257.06	261.00	900+	145.00-220.00	182.40	220.00
800-899	282.50-294.50	290.67	294.50	700-799	238.00-247.50	241.28	247.50
700-799	297.00-318.00	303.87	319.00	600-699	233.00-290.00	272.79	290.00
600-699	280.00-328.00	310.55	328.00	500-599	237.50-307.50	267.72	307.50
500-599	307.50-335.00	324.17	335.00	400-499	270.00-285.00	277.70	286.00
400-499	315.00-386.00	358.35	386.00	300-399	215.00-300.00	271.00	300.00
399-	365.00-400.00	391.25	400.00				

Stocker sale at: **Renfrew Pontiac Livestock: March 28, 2023 – 232** Stockers

<i>Steers</i>	Price Range	Average	Top	<i>Heifers</i>	Price Range	Average	Top
900-999	162.50-218.00	197.10	218.00	900+	135.00-197.50	183.20	197.50
800-899	142.50-229.00	192.30	229.00	800-899	160.00-204.99	182.09	204.99
700-799	160.00-302.99	262.40	302.99	700-799	192.50-264.00	233.19	264.00
600-699	227.49-339.99	308.80	339.99	600-699	220.00-287.99	267.39	287.99
500-599	239.99-364.00	321.30	364.00	500-599	164.99-295.00	255.29	295.00
400-499	279.99-345.99	311.50	345.99	400-499	189.99-285.00	205.60	285.00

Stocker sale at **Aylmer Stockyards Inc, March 29, 2023 – 133** stockers

<i>Steers</i>	Price Range	Average	Top	<i>Heifers</i>	Price Range	Average	Top
900-999	200.00-227.49	220.99	227.49	700-799	162.50-254.99	222.40	254.99
600-699	165.99-267.49	219.89	357.49	600-699	185.00-242.49	216.69	242.49
400-499	200.00-262.50	220.50	262.50				

Stocker sale at **Ontario Livestock Exchange, March 29, 2023 – 630** stockers

<i>Steers</i>	Price Range	Average	Top	<i>Heifers</i>	Price Range	Average	Top
1000+	240.00-267.50	257.16	267.50	900+	224.00-231.50	229.69	231.50
900-999	254.00-276.00	266.55	276.00	800-899	217.50-236.00	229.79	236.00
800-899	200.00-274.00	255.82	274.00				

Stocker sale at **Vankleek Hill Livestock Exchange, March 29, 2023 – 187** stockers

<i>Steers</i>	Price Range	Average	Top	<i>Heifers</i>	Price Range	Average	Top
800-899	185.00-277.00	224.93	277.00	700-799	200.00-217.00	208.15	217.00
700-799	210.00-260.00	234.14	260.00	600-699	197.00-255.00	218.90	255.00
600-699	240.00-320.00	275.88	332.00	500-599	205.00-265.00	223.11	265.00
500-599	285.00-317.00	294.28	317.00				
400-499	265.00-277.00	269.89	277.00				

Stocker sale at **Ontario Livestock Exchange: March 30, 2023 – 452** Stockers

<i>Steers</i>	Price Range	Average	Top	<i>Heifers</i>	Price Range	Average	Top
1000+	134.00-224.00	191.79	224.00	900+	190.00-202.50	193.50	222.50
900-999	202.50-230.00	209.36	230.00	800-899	191.00-222.50	200.00	222.50
800-899	155.00-235.00	194.02	257.50	700-799	180.00-210.00	195.76	235.00
700-799	205.00-277.50	243.29	297.50	600-699	170.00-242.50	195.69	250.00
600-699	175.00-310.00	251.89	330.00	500-599	215.00-260.00	241.15	260.00
500-599	200.00-332.50	249.95	350.00	400-499	210.00-270.00	241.90	270.00
400-499	210.00-300.00	250.71	300.00	300-399	200.00-250.00	224.00	265.00
399-	210.00-320.00	267.50	320.00	299-	190.00-320.00	260.00	320.00

Stocker sale at **Ontario Stockyards Inc: March 30, 2023 – 685** Stockers

<i>Steers</i>	<i>Price Range</i>	<i>Average</i>	<i>Top</i>	<i>Heifers</i>	<i>Price Range</i>	<i>Average</i>	<i>Top</i>
1000+	112.50-212.50	172.21	212.50	900+	161.00-222.50	194.67	222.50
900-999	221.00-260.00	245.27	262.00	800-899	160.00-222.50	202.24	222.50
800-899	203.00-263.50	240.53	263.50	700-799	222.50-258.00	244.90	258.00
700-799	240.00-293.00	273.51	293.00	600-699	215.00-276.00	244.611	291.00
600-699	282.00-320.00	301.73	331.00	500-599	230.00-270.00	249.95	292.00
500-599	293.00-342.00	319.98	358.00	400-499	245.00-300.00	275.98	300.00
400-499	327.50-357.00	343.55	357.50	300-399	240.00-300.00	264.95	300.00
399-	317.50-340.00	328.89	340.00		230.00-260.00	245.00	260.00

ONTARIO STOCKER & FEEDER TRADE SPECIAL SPRING SALES

Stocker sale at **Maple Hill Auctions Ltd: March 27, 2023– 409** Stockers

<i>Steers</i>	<i>Price Range</i>	<i>Average</i>	<i>Top</i>	<i>Heifers</i>	<i>Price Range</i>	<i>Average</i>	<i>Top</i>
1000+	249.50-261.25	255.21	261.25	800-899	254.00-257.75	255.21	257.75
900-999	250.25-263.00	254.46	263.00				
700-799	261.00-265.00	262.67	265.00				
600-699	285.00-300.00	290.19	300.00				

ONTARIO BRED COW SALES

Kawartha Lakes Community Sales Barn, March 25, 2023 – 68 Bred cows, **25** Cow/Calf Pairs

	Exotic and Exotic X	British and British X
Top quality bred cows	\$2200-\$2700	\$1800-\$2100
Avg quality bred cows	\$1800-\$2100	\$1400-\$1700
Top quality cow/calf pairs	\$3200-\$3900	\$2500-\$3000
Avg quality cow/calf pairs	\$2400-\$3100	\$2000-\$2400

Bred cows sold actively with good buyer interest! (prices are per head and per pair)

Ottawa Livestock Exchange, March 30, 2023 – 36 Bred cows, Cow/Calf Pairs

	Exotic and Exotic X	British and British X
Top quality bred cows	N/T	\$2900
Avg quality bred cows	N/T	\$2200
Top quality cow/calf pairs	N/T	\$3050
Avg quality cow/calf pairs	N/T	\$2650

Herd Dispersal (prices are per head and per pair)

WEEKLY LIVE CATTLE EXPORTS-ONTARIO

	Week ending Mar 18, 2023	Week ending Mar 11, 2023	Year to Date
Total live slaughter cattle exported through Ontario ports to the U.S.	3,577	3,074	30,963
Steers & Heifers & Cows	3,508	2,876	29,955
Bulls	69	198	1,008

CANADIAN- FEDERALLY INSPECTED PROCESSING-Canfax/CBGA 2023

	<i>Week Ending Mar 25, 2023</i>	<i># of hd change from week ago</i>	<i>YTD</i>	<i>% Change (Week Ago)</i>	<i>% Change (Year Ago)</i>
Grand Total	62,788	+1,545	754,609	+3%	-0%
Western Processing	50,393	+1,901	600,064	+4%	+1%
Eastern Processing	12,395	-356	154,545	-3%	-6%

ONTARIO- FEDERALLY INSPECTED PROCESSING-Canfax/CBGA 2023

	Week Ending Mar 25, 2023	# of hd change from week ago	YTD	% Change (Week Ago)	% Change (Year Ago)
Grand Total	10,830	-207	135,371	-1.8%	-8.3%

AVERAGE CARCASS WEIGHTS – CANADA-Canfax/CBGA

	Steers	Heifers
Mar 25, 2023	910	844
Mar 18, 2023	916	848
Mar 26, 2022	922	855

AVERAGE CARCASS WEIGHTS – ONTARIO-Canfax/CBGA

	Steers	Heifers
Mar 25, 2023	969	851
Mar 18, 2023	973	854
Mar 26, 2022	973	864

USDA ESTIMATED CATTLE PROCESSING VOLUME

	Week Ending April 1, 2023	Previous Week	Year Ago
Grand Total	651,000	626,000	639,000

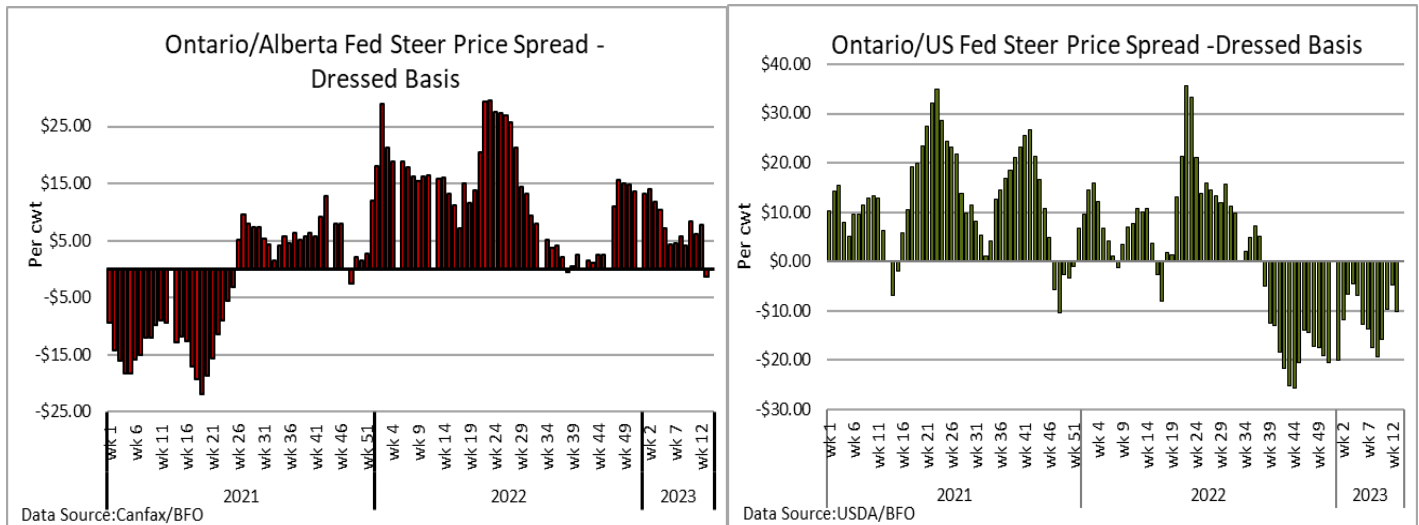
QUEBEC ELECTRONIC AUCTION MARKET (F.O.B. THE FEEDLOT)

	Price	Change from Last Week
For the week ending Mar 30, 2023	368.28	+10.12

ALBERTA DIRECT TRADE

Alberta's direct trade: for the week ending Mar 30, 2023

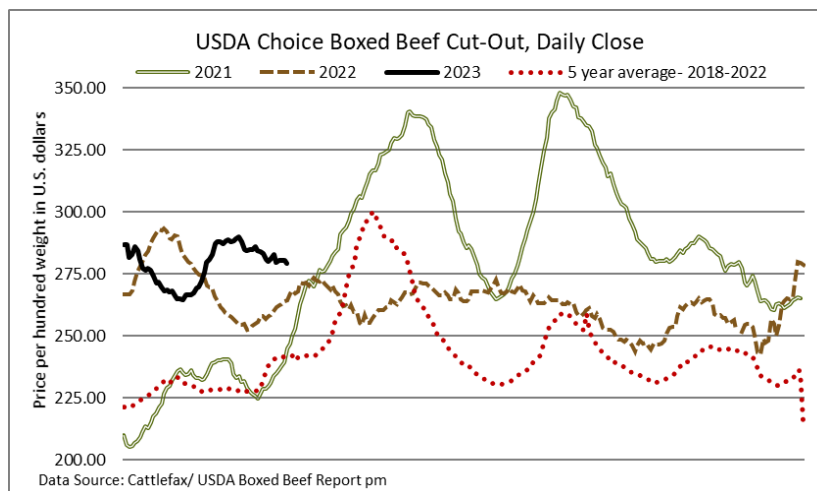
Steers	Live FOB	212.75	Rail FOB	358.50-360.50
Heifers	Live FOB	N/T	Rail FOB	351.50-360.50



U.S. TRADE (U.S. funds)

The U.S. cash cattle trade: for the week ending Mar 30, 2023

Choice and Select Steers and Heifers:	Live	165.00-172.00
	Rail	265.00-275.00



U.S. BOXED BEEF CUT-OUT VALUES (U.S. funds)

	Choice 600-900	Select 600-900
Current Five Day Average	280.07	269.24

BEEF EXPORTS – CANADA (AAFC)

	United States Jan 1- Jan 31/2023	Change from last year YTD	Mexico Jan 1- Jan 31/2023	Change from last year YTD
Total	31,275 tonnes	+12% or +3,337 tonnes	2,784 tonnes	+28% or +605 tonnes
	Japan Jan 1- Jan 31/2023	Change from last year YTD	South Korea Jan 1- Jan 31/2023	Change from last year YTD
Total	4,987 tonnes	-7% or -374 tonnes	1,852 tonnes	+195% or +1,224 tonnes

LIVE CATTLE – CANADA (AAFC)

IMPORTS		Import % change from 2022 YTD	EXPORTS		Export % change from 2022 YTD
Jan 1- Jan 31/2023			Jan 1- Mar 11/2023		
Pure bred	521	-44%	Slaughter steers & heifers & cows	99,048	-7%
Non-pure bred	28,483	+37%	Feeder cattle & calves	22,510	-63%
			Bulls	4,844	+4%

BEEF PRODUCTION – CANADA (AAFC)

	Jan 1 – Mar 18, 2023	Last Year Same Time	% Change
Fed	232,625 tonnes	237,200 tonnes	-2%
Non-fed	41,469 tonnes	36,560 tonnes	+13%

BEEF IMPORTS – CANADA (AAFC)

	Jan 1 – Mar 18, 2023	Last Year Same Time	% Change
United States	19,220 tonnes	20,750 tonnes	-7%
Non-CUSMA	8,465 tonnes	7,373 tonnes	+15%
EU-27 (beef/veal total)	1,739 tonnes	3,405 tonnes	-49%
Total	32,310 tonnes	34,962 tonnes	-8%

CHICAGO MERCANTILE EXCHANGE

Closing quotes on futures **today** were as follows:

Live Cattle			Feeder Cattle			Corn		
Apr	168.35	+0.80	Apr	200.82	+0.92	May	6.604	+11.0
Jun	162.12	+1.12	May	205.25	+0.80	Jul	6.360	+8.6
Aug	161.42	+1.07	Aug	221.97	+1.27	Sep	5.772	+0.4
Oct	165.40	+0.77	Sep	224.22	+1.10	Dec	5.664	-0.4
Dec	170.27	+0.72	Oct	225.70	+1.07	Mar	5.740	-0.4
Feb	173.65	+0.60	Nov	226.20	+0.80	May	5.784	-0.4
Soybeans			Soft Red Winter Wheat			Canadian \$		
May	15.054	+31.0	May	6.922	+0.0	Spot	73.89	-0.07
Jul	14.754	+28.4	Jul	7.044	+0.0	Jun	73.99	-0.07
Aug	14.216	+21.0	Sep	7.166	+0.0	Sep	74.09	-0.07
Sep	13.476	+16.0	Dec	7.344	+0.2	Dec	74.20	-0.05
Nov	13.196	+16.2	Mar	7.462	-0.2	Mar	74.27	-0.08
Jan	13.252	+16.0	May	7.492	-0.4	Jun	74.31	-0.07

Beef Farmers of Ontario, 130 Malcolm Road, Guelph, ON N1K 1B1 Phone: (519) 824-0334 Fax: (519) 824-9101 or email: markets@ontariobeef.com

ONTARIO STOCKER & FEEDER TRADE SPECIAL SALES

Apr 1	11:00 am	Denfield Livestock Exchange	Vaccinated Calf & Yearling Sale
Apr 1	2:00 pm	Keady Livestock Market	Sanders' Annual Charolais Bull Sale
Apr 12	7:00 pm	Cargill Auction Market	Special Spring Stocker Sale
Apr 15	11:00 am	Denfield Livestock Exchange	Vaccinated Calf & Yearling Sale
Apr 18	11:00 am	Ontario Stockyards Inc	Special Spring Stocker Sale
Apr 19	11:00 am	Kawartha Lakes Community Sale Barn	Special Stocker Sale
Apr 21	9:00 am	Keady Livestock Market	Special Spring Stocker Sale

Comments for the week ending March 30, 2023

Receipts of fed steers and heifers sold through auction markets this week were lighter with 351 head sold down 56 from last week but up 12 from the same time last year. Fed steers sold from \$196.95-\$219.22 cwt averaging \$208.66 down \$0.88 from the previous week but \$39.58 cwt higher than last year at this time. Fed heifers ranged from \$194.65-\$216.88 averaging \$208.51 cwt down \$0.02 from the week before but up \$39.66 from year ago prices. Auction markets reported trade as steady to fully steady and strong.

The Ontario railgrade market traded at \$360.00 cwt dressed for steers with heifers reported at \$359.00 cwt, up \$0.50 from last week on average. Prices remained steady for the week with delivery starting out for the week of April 3rd but by Tuesday onward, cattle were being scheduled for the week of April 10th. This week's average price is up \$70.00 cwt from this time last year. Despite the \$70.00 cwt increase over last year, profitability is minimal and similar to last year due to extreme increases in cost of production.

The Boxed Beef Report by Kevin Grier reports last week's overview: "Canadian and U.S. packers moved a large volume of product last week and despite the decline in price, it was still at a very high level; much higher than last year at this time. All that means that the underlying demand remains remarkably robust, at least in the United States. As usual the situation is not the same in Canada. Canadian demand is not where merchandisers need it to be, given that they must pay U.S. prices to get product, let alone with the weak C\$." Kevin reports the Spot Market Canadian Product Availability-"Neither of the big packers in Alberta have worked a Saturday in at least a month. Cargill in Guelph has trimmed its kills. Domestic packers are in good shape with the likely exception of ribs."

2,265 fed/cull cows sold through auction markets this week up 88 head from last week and 510 more than this time last year. Cows traded from \$93.74-\$133.03 cwt averaging \$111.39 down \$0.44 from the previous week but up \$14.50 over prices last year at this time. Auction markets reported trade as active with prices higher to start. By Tuesday trade was reported as fully steady to slightly lower and by mid-week, good cows were steady to stronger while plainer types were steady. 415 head of beef cows were in this week's offering up 94 head from the previous week averaging \$119.63 cwt up \$3.14 from last week's weighted average beef cow prices.

4,174 stocker and feeder cattle sold through auction markets this week, fully steady to last week but 271 fewer than this time last year. Auction markets reported calves as selling steady with quality a consideration and plainer calves trading on a softer note. Grass weight cattle were reported as selling on a keen buyer demand at slightly higher prices. Yearlings/heavier cattle started out as firm to steady on good quality cattle while second cut were easier. By mid week the market was holding steady with quality considered. Actual average prices this week saw steers 400-500 lbs down \$17.51 from the previous week's weighted average prices, 500-600 lbs down \$18.94, 600-700 lbs down \$6.24, 700-800 lbs down \$7.09, 800-900 lbs up \$3.19, 900-1000 lbs down \$1.20 and steers 1000 lbs plus averaged \$8.27 above year ago prices. Heifers from 400-500 lbs were down \$4.94, 500-600 lbs down \$10.47, 600-700 lbs down \$5.27, 700-800 lbs down \$0.90, 800-900 lbs up \$2.34 and heifers 900 lbs and over averaged \$0.71 stronger than last week's weighted average prices.

The Quebec electronic market this week averaged \$368.28 cwt dressed on a picked-up basis, up \$10.12 cwt from the previous week's average price.

Alberta direct trade saw just a couple of scattered deals Monday at \$353.00 dressed but not enough to establish a market. Wednesday trade was light with Canfax reporting sales at \$360.00 cwt delivered. Thursday the market saw further increases with sales reported by Canfax from \$360.00-\$362.00 dressed, up \$5.00-\$10.00 cwt from last week. Canfax reported that cattle sold this week are being scheduled for mid-April delivery.

The U.S. cash cattle trade the week ending March 24th was light to moderate in volume with business in the south ranging from \$162.00-\$163.00 live, mainly \$163.00 cwt down \$1.00. In the north a few deals were noted on a live basis from \$165.00-\$166.00 up \$1.00 cwt with dressed trade from \$260.00-\$265.00 cwt. Overall average prices for the week saw live steers averaging \$164.41 up \$0.24 from the previous week while live heifers averaged \$163.87 down \$0.20. On the rail steers averaged \$265.06 up \$1.24 while heifers averaged \$264.84 up \$0.97 from the previous week's weighted average prices.

This week the U.S. cash cattle trade remained basically untested until Thursday where the market was moderate to active at sharply higher prices. Business in the south was reported from \$165.00-\$168.50 live, mainly \$167.00 up \$4.00 cwt from the previous week. In the north trade ranged from \$265.00-\$275.00 dressed, mainly \$270.00-\$272.00 up \$5.00-\$6.00 cwt with a few live deals from \$168.00-\$172.00 up \$3.00-\$6.00 cwt from last week. Today, Friday, the market is quiet with asking prices around \$168.00 plus live in the south and \$273.00 plus dressed in the north. Some light clean-up trade is possible today but it appears the bulk of this week's business is completed.