



Weekly Market Information Report for the week ending Thursday, April 5, 2023

The following information is collected from various sources and disseminated by Beef Farmers of Ontario.

ONTARIO DIRECT TO PACKER RAILGRADE CATTLE TRADE

Prices are on a carcass weight basis before grade and weight discounts. Weekly Range:

A Grade Steers	360.00
A Grade Heifers	359.00

ONTARIO LIVE CATTLE TRADE

Ontario auction sales this week saw weighted average price ranges for:

FED CATTLE	Volume	Price Range	Average	Top	Last Week Avg
Large Frame Steers +1250	21	211.71-230.86	218.76	238.00	196.75
Medium Frame Steers +1250	37	190.66-214.01	205.37	226.00	208.19
Large & Medium Frame Steers +1250	58	193.46-217.39	208.74	238.00	208.66
Large Frame Heifers +1000	55	210.75-219.65	214.50	230.00	208.76
Medium Frame Heifers +1000	104	201.50-216.25	209.79	230.00	206.96
Large & Medium Frame Heifers +1000	159	205.08-218.07	211.91	230.00	208.51
Fed steers, Dairy & Dairy Cross +1250	17	145.00-166.41	159.80	181.00	182.00
Fed heifers, Dairy & Dairy Cross +1000	90	124.71-170.63	149.92	212.50	151.42
Cows - All Weights	1,557	89.88-130.10	109.26	171.00	111.39
Bulls - All Weights	93	131.37-166.66	151.03	219.30	154.05

STOCKERS - Large and Medium Frame

STEERS	Volume	Price Range	Average	Top	Last Week Avg
1000+	497	222.31-253.00	237.65	261.50	249.06
900-999	383	221.78-262.83	246.99	266.00	256.78
800-899	322	234.44-276.03	257.59	288.00	256.36
700-799	418	248.56-294.75	271.87	311.00	270.49
600-699	214	245.90-308.67	280.10	341.00	280.23
500-599	171	254.80-327.25	293.86	550.00	282.48
400-499	82	232.08-316.62	285.64	350.00	291.01
-399	37	252.27-356.05	314.39	640.00	297.34

STOCKERS - Large and Medium Frame

HEIFERS	Volume	Price Range	Average	Top	Last Week Avg
+900	253	190.05-222.85	208.72	233.75	216.01
800-899	222	199.61-247.73	226.55	257.00	231.99
700-799	308	220.73-252.91	241.51	277.49	223.28
600-699	265	233.55-275.41	255.51	298.00	235.73
500-599	175	240.83-290.19	269.57	313.00	241.06
400-499	59	214.56-273.49	250.43	304.00	238.46
300-399	24	244.79-296.25	271.56	357.00	228.44
-299	6	170.83-274.17	198.33	290.00	226.07

ONTARIO STOCKER & FEEDER TRADE

At Kawartha Lakes Community Sale Barn: April 1, 2023 – 175 cows, 5 bulls, 61 veal, 12 fed cattle, 18 stockers

	Price Range	Avg.	Top
Cows	97.00-136.00	110.53	144.00
Veal 600 lbs +	156.00-178.00	166.59	180.00
Veal 125 lbs & under	125.00-400.00	253.93	450.00

Denfield Livestock Exchange Inc., April 4, 2023: 164 Fed Cattle, 14 Veal, 77 Cows, 1 Bull, 5 stockers

	Price Range	Average	Top
Large & Medium Frame Fed Steers +1250 lbs	189.00-220.00	209.20	238.00
Large & Medium Frame Fed Heifers +1000 lbs	212.75-220.00	216.20	230.00
Cows	90.00-126.00	110.46	139.00
Veal calves 600 lbs +	174.00-200.00	186.63	200.00

At Aylmer Stockyards Inc.: April 5, 2023 – 19 veal, 149 Cows, 52 fed cattle, 2 bulls, 33 stockers

	Price Range	Average	Top
Fed Heifers, dairy & dairy cross 1000+ lbs	115.99-172.50	154.29	172.50
Cows	71.99-139.699	112.09	139.99
Veal 600+ lbs	147.99-235.00	171.70	235.00

ONTARIO STOCKER & FEEDER TRADE

Stocker sale at Brussels Livestock: March 31, 2023– 1,190 Stockers

Steers	Price Range	Average	Top	Heifers	Price Range	Average	Top
1000+	200.00-237.00	216.63	257.00	900+	194.00-225.00	211.67	236.75
900-999	224.00-266.00	249.59	266.00	800-899	197.00-255.00	227.91	257.00
800-899	230.00-283.00	261.58	283.00	700-799	207.00-244.50	229.48	250.00
700-799	234.00-286.00	260.74	286.00	600-699	209.00-251.00	231.95	260.00
600-699	207.50-281.00	242.08	305.00	500-599	235.00-290.00	263.23	290.00
500-599	260.00-330.00	289.33	330.00	400-499	190.00-304.00	268.67	304.00

Stocker sale at Temiskaming Livestock Exchange: April 3, 2023– 51 Stockers

Steers	Price Range	Average	Top	Heifers	Price Range	Average	Top
500-599	309.00-330.00	314.00	550.00	500-599	234.00-251.00	245.56	271.00

Stocker sale at: Community Livestock Exchange: April 4, 2023 – 114 Stockers

Steers	Price Range	Average	Top	Heifers	Price Range	Average	Top
700-799	194.99-262.99	243.29	262.99	600-699	189.99-260.00	234.69	260.00
600-699	208.99-302.49	268.00	302.49	500-599	182.49-270.00	247.40	270.00
500-599	197.50-354.99	272.10	354.99	400-499	180.00-292.49	242.09	292.49
400-499	220.00-317.49	279.70	317.49				

Stocker sale at: Keady Livestock Market: April 4, 2023 – 590 Stockers

Steers	Price Range	Average	Top	Heifers	Price Range	Average	Top
1000+	185.00-215.00	204.60	240.00	900+	186.00-235.00	223.50	235.00
900-999	234.00-258.00	250.04	258.00	800-899	218.00-240.00	236.67	240.00
800-899	251.00-267.00	257.05	267.00	700-799	261.50-269.00	265.77	269.00
700-799	285.00-311.00	295.45	311.00	600-699	265.00-298.00	278.40	298.00
600-699	305.00-333.00	325.62	337.00	500-599	272.00-313.00	295.39	313.00
				400-499	215.00-245.00	231.50	245.00

Stocker sale at: Renfrew Pontiac Livestock: April 4, 2023 – 240 Stockers

Steers	Price Range	Average	Top	Heifers	Price Range	Average	Top
700-799	160.00-282.50	243.50	282.50	700-799	144.99-258.00	229.09	258.00
600-699	225.00-341.00	279.99	341.00	600-699	180.00-279.99	247.19	279.99
500-599	235.00-345.00	308.30	345.00	500-599	225.00-291.00	269.79	291.00
400-499	202.49-350.00	311.60	350.00	400-499	225.00-295.00	266.59	295.00
399-	200.00-345.00	290.09	345.00	300-399	194.99-289.99	244.60	289.99

Stocker sale at **Ontario Livestock Exchange, April 5, 2023 – 534 stockers**

Steers	Price Range	Average	Top	Heifers	Price Range	Average	Top
1000+	235.00-261.50	248.42	261.50	900+	190.00-192.50	190.83	192.50
900-999	217.00-262.00	244.49	262.00				
800-899	235.00-272.00	262.00	272.00				
700-799	185.00-279.00	244.20	279.00				

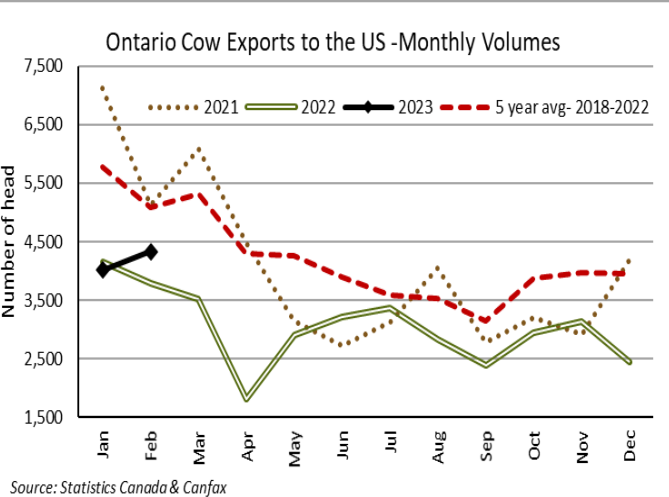
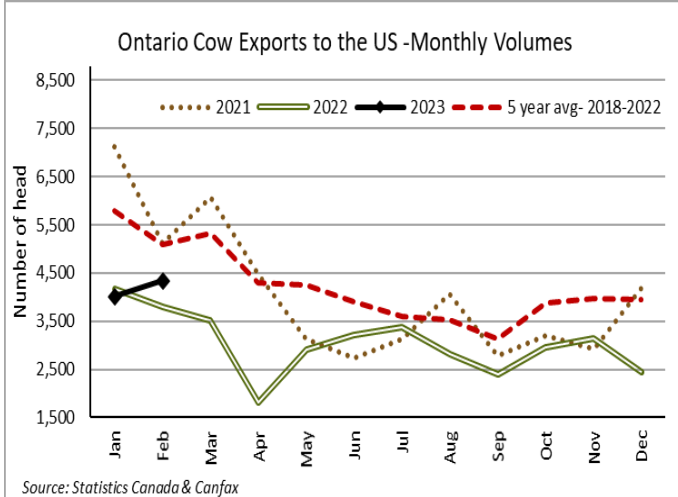
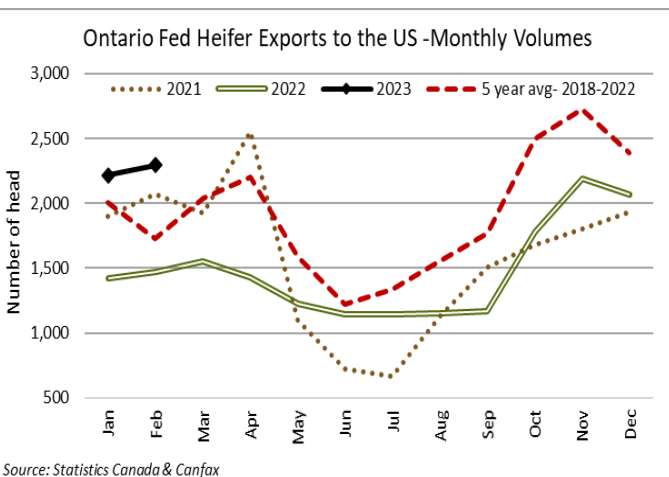
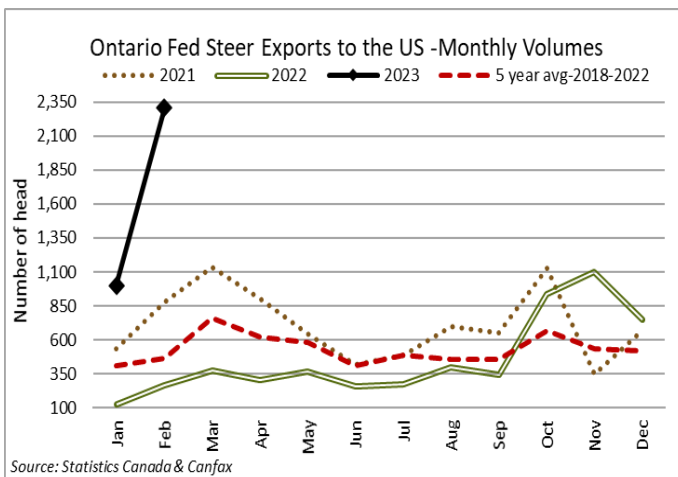
ONTARIO STOCKER & FEEDER TRADE SPECIAL SPRING SALE

Stocker sale at **Denfield Livestock Exchange: April 1, 2023 – 610 Stockers**

Steers	Price Range	Average	Top	Heifers	Price Range	Average	Top
900-999	217.00-261.50	244.71	261.50	900+	204.00-228.00	215.70	229.00
800-899	237.00-277.00	256.55	288.00	800-899	215.00-236.00	229.41	236.00
700-799	249.00-294.00	269.99	311.00	700-799	227.50-255.00	249.38	269.00
600-699	278.00-320.00	308.19	320.00	600-699	237.50-277.00	258.55	277.00
500-599	210.00-267.50	245.58	316.00	500-599	250.00-285.00	261.48	285.00
400-499	271.00-310.00	291.68	310.00				

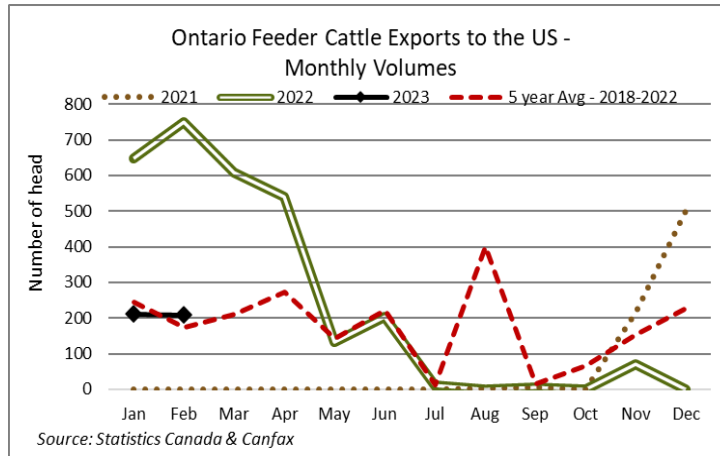
WEEKLY LIVE CATTLE EXPORTS-ONTARIO

	Week ending Mar 18, 2023	Week ending Mar 11, 2023	Year to Date
Total live slaughter cattle exported through Ontario ports to the U.S.	3,577	3,074	30,963
Steers & Heifers & Cows	3,508	2,876	29,955
Bulls	69	198	1,008



MONTHLY LIVE CATTLE EXPORTS TO THE U.S. FROM ONTARIO (Canfax/Stats Canada)

	February 2023	YTD	% change from 2022
Steers	2,308	3,308	+750%
Heifers	2,294	4,510	+56%
Cows	4,334	8,348	+5%
Bulls	7	16	-75%
Feeders	210	421	-70%
Total	9,153	16,603	

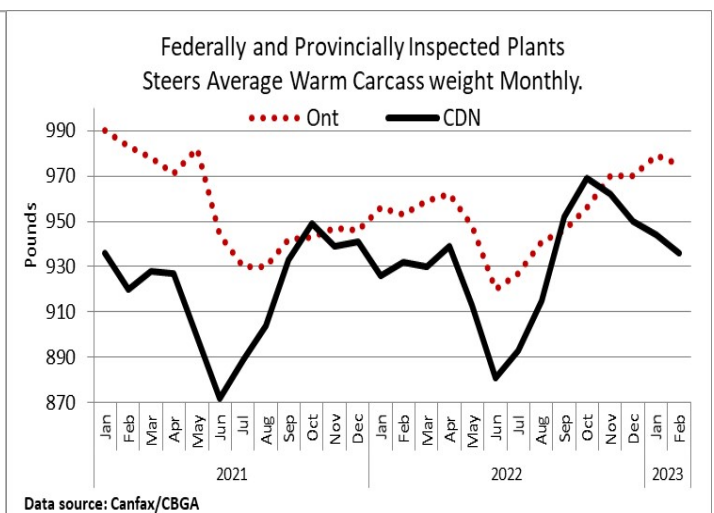
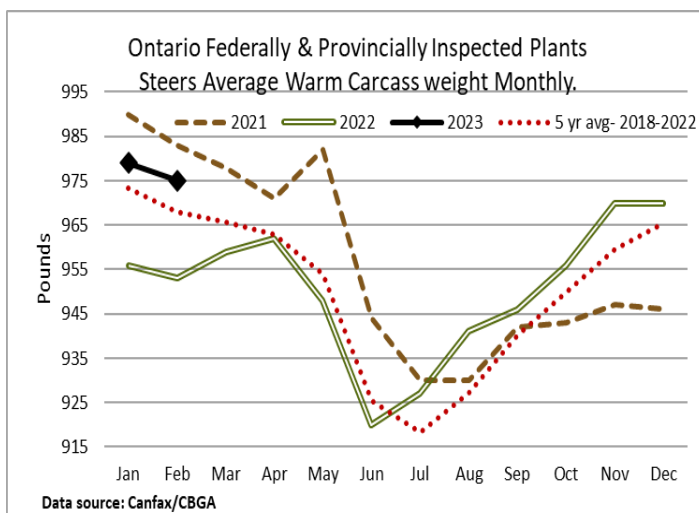


CANADIAN- FEDERALLY INSPECTED PROCESSING-Canfax/CBGA 2023

	Week Ending April 1, 2023	# of hd change from week ago	YTD	% Change (Week Ago)	% Change (Year Ago)
Grand Total	62,125	-663	816,734	-1%	-1%
Western Processing	49,486	-907	649,550	-2%	+0%
Eastern Processing	12,639	+244	167,184	+2%	-6%

ONTARIO- FEDERALLY INSPECTED PROCESSING-Canfax/CBGA 2023

	Week Ending April 1, 2023	# of hd change from week ago	YTD	% Change (Week Ago)	% Change (Year Ago)
Grand Total	10,818	-12	146,189	-0.1%	-8.8%



AVERAGE CARCASS WEIGHTS – CANADA-Canfax/CBGA

	Steers	Heifers
Apr 1, 2023	912	848
Mar 25, 2023	910	843
Apr 2, 2022	949	855

AVERAGE CARCASS WEIGHTS – ONTARIO-Canfax/CBGA

	Steers	Heifers
Apr 1, 2023	956	864
Mar 25, 2023	969	851
Apr 2, 2022	965	841

USDA ESTIMATED CATTLE PROCESSING VOLUME

	Week Ending	Previous Week	Year Ago
	April 8, 2023		
Grand Total	N/A	651,000	N/A

QUEBEC ELECTRONIC AUCTION MARKET (F.O.B. THE FEEDLOT)

	Price	Change from Last Week
For the week ending Apr 5, 2023	364.00-365.25	-3.62

ALBERTA DIRECT TRADE

Alberta's direct trade: for the week ending Apr 5, 2023

Steers	Live FOB	215.25	Rail - FOB	361.50-363.50
Heifers	Live FOB	N/T	Rail - FOB	Not enough sold to establish a price

U.S. TRADE (U.S. funds)

The U.S. cash cattle trade: for the week ending Apr 5, 2023

Choice and Select Steers and Heifers:	Live	168.00-177.00
	Rail	272.00-280.00

U.S. BOXED BEEF CUT-OUT VALUES (U.S. funds)

	Choice	Select
	600-900	600-900
Current Five Day Average	284.58	273.90

BEEF EXPORTS – CANADA (AAFC)

	United States	Change from last year YTD	Mexico	Change from last year YTD
	Jan 1- Jan 31/2023		Jan 1- Jan 31/2023	
Total	31,275 tonnes	+12% or +3,337 tonnes	2,784 tonnes	+28% or +605 tonnes
	Japan	Change from last year YTD	South Korea	Change from last year YTD
	Jan 1- Jan 31/2023		Jan 1- Jan 31/2023	
Total	4,987 tonnes	-7% or -374 tonnes	1,852 tonnes	+195% or +1,224 tonnes

LIVE CATTLE – CANADA (AAFC)

IMPORTS	Import % change	EXPORTS	Export % change
	from 2022 YTD		from 2022 YTD
		Jan 1- Mar 18/2023	
Jan 1- Jan 31/2023			
Pure bred	521 -44%	Slaughter steers & heifers & cows	111,524 -5%
Non-pure bred	28,483 +37%	Feeder cattle & calves	25,573 -63%
		Bulls	5,434 +4%

BEEF PRODUCTION – CANADA (AAFC)

	<i>Jan 1 – Mar 25, 2023</i>	<i>Last Year Same Time</i>	<i>% Change</i>
Fed	253,614 tonnes	259,180 tonnes	-2%
Non-fed	44,887 tonnes	39,684 tonnes	+13%

BEEF IMPORTS – CANADA (AAFC)

	<i>Jan 1 – Mar 25, 2023</i>	<i>Last Year Same Time</i>	<i>% Change</i>
United States	20,908 tonnes	22,649 tonnes	-8%
Non-CUSMA	9,298 tonnes	8,431 tonnes	+10%
EU-27 (beef/veal total)	1,797 tonnes	4,033 tonnes	-55%
Total	35,158 tonnes	37,881 tonnes	-7%

CHICAGO MERCANTILE EXCHANGE

Closing quotes on futures **today** were as follows:

Live Cattle			Feeder Cattle			Corn		
Apr	171.07	+2.67	Apr	200.62	+2.80	May	6.434	-9.2
Jun	163.10	+2.80	May	205.40	+3.30	Jul	6.196	-7.6
Aug	162.30	+2.32	Aug	222.60	+3.37	Sep	5.642	-5.0
Oct	166.07	+1.72	Sep	225.35	+3.12	Dec	5.566	-4.0
Dec	170.90	+1.55	Oct	227.20	+2.97	Mar	5.644	-3.6
Feb	174.30	+1.42	Nov	228.07	+2.82	May	5.696	-3.4
Soybeans			Soft Red Winter Wheat			Canadian \$		
May	14.924	-18.4	May	5.754	-6.4	Spot	74.23	-0.07
Jul	14.624	-15.2	Jul	6.880	-6.6	Jun	74.31	-0.08
Aug	14.124	-11.6	Sep	7.006	-7.4	Sep	74.41	-0.08
Sep	13.382	-9.0	Dec	7.194	-7.0	Dec	74.50	-0.07
Nov	13.096	-6.2	Mar	7.310	-7.2	Mar	74.56	-0.08
Jan	13.162	-6.0	May	7.342	-7.2	Jun	74.57	-0.10

Beef Farmers of Ontario, 130 Malcolm Road, Guelph, ON N1K 1B1 Phone: (519) 824-0334 Fax: (519) 824-9101 or email: markets@ontariobeef.com

OBCFPP LICENCE CHANGES

Now Licenced: Abattoir

Bilal Farms Inc. 302 Dawnlight St., Ottawa, ON, K4A 5G3

Hilts Butcher Shop Ltd., 1948 7th Line Asphodel, Norwood, ON, K0L 2V0

Now Licenced: Country Dealer

Randy Brubacher and Jeanette Brubacher o/a Bruhill Ag, 5965 Minto Normanby TWLN, Clifford, ON N0G 1M0

ONTARIO STOCKER & FEEDER TRADE SPECIAL SALES

Apr 12	7:00 pm	Cargill Auction Market	Special Spring Stocker Sale
Apr 15	11:00 am	Denfield Livestock Exchange	Vaccinated Calf & Yearling Sale
Apr 18	11:00 am	Ontario Stockyards Inc	Special Spring Stocker Sale
Apr 19	11:00 am	Kawartha Lakes Community Sale Barn	Special Stocker Sale
Apr 21	9:00 am	Keady Livestock Market	Special Spring Stocker Sale
Apr 26	12:00 pm	Aylmer Stockyards Inc	Special Stocker Sale
Apr 26	1:00 pm	Vankleek Hill Livestock Exchange	Special Stocker Sale
Apr 26	7:00 pm	Cargill Auction Market	Special Spring Stocker Sale
Apr 28	9:00 am	Keady Livestock Market	Northern Select Stocker Sale
Apr 29	8:00 am	Rainy River Cattlemen's Sale-Stratton	Special Spring Stocker Sale (cows/bulls also)
Apr 29	11:00 am	Denfield Livestock Exchange	Vaccinated Calf & Yearling Sale

Comments for the week ending April 5, 2023

This week receipts in all classes are lighter as the report is short one reporting day due to the Good Friday Holiday. Auction markets sold 217 head of fed steers and heifers this week, down 190 from last week and 244 fewer than this time last year. Fed steers ranged from \$193.46-\$217.39 averaging \$208.74 down \$0.80 from last week noting a lower bottom end of the range due to quality. This week's prices did average \$36.25 higher than the same time last year. Fed heifers sold from \$205.08-\$218.07 averaging \$211.91 cwt up \$3.38 from the previous week and \$42.18 stronger than year ago prices. Auction markets reported trade as strong at steady to fully steady prices but by mid-week the market was steady on a light run of medium quality cattle.

The Ontario railgrade market was light to moderate and continues at \$360.00 cwt dressed for steers and \$359.00 for heifers which is fully steady to the previous week. The week started out the previous Friday with delivery scheduled for the week of April 10th but this week delivery has been pushed out to the week of April 17th and also the week of April 24th. Last year at this time the railgrade price was steady from January onward at the \$290.00 price while this year weekly average prices have increased \$37.00 cwt year to date.

1,557 fed/cull cows sold through auction markets this week down 708 head from last week and 562 fewer than last year at this time. Cows sold from \$89.88-\$130.10 with a weekly weighted average price of \$109.26 down \$2.13 from the previous week but \$14.44 stronger than this time last year. Auction markets reported trade as steady to start but as the week progressed trade was steady to barely steady, with one market noting prices up \$2.00-\$4.00 while another saw a decline of \$3.00-\$4.00 cwt. The market ended the week at fully steady prices. This week 326 beef cows sold through auction markets down 89 head from last week, averaging \$117.18 down \$2.45 cwt from last week's weighted average beef cow price.

3,436 stocker and feeder cattle sold through auction markets this week, down 738 head from the week before and 69 fewer than the same week last year. Auction markets reported calves as steady to fully steady on the good quality while second cut calves were softer to easier. Yearlings/heavier cattle also saw good quality cattle trading steady to fully steady with second cut or plainer types softer to easier. Actual average prices this week saw steers from 400-500 lbs down \$5.37 from the previous week on average, 500-600 lbs up \$11.38, 600-700 lbs down \$0.13, 700-800 lbs up \$1.38, 800-900 lbs were up \$1.23, 900-1000 lbs down \$9.79 and steers 1000 lbs plus averaged \$11.41 cwt easier than last week's weighted average prices. Heifers from 300-400 lbs were up \$43.12 from the previous week, 400-500 lbs up \$11.97, 500-600 lbs up \$28.51, 600-700 lbs up \$19.78, 700-800 lbs up \$18.23, 800-900 lbs down \$5.44 and heifers 900 lbs and over averaged \$7.29 easier than last week on average.

The Quebec electronic market reported for this week ranged from \$364.00-\$365.25 cwt dressed on a picked-up basis, down \$3.62 cwt from last week on average.

Alberta direct trade was active on Wednesday with prices reported by Canfax at \$363.00-\$365.00 cwt delivered on a dressed basis for steers and \$365.00 for heifers, up \$3.00-\$5.00 from last week's sales. Canfax notes that it appears business is wrapped up for the week.

The U.S. cash cattle trade the week ending March 31st was moderate to active on Thursday with business in the south reported from \$165.00-\$168.50 live, mainly \$167.00 up \$4.00 cwt from the previous week. In the north trade ranged from \$265.00-\$275.00 dressed, mainly \$270.00-\$272.00 up \$5.00-\$6.00 cwt with a few live deals from \$168.00-\$173.00, mainly \$170.00-\$171.00 up \$3.00-\$6.00 cwt from the previous week's trade. Overall, according to the USDA Mandatory Price Report, live steers averaged \$168.74 up \$4.33, while live heifers averaged \$169.06 up \$5.25 cwt. On the rail, steers averaged \$270.36 dressed, up \$5.30 cwt while heifers averaged \$271.06 up \$6.22 from the previous week's weighted average prices. U.S. prices continue to trade at a premium to Ontario.

This week the U.S. cash cattle trade remained untested until Wednesday afternoon and into Wednesday evening with moderate to active trade developing at much stronger prices. Business in the south ranged from \$168.00-\$171.00, mainly at \$170.00 live, up \$3.00-\$4.00 cwt from last week. In the north dressed trade ranged from \$272.00-\$280.00 cwt, mostly \$275.00-\$277.00 up around \$4.50-\$6.50 cwt with some live trade from \$172.00-\$175.00, mainly \$175.00 cwt up around \$5.00 from last week's trade. Today, a light trade is noted in Kansas at \$172.00 live up slightly from Wednesday. In the north a few deals are noted from \$278.00-\$280.00 dressed and \$177.00 live, also slightly stronger than Wednesday's trade. Live cattle futures are stronger today after yesterday's high cash market with feeders also sharply higher as grains are under pressure.