



WEEKLY MARKET INFORMATION REPORT – FOR THE WEEK ENDING THURSDAY APRIL 13, 2023

The following information is collected from various sources and disseminated by Beef Farmers of Ontario.

ONTARIO DIRECT TO PACKER RAILGRADE CATTLE TRADE

Prices are on a carcass weight basis before grade and weight discounts:

A Grade Steers	365.00
A Grade Heifers	364.00

ONTARIO LIVE CATTLE TRADE

Ontario auction sales this week saw weighted average price ranges for:

FED CATTLE	Volume	Price Range	Average	Top	Last Week Avg
Large Frame Steers +1250	129	208.45-226.15	219.42	237.00	214.37
Medium Frame Steers +1250	99	205.46-223.77	216.86	246.00	212.04
Large & Medium Frame Steers +1250	228	207.84-226.85	219.25	246.00	212.51
Large Frame Heifers +1000	129	206.93-224.04	217.32	231.00	213.36
Medium Frame Heifers +1000	160	196.64-219.11	210.72	231.00	209.01
Large & Medium Frame Heifers +1000	289	200.24-222.29	214.05	231.00	211.18
Fed steers, Dairy & Dairy Cross +1250	36	179.69-186.94	182.78	217.25	167.64
Fed heifers, Dairy & Dairy Cross +1000	95	133.19-168.93	156.91	206.00	151.67
Cows - All Weights	1,994	97.43-134.97	112.91	187.50	109.96
Bulls - All Weights	110	135.37-165.45	151.17	186.00	154.04

STOCKERS - Large and Medium Frame

STEERS	Volume	Price Range	Average	Top	Last Week Avg
1000+	365	227.33-257.01	247.66	263.00	235.86
900-999	287	240.62-262.74	254.03	276.00	246.24
800-899	326	240.96-268.70	257.91	284.50	254.59
700-799	263	228.38-277.54	255.60	335.00	271.02
600-699	360	246.35-306.68	278.21	337.00	281.05
500-599	248	241.81-323.97	288.66	370.00	290.93
400-499	129	251.53-348.14	319.39	390.00	283.61
-399	62	186.52-315.58	254.53	560.00	301.28

STOCKERS - Large and Medium Frame

HEIFERS	Volume	Price Range	Average	Top	Last Week Avg
+900	115	185.03-215.49	201.48	237.25	208.44
800-899	88	199.97-228.94	219.06	245.00	224.58
700-799	194	205.92-245.42	228.36	265.00	239.95
600-699	248	208.89-260.10	238.07	292.00	252.09
500-599	257	218.93-275.24	248.67	301.00	262.77
400-499	164	203.82-273.20	246.44	302.50	256.86
300-399	40	204.10-258.11	230.13	350.00	262.36
-299	8	228.44	228.44	380.00	205.56

At Kawartha Lakes Community Sale Barn: April 8, 2023–126 cows, 7 bulls, 6 veal, 2 fed cattle, 16 stockers

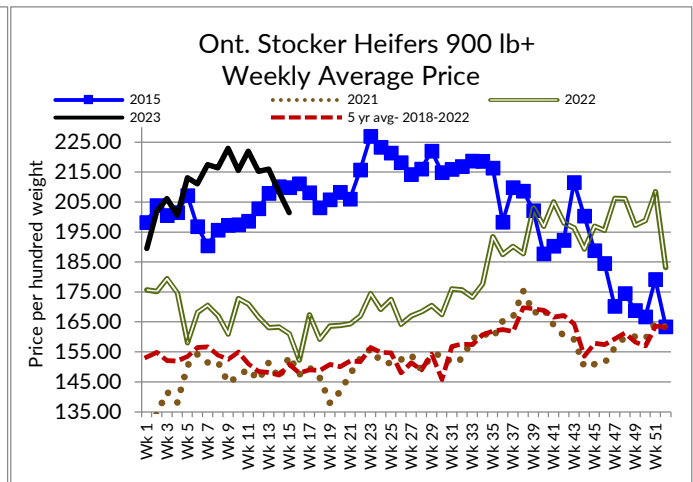
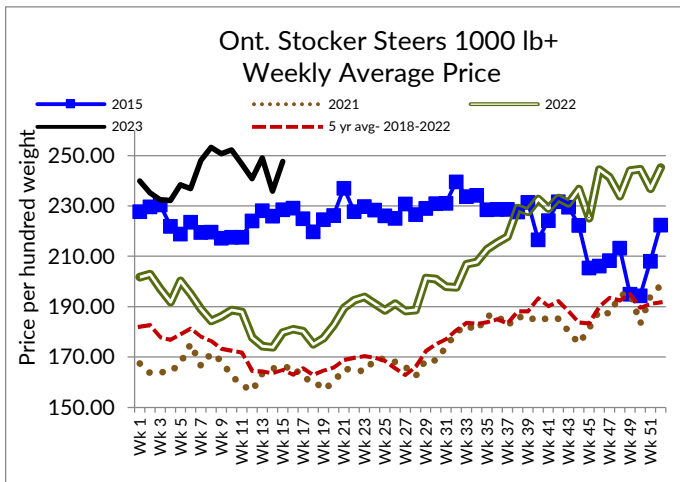
	Price Range	Avg.	Top
Cows	94.00-134.00	110.40	144.00

At Denfield Livestock Exchange Inc.: April 11, 2023: 216 Fed Cattle, 11 Veal, 80 Cows, 7 Bulls

	Price Range	Average	Top
Large & Medium Frame Fed Steers +1250 lbs	215.00-229.75	222.66	246.00
Large & Medium Frame Fed Heifers +1000 lbs	214.00-223.75	219.49	231.00
Cows	100.00-133.00	114.16	152.00
Veal calves 600 lbs +	183.00-195.00	190.44	205.00

At Aylmer Stockyards Inc.: April 12, 2023 - 15 veal, 149 Cows, 50 fed cattle, 6 bulls, 47 stockers

	Price Range	Average	Top
Fed Heifers, dairy & dairy cross 1000+ lbs	120.99-174.50	161.40	174.50
Cows	94.99-162.99	116.30	162.99
Veal 600+ lbs	147.99-200.00	181.09	200.00



ONTARIO STOCKER & FEEDER TRADE

Stocker sale at Brussels Livestock: April 8, 2023- 594 Stockers

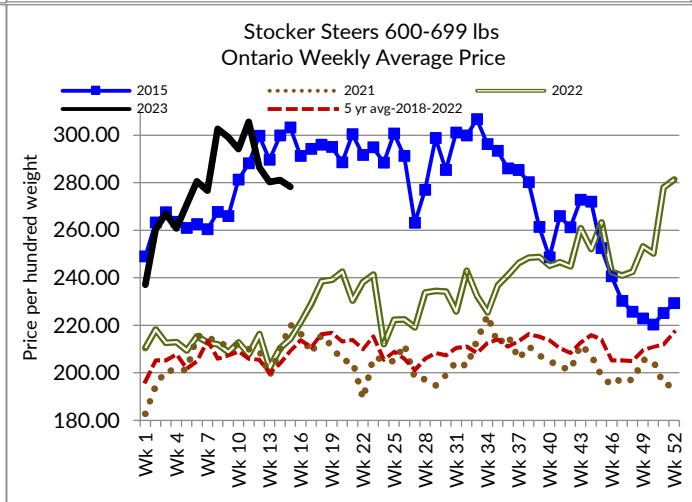
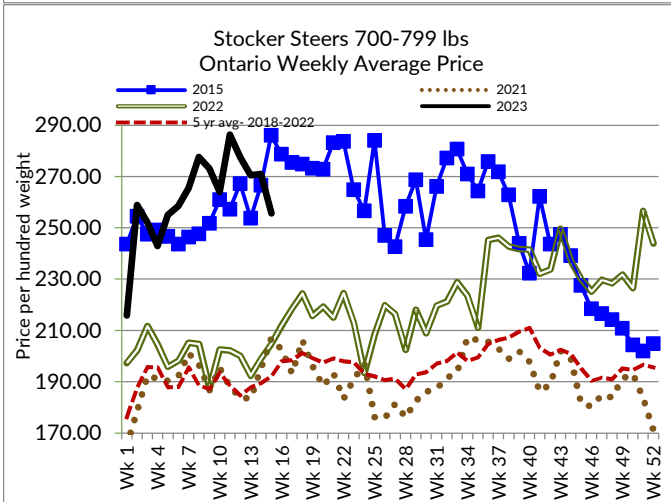
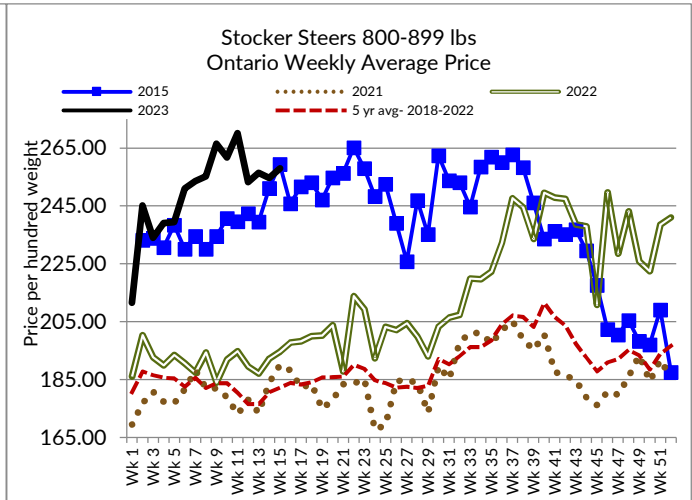
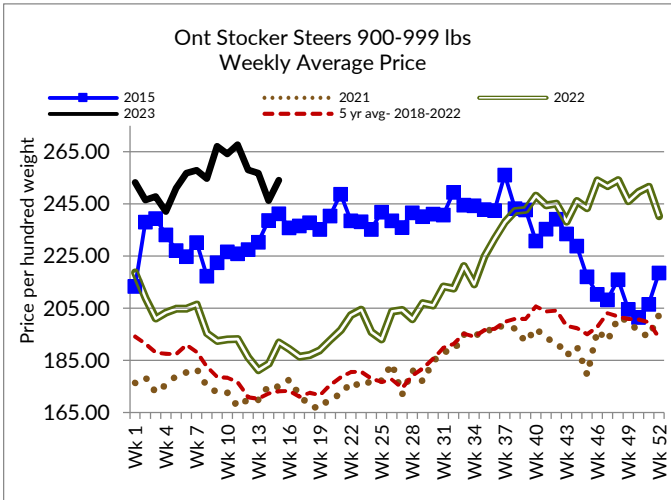
Steers	Price Range	Average	Top	Heifers	Price Range	Average	Top
1000+	210.00-260.00	251.27	260.00	900+	207.00-237.25	224.83	237.25
900-999	242.00-259.00	250.38	264.75	800-899	222.50-228.00	224.85	228.00
800-899	242.00-268.00	254.67	277.00	700-799	196.00-237.00	215.77	241.00
700-799	273.00-295.00	285.91	295.00	600-699	172.50-237.00	222.28	237.00
600-699	287.50-327.00	315.43	327.00	500-599	266.00-301.00	287.60	301.00
500-599	294.00-342.00	320.32	342.00	400-499	189.00-273.00	247.18	281.00
400-499	297.50-366.00	336.86	366.00				

Stocker sale at Temiskaming Livestock Exchange: April 10, 2023: 110 Stockers

Steers	Price Range	Average	Top	Heifers	Price Range	Average	Top
800-899	221.00-270.00	263.88	270.00	600-699	197.50-240.00	219.23	261.00
700-799	221.00-250.00	238.86	250.00	500-599	222.50-256.00	231.32	268.00
600-699	226.00-305.00	255.91	305.00	400-499	202.50-235.00	223.93	235.00
500-599	325.00-305.00	271.83	310.00				
400-499	160.00-309.00	242.10	309.00				

Stocker sale at Community Livestock Exchange: April 11, 2023: 202 Stockers

Steers	Price Range	Average	Top	Heifers	Price Range	Average	Top
900-999	177.00-225.99	206.80	225.99	800-899	169.99-229.99	211.60	229.99
700-799	172.99-256.99	231.70	256.99	700-799	169.99-243.99	212.50	243.99
600-699	217.49-289.99	251.20	289.99	600-699	169.99-247.99	217.39	247.99
500-599	187.50-342.49	285.89	342.49	500-599	180.00-292.49	240.39	292.49
400-499	180.00-327.49	293.00	327.49	400-499	177.49-289.99	241.29	289.99



Stocker sale at Keady Livestock Market: April 11, 2023: 603 Stockers

Steers	Price Range	Average	Top	Heifers	Price Range	Average	Top
1000+	248.50-253.00	251.35	253.00	900+	207.50-215.00	210.00	215.00
900-999	251.00-262.00	256.06	262.00	800-899	210.00-245.00	235.56	245.00
800-899	263.00-278.00	271.76	278.00	700-799	225.00-265.00	252.50	265.00
700-799	267.50-309.00	294.85	335.00	600-699	240.00-292.00	270.04	292.00
600-699	310.00-337.00	325.73	337.00	500-599	245.00-295.00	272.33	295.00
500-599	320.00-350.00	346.54	370.00	400-499	260.00-600.00	286.30	302.50
400-499	305.00-390.00	274.81	390.00	300-399	265.00-350.00	294.29	350.00
399-	325.00-395.00	377.50	395.00				

Stocker sale at Renfrew Pontiac Livestock: April 11, 2023: 108 Stockers

Steers	Price Range	Average	Top	Heifers	Price Range	Average	Top
800-899	175.00-258.99	240.39	258.99	700-799	202.49-227.49	218.19	227.49
700-799	231.00-250.00	243.50	250.00	600-699	235.00-254.99	247.00	254.99
600-699	229.99-270.00	238.09	270.00	500-599	229.99-277.49	253.29	277.49
500-599	212.50-300.00	262.50	300.00	400-499	260.00-262.50	262.09	262.50
400-499	245.00-314.99	276.29	314.99				

Stocker sale at Ontario Livestock Exchange: April 12, 2023: 385 Stockers

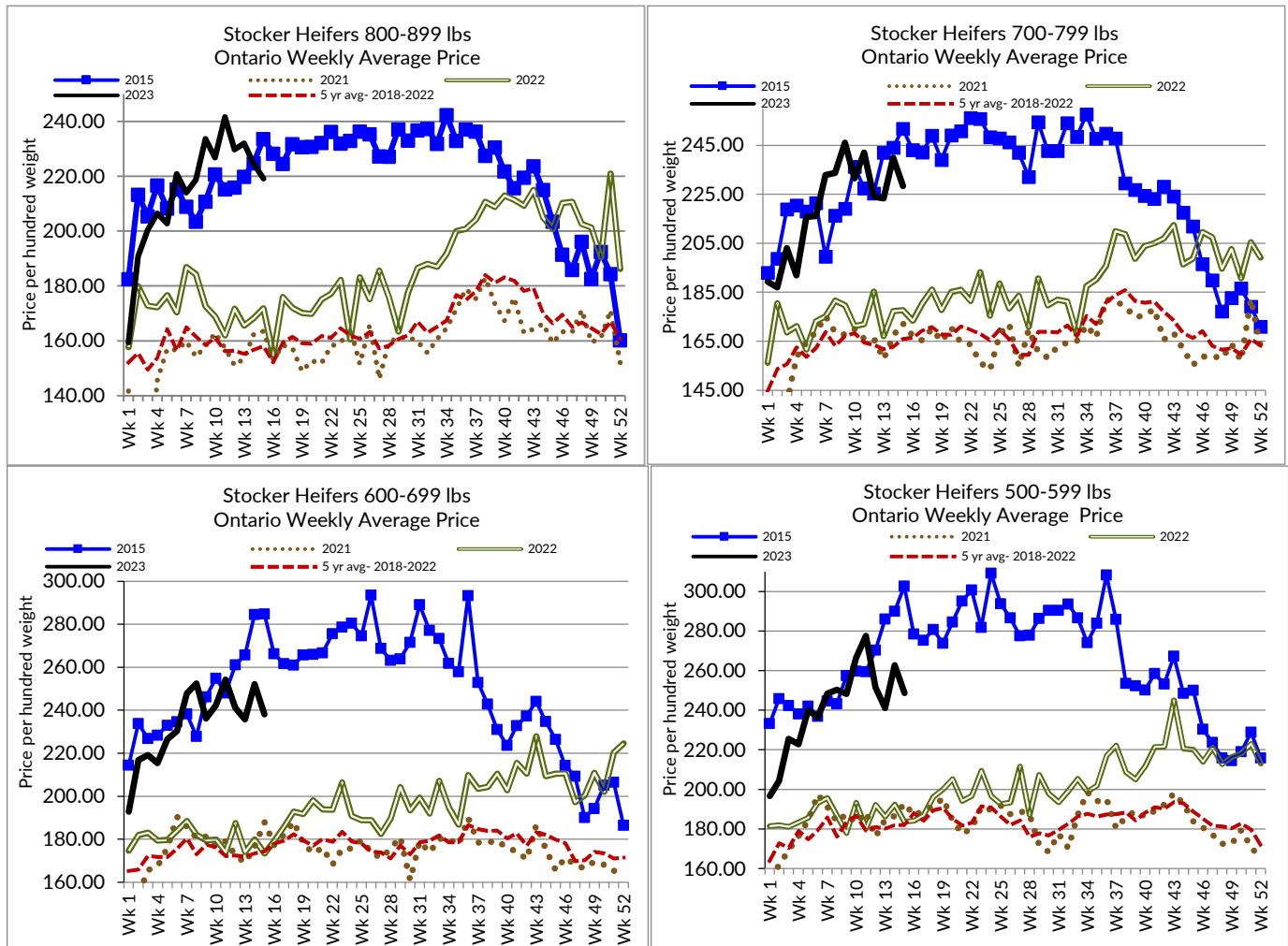
Steers	Price Range	Average	Top	Heifers	Price Range	Average	Top
1000+	238.00-263.00	253.33	263.00	900+	N/T		
900-999	255.00-276.00	268.54	276.00				
800-899	276.00-284.50	282.49	284.50				
700-799	2470.50-267.00	257.25	267.00				
600-699	292.00-292.50	292.19	292.50				

Stocker sale at Ontario Livestock Exchange: **April 13, 2023: 347 Stockers**

Steers	Price Range	Average	Top	Heifers	Price Range	Average	Top
1000+	180.00-225.00	202.14	230.00	900+	175.00-190.00	182.35	190.00
900-999	180.00-225.00	211.39	225.00	800-899	167.50-180.00	174.06	207.50
800-899	170.00-210.00	193.18	235.00	700-799	160.00-190.00	176.25	215.00
700-799	185.00-260.00	229.40	277.50	600-699	185.00-262.50	229.86	262.50
600-699	205.00-275.00	251.45	280.00	500-599	195.00-275.00	234.25	275.00
500-599	180.00-285.00	242.50	360.00	400-499	130.00-260.00	213.10	260.00
400-499	225.00-285.00	257.22	285.00	300-399	200.00-240.00	222.50	240.00

Stocker sale at Ontario Stockyards Inc: **April 13, 2023: 646 Stockers**

Steers	Price Range	Average	Top	Heifers	Price Range	Average	Top
1000+	178.00-230.00	203.22	230.00	900+	112.50-215.00	173.30	215.00
900-999	185.00-245.00	226.68	245.00	800-899	205.00-242.00	228.20	242.00
800-899	222.00-270.00	248.47	270.00	700-799	222.00-257.50	242.30	257.50
700-799	212.50-278.00	241.46	282.50	600-699	192.00-251.00	221.25	275.00
600-699	220.00-322.00	268.26	322.00	500-599	200.00-250.00	226.29	293.00
500-599	245.00-346.00	294.68	353.00	400-499	222.50-272.50	249.30	272.50
400-499	225.00-350.00	317.12	350.00	300-399	195.00-242.50	222.25	245.00
399-	170.00-330.00	265.83	342.00				



WEEKLY LIVE CATTLE EXPORTS-ONTARIO

	Week ending Mar 25, 2023	Week ending Mar 18, 2023	Year to Date
Total live slaughter cattle exported through Ontario ports to the U.S.	3,172	3,577	34,135
Steers & Heifers & Cows	3,094	3,508	33,049
Bulls	78	69	1,086

CANADIAN- FEDERALLY INSPECTED PROCESSING-Canfax/CBGA 2023 (Good Friday Included)

	Week Ending April 8, 2023	# of hd change from week ago	YTD	% Change (Week Ago)	% Change (Year Ago)
Grand Total	50,175	-11,950	866,909	-1%	-1%
Western Processing	40,372	-9,114	689,922	-2%	+0%
Eastern Processing	9,803	-2,836	176,987	+2%	-6%

ONTARIO- FEDERALLY INSPECTED PROCESSING-Canfax/CBGA 2023 (Good Friday Included)

	Week Ending April 8, 2023	# of hd change from week ago	YTD	% Change (Week Ago)	% Change (Year Ago)
Grand Total	8,562	-2,256	154,751	-21%	-10.3%

AVERAGE CARCASS WEIGHTS – CANADA-Canfax/CBGA

	Steers	Heifers
Apr 8, 2023	912	845
Apr 1, 2023	912	848
Apr 9, 2022	956	858

AVERAGE CARCASS WEIGHTS – ONTARIO-Canfax/CBGA

	Steers	Heifers
Apr 8, 2023	972	841
Apr 1, 2023	956	864
Apr 9, 2022	972	863

USDA ESTIMATED CATTLE PROCESSING VOLUME

	Week Ending April 15, 2023	Previous Week	Year Ago
Grand Total	613,000	603,000	638,000

QUEBEC ELECTRONIC AUCTION MARKET (F.O.B. THE FEEDLOT)

	Price	Change from Last Week
For the week ending Apr 13, 2023	365.00	+0.37

ALBERTA DIRECT TRADE

Alberta's direct trade: for the week ending Apr 13, 2023

Steers	Live FOB	N/T	Rail - FOB	367.00-373.50
Heifers	Live FOB	N/T	Rail - FOB	367.00-373.50

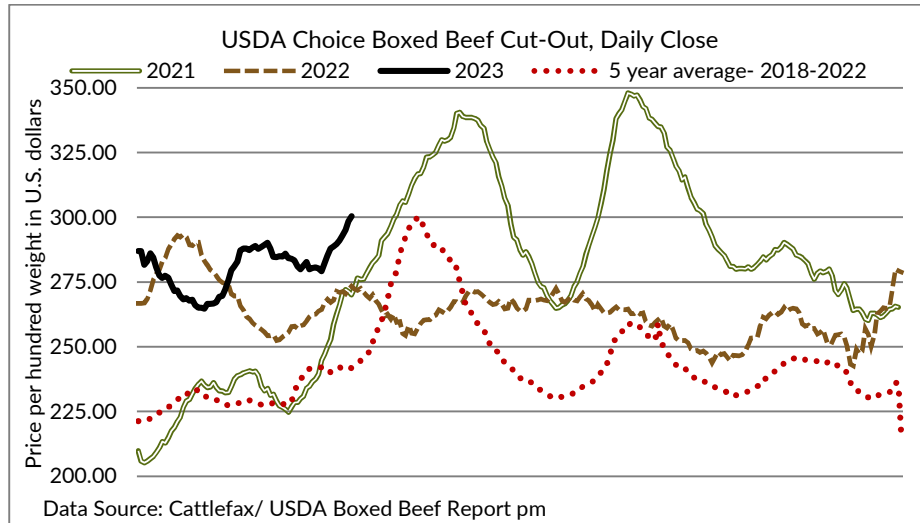
U.S. TRADE (U.S. funds)

The U.S. cash cattle trade: for the week ending Apr 13, 2023

Choice and Select Steers and Heifers:	Live	170.00-186.00
	Rail	280.00-293.00

U.S. BOXED BEEF CUT-OUT VALUES (U.S. funds)

	Choice 600-900	Select 600-900
Current Five Day Average	295.58	280.28



BEEF EXPORTS – CANADA (AAFC)

	United States Jan 1- Feb 28/2023	Change from last year YTD	Mexico Jan 1- Feb 28/2023	Change from last year YTD
Total	60,265 tonnes	+10% or +5,519 tonnes	6,282 tonnes	+41% or +1,828 tonnes
	Japan Jan 1- Feb 28/2023	Change from last year YTD	South Korea Jan 1- Feb 28/2023	Change from last year YTD
Total	9,201 tonnes	+27% or +1,955 tonnes	3,040 tonnes	+82% or +1,369 tonnes

LIVE CATTLE – CANADA (AAFC)

IMPORTS		Import % change from 2022 YTD	EXPORTS	Export % change from 2022 YTD
Jan 1- Feb 28/2023			Jan 1- Mar 25/2023	
Pure bred	740	-31%	Slaughter steers & heifers & cows	118,767 -8%
Non-pure bred	53,051	+56%	Feeder cattle & calves	28,263 -62%
			Bulls	5,969 -7%

BEEF PRODUCTION – CANADA (AAFC)

	Jan 1 – Apr 1, 2023	Last Year Same Time	% Change
Fed	274,835 tonnes	283,496 tonnes	-3%
Non-fed	48,044 tonnes	42,893 tonnes	+12%

BEEF IMPORTS – CANADA (AAFC)

	Jan 1 – Apr 1, 2023	Last Year Same Time	% Change
United States	20,969 tonnes	24,404 tonnes	-14%
Non-CUSMA	9,391 tonnes	9,199 tonnes	+2%
EU-27 (beef/veal total)	1,797 tonnes	4,211 tonnes	-57%
Total	35,312 tonnes	40,842 tonnes	-14%

CHICAGO MERCANTILE EXCHANGE

Closing quotes on futures **today** were as follows:

Live Cattle			Feeder Cattle			Corn		
Apr	174.75	-0.75	Apr	203.40	+0.72	May	6.662	+14.0
Jun	163.72	-0.77	May	207.90	+0.10	Jul	6.356	+10.2
Aug	162.70	-0.55	Aug	223.95	-1.02	Sep	5.676	+6.6
Oct	166.60	-0.37	Sep	227.60	-1.12	Dec	5.600	+6.2
Dec	171.27	-0.27	Oct	229.95	-1.10	Mar	5.682	+6.2
Feb	174.82	-0.17	Nov	231.42	-0.82	May	5.734	+6.0
Soybeans			Soft Red Winter Wheat			Canadian \$		
May	15.004	-0.4	May	6.824	+15.4	Spot	74.84	-0.13
Jul	14.672	-6.0	Jul	6.924	+16.4	Jun	74.93	-0.14
Aug	14.154	-8.2	Sep	7.020	+15.6	Sep	75.04	-0.13
Sep	13.344	-10.0	Dec	7.176	+15.0	Dec	75.12	-0.12
Nov	13.014	-11.0	Mar	7.274	+14.6	Mar	75.18	-0.11
Jan	13.076	-11.0	May	7.294	+13.2	Jun	75.18	-0.10

Beef Farmers of Ontario | Phone: 519.824.0334 | Fax: 519.824.9101 | Email: markets@ontariobeef.com

ONTARIO STOCKER & FEEDER TRADE SPECIAL SALES

Apr 15	11:00 am	Denfield Livestock Exchange	Vaccinated Calf & Yearling Sale
Apr 18	11:00 am	Ontario Stockyards Inc	Special Spring Stocker Sale
Apr 18		Keady Livestock Market	Herd Dispersal-54 Bred Cows & Heifers
Apr 19	11:00 am	Kawartha Lakes Community Sale Barn	Special Stocker Sale
Apr 21	9:00 am	Keady Livestock Market	Special Spring Stocker Sale
Apr 26	12:00 pm	Aylmer Stockyards Inc	Special Stocker Sale
Apr 26	1:00 pm	Vankleek Hill Livestock Exchange	Special Stocker Sale
Apr 26	7:00 pm	Cargill Auction Market	Special Spring Stocker Sale
Apr 28	9:00 am	Keady Livestock Market	Northern Select Stocker Sale
Apr 29	8:00 am	Rainy River Cattlemen's Sale-Stratton	Special Spring Stocker Sale (cows/bulls also)
Apr 29	11:00 am	Denfield Livestock Exchange	Vaccinated Calf & Yearling Sale
May 3	11:00 am	Kawartha Lakes Community Sale Barn	Peterborough/Victoria County Special Stocker Sale
May 4	10:00 am	Warton-Grey Bruce Livestock Co-op	Special Spring Stocker Sale
May 5	11:00 am	Community Livestock Exchange	Quinte Cattlemen's Special Stocker Sale
May 6	10:00 am	Thessalon-Algoma Livestock Co-op	Special Spring Stocker Sale

Comments for the week ending April 13, 2023

Larger receipts of 517 fed steers and heifers sold through auction markets this week up 209 head from the previous week and 88 more than the same time last year. Fed steers ranged from \$207.84-\$226.85 averaging \$219.25 up \$6.74 from last week and \$48.59 stronger than year ago prices. Fed heifers sold from \$200.24-\$222.29 averaging \$214.05 cwt up \$2.87 from the previous week and \$44.58 stronger than this time last year. Auction markets reported trade as active with prices anywhere from fully steady to \$3.00-\$7.00 cwt higher.

The Ontario railgrade market was been fairly quiet this week with limited trade reported. The few deals reported this week by producers were noted at \$365.00 dressed for steers and \$364.00 cwt for heifers up \$5.00 from the previous week on average, with delivery mainly the week of April 24th. By mid-week sellers were resisting the bids and holding out for higher prices as the U.S. and Alberta markets soared. U.S. demand continues in Ontario with cattle selling south of the border at a slight premium to local deals.

1,994 fed/cull cows sold through auction markets this week up 112 head from the previous week and 159 more than the same time last year. Cows ranged from \$97.43-\$134.97 averaging \$112.91 up \$2.95 cwt from the previous week and \$18.01 stronger than this time last year. Auction markets reported a good demand with active trading and prices steady to stronger. 391 beef cows were sold this week up 51 head from the week before, averaging \$119.31 cwt up \$1.49 from last week's weighted average beef cow price.

Live cattle exports to the U.S. from Ontario for processing is up from last year. Results from Stats Canada/Canfax show that as of February 28, 2023 there has been 16,603 head exported. Fed steer exports as of February 28, 2023 total 3,308 head, up 750% over the same time in 2022, fed heifer exports are at 4,510 head up 56% from the same time last year and cow exports total 8,348 head up 5% over February 28, 2022.

Much lighter receipts of stocker and feeder cattle sold through auction markets this week at 3,154 head, down 1,020 from the previous week and 1,209 below year ago levels. Auction markets reported trade as active with prices steady to fully steady with quality considered, with one market noting an increase of \$3.00-\$5.00 cwt. By week's end, good calves were steady to stronger while plain and non-vaccinated calves sold easier. Actual average prices this week saw steers from 400-500 lb up \$35.78 from the previous week on average, 500-600 lb down \$2.27, 600-700 lb down \$2.84, 700-800 lb down \$15.42, 800-900 lb were up \$3.32, 900-1000 lb up \$7.79 and steers 1000 lb plus averaged \$11.80 cwt higher than last week's weighted average prices. Heifers from 400-500 lb were down \$10.42 from the previous week on average, 500-600 lb down \$14.10, 600-700 lb down \$14.02, 700-800 lb down \$11.59, 800-900 lb down \$5.52 and heifers 900 lb and over averaged \$6.96 easier than last week on average.

The Quebec electronic market this week was reported at \$365.00 cwt dressed on a picked-up basis, up \$0.37 cwt from last week on average.

Alberta direct trade was light this week with Canfax reporting sales from \$370.00-\$375.00 cwt delivered on a dressed basis, up \$7.00-\$10.00 cwt from the previous week. Canfax notes that cattle purchased this week are scheduled for delivery the last two weeks in April.

The U.S. cash cattle trade the week ending April 7th was sharply higher with the majority of trade taking place on Wednesday and Thursday. Business in the south ranged from \$168.00-\$172.00 live, mainly \$170.00 up \$3.00-\$4.00 cwt from the previous week's southern deals. In the north dressed trade ranged anywhere from \$274.00-\$284.00, mainly from \$275.00-\$280.00 with some live trade reported from \$172.00-\$177.00, mostly \$175.00 up \$5.00 from last week's northern sales. Overall, prices for the week reported by the USDA Mandatory Price report saw live steers averaged \$173.10 up \$4.36 cwt with heifers at \$173.57 up \$4.51. On the rail steers averaged \$278.65 up \$8.29 while heifers averaged \$277.44 up \$6.38.

This week the U.S. cash cattle trade exploded sharply higher again this week on Wednesday and Thursday with light to moderate trade reported. Business in the south ranged from \$170.00-\$180.00 live, mainly \$175.00-\$177.00 up \$5.00-\$7.00 cwt over the previous week. In the north dressed trade ranged from \$280.00-\$293.00 cwt, mainly \$290.00 up \$11.00 cwt with some live deals in the north from \$182.00-\$186.00, mostly \$183.00-\$185.00 up \$7.00-\$10.00 cwt. Today the market is quiet and it appears that business for the week is completed.