



WEEKLY MARKET INFORMATION REPORT – FOR THE WEEK ENDING THURSDAY APRIL 20, 2023

The following information is collected from various sources and disseminated by Beef Farmers of Ontario.

ONTARIO DIRECT TO PACKER RAILGRADE CATTLE TRADE

Prices are on a carcass weight basis before grade and weight discounts:

A Grade Steers	375.00
A Grade Heifers	374.00

ONTARIO LIVE CATTLE TRADE

Ontario auction sales this week saw weighted average price ranges for:

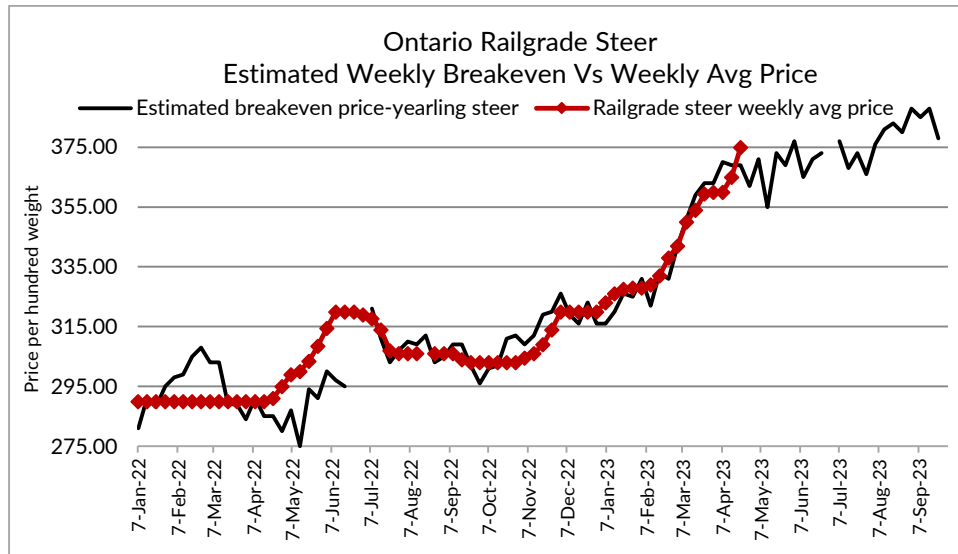
FED CATTLE	Volume	Price Range	Average	Top	Last Week Avg
Large Frame Steers +1250	126	211.47-228.82	222.63	234.00	219.42
Medium Frame Steers +1250	84	202.85-226.83	218.49	242.00	216.86
Large & Medium Frame Steers +1250	210	207.66-229.94	221.76	242.00	219.25
Large Frame Heifers +1000	162	211.38-222.69	216.14	238.00	217.32
Medium Frame Heifers +1000	164	207.22-225.98	217.80	233.00	210.72
Large & Medium Frame Heifers +1000	326	209.42-224.86	217.00	238.00	214.05
Fed steers, Dairy & Dairy Cross +1250	76	172.43-191.37	183.54	216.75	182.78
Fed heifers, Dairy & Dairy Cross +1000	113	136.50-172.27	153.81	213.00	156.91
Cows - All Weights	2,193	96.51-136.22	114.47	187.12	112.91
Bulls - All Weights	132	135.62-166.20	153.20	190.00	151.17

STOCKERS - Large and Medium Frame

STEERS	Volume	Price Range	Average	Top	Last Week Avg
1000+	788	234.72-256.60	246.83	265.00	247.66
900-999	637	243.88-268.82	256.29	282.50	254.03
800-899	510	233.71-271.81	258.01	305.00	257.91
700-799	841	238.48-300.56	278.11	337.00	255.60
600-699	914	263.90-325.22	296.07	360.00	278.21
500-599	562	241.51-347.12	294.89	399.75	288.66
400-499	260	225.50-325.95	284.46	410.00	319.39
-399	83	195.61-354.25	285.21	690.00	254.53

STOCKERS - Large and Medium Frame

HEIFERS	Volume	Price Range	Average	Top	Last Week Avg
+900	404	209.57-231.77	222.34	265.00	201.48
800-899	356	201.10-239.81	224.99	281.00	219.06
700-799	591	215.14-265.63	245.10	297.50	228.36
600-699	653	208.74-285.23	254.04	315.00	238.07
500-599	634	212.70-281.22	252.41	331.00	248.67
400-499	308	195.11-275.96	239.34	333.00	246.44
300-399	69	193.87-260.10	224.86	290.00	230.13
-299	19	182.63-264.21	212.21	550.00	228.44



The information provided on this report is based on weighted averages for actual data collected. Input costs are a guideline only and will vary from producer to producer. BFO does not take any responsibility and accepts no legal liability arising from or connected to damages or losses experienced by producers when using this information. This is to be used at your own risk.

At Kawartha Lakes Community Sale Barn: April 15, 2023-166 cows, 16 bulls, 37 veal, 58 fed cattle

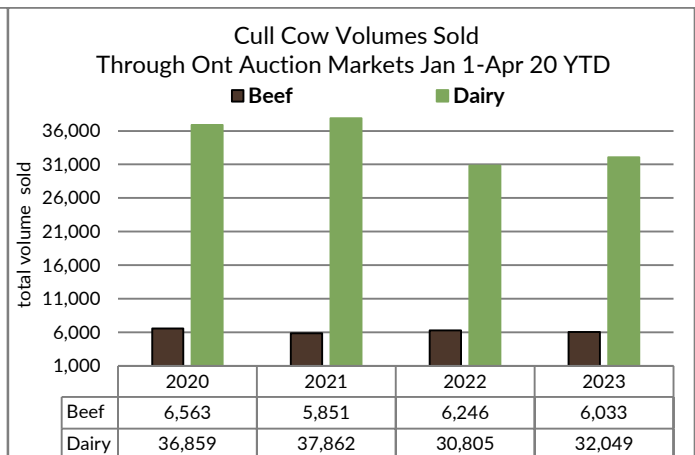
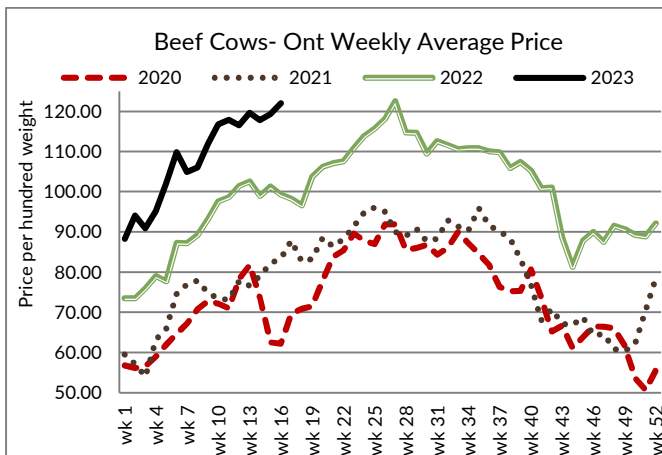
	Price Range	Avg.	Top
Fed Heifers, Lg & Med Frame 1000 lb +	203.00-218.00	208.95	218.00
Cows	98.00-140.00	113.00	150.00
Bulls over 1600 lbs	143.00-166.00	153.06	166.00
Veal Calves 600 lbs+	165.00-191.00	173.72	191.00
Veal Calves 125 lbs -	175.00-650.00	363.63	650.00

At Denfield Livestock Exchange Inc.: April 18, 2023: 257 Fed Cattle, 42 Veal, 80 Cows, 3 Bulls, 4 stockers

	Price Range	Average	Top
Large & Medium Frame Fed Steers +1250 lbs	213.50-233.25	225.75	242.00
Large & Medium Frame Fed Heifers +1000 lbs	220.00-231.50	224.97	238.00
Cows	109.00-141.00	124.78	153.00
Veal calves 600 lbs +	169.00-195.00	182.93	254.00

At Aylmer Stockyards Inc.: April 12, 2023 - 38 veal, 185 Cows, 48 fed cattle, 3 bulls, 33 stockers

	Price Range	Average	Top
Fed Heifers, dairy & dairy cross 1000+ lbs	132.00-173.99	152.20	173.99
Cows	80.00-164.99	120.59	173.99
Veal 600+ lbs	167.99-227.49	190.19	227.49



ONTARIO STOCKER & FEEDER TRADE

Stocker sale at Brussels Livestock: **April 14, 2023- 1,445 Stockers**

Steers	Price Range	Average	Top	Heifers	Price Range	Average	Top
1000+	226.00-250.00	239.56	259.00	900+	213.50-236.25	226.00	250.75
900-999	238.00-263.50	250.93	273.00	800-899	210.00-246.75	228.73	254.50
800-899	250.00-279.00	265.75	281.00	700-799	213.00-253.00	236.93	267.00
700-799	230.00-279.25	256.22	287.00	600-699	205.00-282.50	250.15	282.50
600-699	241.00-293.00	264.68	335.00	500-599	220.00-281.00	262.40	297.50
500-599	270.00-340.00	311.37	346.00	400-499	190.00-294.00	266.06	294.00
400-499	265.00-337.00	307.38	370.00				

Stocker sale at Kawartha Lakes Community Sale Barn: **April 15, 2023- 81 Stockers**

Steers	Price Range	Average	Top	Heifers	Price Range	Average	Top
600-699	207.50-220.00	214.77	220.00	500-599	197.50-235.00	213.20	235.00
500-599	220.00-252.50	237.90	252.50	400-499	190.00-235.00	224.18	238.00

Stocker sale at Temiskaming Livestock Exchange: **April 17, 2023: 130 Stockers**

Steers	Price Range	Average	Top	Heifers	Price Range	Average	Top
700-799	155.00-241.00	220.13	241.00	600-699	187.00-243.00	232.21	243.00
600-699	172.50-230.00	191.50	255.00	500-599	170.00-220.00	189.42	251.00
500-599	197.50-279.00	233.55	299.00	400-499	160.00-272.00	202.17	272.00
400-499	155.00-232.50	211.07	232.50				

Stocker sale at Community Livestock Exchange: **April 18, 2023: 145 Stockers**

Steers	Price Range	Average	Top	Heifers	Price Range	Average	Top
600-699	164.99-289.99	218.29	289.99	600-699	125.00-247.00	212.80	247.00
500-599	200.00-322.99	260.40	322.99	500-599	152.49-279.99	225.40	279.99
400-499	225.00-317.49	288.70	317.49	400-499	169.99-250.00	208.80	250.00
399-	217.49-354.99	314.10	354.99				

Stocker sale at Keady Livestock Market: **April 18, 2023: 774 Stockers**

Steers	Price Range	Average	Top	Heifers	Price Range	Average	Top
900-999	230.00-259.00	243.93	259.00	900+	202.00-223.00	209.56	223.00
800-899	220.00-255.00	241.63	269.00	800-899	165.00-228.00	206.08	233.00
700-799	222.50-326.00	285.27	337.00	700-799	205.00-297.50	260.17	297.50
600-699	341.00-360.00	349.22	360.00	600-699	257.50-305.00	282.96	305.00
500-599	305.00-372.50	343.35	372.50	500-599	238.00-292.00	269.53	292.00
400-499	255.00-297.50	282.62	345.00	400-499	220.00-265.00	247.83	282.50
399-				300-399	255.00-275.00	259.00	275.00

Stocker sale at Renfrew Pontiac Livestock: **April 18, 2023: 612 Stockers**

Steers	Price Range	Average	Top	Heifers	Price Range	Average	Top
1000+	247.99-252.00	249.00	252.00	800-899	142.49-232.50	217.30	232.50
900-999	247.99-266.50	262.99	266.50	700-799	150.00-254.99	230.90	254.99
800-899	169.99-275.00	254.00	275.00	600-699	155.00-293.00	249.50	293.00
700-799	185.00-299.00	285.00	299.00	500-599	175.00-297.99	272.29	297.99
600-699	180.00-335.00	277.49	335.00	400-499	225.00-300.00	261.90	300.00
500-599	214.99-360.00	291.10	360.00	300-399	270.00-285.00	275.99	285.00
400-499	225.00-360.00	322.19	360.00				
399-	235.00-345.00	287.69	345.00				

Stocker sale at Ontario Livestock Exchange: **April 19, 2023: 905 Stockers**

Steers	Price Range	Average	Top	Heifers	Price Range	Average	Top
1000+	240.00-261.50	252.75	261.50	900+	221.50-233.50	231.36	233.50
900-999	253.50-278.00	261.97	278.00				
800-899	261.00-277.00	268.67	277.00				

Stocker sale at Ontario Livestock Exchange: April 20, 2023: 401 Stockers

Steers	Price Range	Average	Top	Heifers	Price Range	Average	Top
1000+	125.00-235.00	195.50	235.00	900+	185.00-215.00	206.46	222.50
900-999	205.00-245.00	225.77	245.00	800-899	180.00-225.00	204.71	225.00
800-899	200.00-241.00	218.45	245.00	700-799	187.50-227.50	209.79	227.50
700-799	185.00-250.00	223.04	250.00	600-699	145.00-255.00	209.91	295.00
600-699	210.00-300.00	258.94	300.00	500-599	200.00-270.00	225.50	270.00
500-599	215.00-360.00	284.75	360.00	400-499	175.00-270.00	227.83	270.00
400-499	180.00-310.00	251.67	355.00	300-399	240.00-265.00	252.50	265.00
399-	220.00-320.00	292.86	320.00				

Stocker sale at Ontario Stockyards Inc: April 20, 2023: 813 Stockers

Steers	Price Range	Average	Top	Heifers	Price Range	Average	Top
1000+	187.00-232.00	196.64	232.00	900+	113.00-189.00	149.82	189.00
900-999	56.00-232.00	183.64	232.00	800-899	195.00-227.50	216.43	227.50
800-899	210.00-257.50	238.00	265.00	700-799	195.00-259.00	228.83	259.00
700-799	245.00-287.50	265.74	287.50	600-699	200.00-284.00	245.33	289.00
600-699	245.00-314.00	280.56	320.00	500-599	200.00-259.00	233.95	259.00
500-599	235.00-330.00	285.65	380.00	400-499	165.00-235.00	198.64	255.00
400-499	250.00-330.00	297.17	355.00	300-399	140.00-247.50	184.83	290.00
399-	165.00-300.00	233.24	320.00				

ONTARIO STOCKER & FEEDER TRADE SPECIAL SPRING SALE

Stocker sale at Denfield Livestock Exchange: April 15, 2023: 509 Stockers

Steers	Price Range	Average	Top	Heifers	Price Range	Average	Top
900-999	266.50-270.00	268.25	270.00	900+	262.00-265.00	263.56	265.00
800-899	263.00-281.00	273.09	281.00	800-899	242.00-261.50	254.45	281.00
700-799	257.50-290.00	280.05	290.00	700-799	258.00-275.00	265.55	275.00
600-699	280.00-306.50	289.87	306.50	600-699	265.00-286.00	280.00	286.00
500-599	285.00-301.00	297.74	301.00	500-599	240.00-265.00	256.32	265.00
400-499	245.00-285.00	265.00	292.50				

Stocker sale at Ontario Stockyards Inc: April 18, 2023: 1,187 Stockers

Steers	Price Range	Average	Top	Heifers	Price Range	Average	Top
900-999	262.00-282.50	274.38	282.50	900+	199.50-248.00	230.68	248.00
800-899	265.00-286.00	278.19	305.00	800-899	241.50-254.00	248.32	254.00
700-799	287.00-329.00	308.45	329.00	700-799	237.50-275.00	247.46	285.00
600-699	300.00-344.75	323.79	355.00	600-699	225.00-302.00	274.03	315.00
500-599	230.00-370.00	308.38	395.00	500-599	242.50-300.00	272.53	320.00
400-499	235.00-345.00	286.62	410.00	400-499	245.00-330.00	297.17	330.00
399-	200.00-330.00	286.67	330.00				

Special Spring Stocker sale- Cattle traded on a sharply stronger market.

Stocker sale at Kawartha Lakes Community Sale Barn: April 19, 2023: 507 Stockers

Steers	Price Range	Average	Top	Heifers	Price Range	Average	Top
1000+	145.00-197.50	158.59	197.50	800-899	199.00-234.00	218.36	234.00
900-999	215.00-223.00	219.27	223.00	700-799	192.50-264.00	236.83	264.00
800-899	217.00-263.00	232.71	263.00	600-699	216.00-287.50	233.62	287.50
700-799	212.00-298.00	261.85	298.00	500-599	230.00-331.00	266.56	331.00
600-699	225.00-341.50	282.62	341.50	400-499	217.50-305.00	259.82	333.00
500-599	255.00-299.75	300.11	399.75	300-399	180.00-280.00	229.81	280.00
400-499	210.00-377.50	312.22	377.50				
399-	190.00-415.00	300.91	415.00				

Stockers sold actively on a strong market.

ONTARIO BRED COW SALES

Keady Livestock Market: **April 18, 2023- 44 Bred cows (prices are per head & per pair)**

	Exotic and Exotic X	British and British X
Good quality bred cows	\$1950-\$3250	N/T

WEEKLY LIVE CATTLE EXPORTS-ONTARIO

	Week ending Apr 1, 2023	Week ending Mar 25, 2023	Year to Date
Total live slaughter cattle exported through Ontario ports to the U.S.	3,094	3,172	37,229
Steers & Heifers & Cows	3,011	3,094	36,060
Bulls	83	78	1,169

CANADIAN- FEDERALLY INSPECTED PROCESSING-Canfax/CBGA 2023

	Week Ending April 15, 2023	# of hd change from week ago	YTD	% Change (Week Ago)	% Change (Year Ago)
Grand Total	58,409	+8,234	925,318	+16%	-2%
Western Processing	47,015	+6,643	736,937	+16%	-0%
Eastern Processing	11,394	+1,591	188,381	+16%	-7%

ONTARIO- FEDERALLY INSPECTED PROCESSING-Canfax/CBGA 2023

	Week Ending April 15, 2023	# of hd change from week ago	YTD	% Change (Week Ago)	% Change (Year Ago)
Grand Total	9,972	+1,410	164,723	+15.3%	-9.8%

AVERAGE CARCASS WEIGHTS – CANADA-Canfax/CBGA

	Steers	Heifers
Apr 15, 2023	907	845
Apr 8, 2023	912	845
Apr 16, 2022	922	851

AVERAGE CARCASS WEIGHTS – ONTARIO-Canfax/CBGA

	Steers	Heifers
Apr 15, 2023	970	861
Apr 8, 2023	972	841
Apr 16, 2022	955	866

USDA ESTIMATED CATTLE PROCESSING VOLUME

	Week Ending April 22, 2023	Previous Week	Year Ago
Grand Total	622,000	613,000	664,000

QUEBEC ELECTRONIC AUCTION MARKET (F.O.B. THE FEEDLOT)

	Price	Change from Last Week
For the week ending Apr 20, 2023	370.25-372.25	+6.56

ALBERTA DIRECT TRADE

Alberta's direct trade: for the week ending Apr 20, 2023

Steers	Live FOB	N/T	Rail - FOB	378.50
Heifers	Live FOB	222.00	Rail - FOB	378.50

U.S. TRADE (U.S. funds)

The U.S. cash cattle trade: for the week ending Apr 20, 2023

Choice and Select Steers and Heifers:	Live	172.00-185.00
	Rail	276.00-290.00

U.S. BOXED BEEF CUT-OUT VALUES (U.S. funds)

	Choice 600-900	Select 600-900
Current Five Day Average	305.71	289.00

BEEF EXPORTS – CANADA (AAFC)

	<i>United States</i>	<i>Change from last year YTD</i>	<i>Mexico</i>	<i>Change from last year YTD</i>
	<i>Jan 1- Feb 28/2023</i>		<i>Jan 1- Feb 28/2023</i>	
Total	60,265 tonnes	+10% or +5,519 tonnes	6,282 tonnes	+41% or +1,828 tonnes
	<i>Japan</i>	<i>Change from last year YTD</i>	<i>South Korea</i>	<i>Change from last year YTD</i>
	<i>Jan 1- Feb 28/2023</i>		<i>Jan 1- Feb 28/2023</i>	
Total	9,201 tonnes	+27% or +1,955 tonnes	3,040 tonnes	+82% or +1,369 tonnes

LIVE CATTLE – CANADA (AAFC)

IMPORTS		<i>Import % change from 2022 YTD</i>	EXPORTS	<i>Export % change from 2022 YTD</i>	
<i>Jan 1- Feb 28/2023</i>			<i>Jan 1- Apr 1/2023</i>		
Pure bred	740	-31%	Slaughter steers & heifers & cows	137,121	-1%
Non-pure bred	53,051	+56%	Feeder cattle & calves	31,266	-62%
			Bulls	6,673	-6%

BEEF PRODUCTION – CANADA (AAFC)

	<i>Jan 1 – Apr 8, 2023</i>	<i>Last Year Same Time</i>	<i>% Change</i>
Fed	291,963 tonnes	307,924 tonnes	-5%
Non-fed	50,513 tonnes	46,210 tonnes	+9%

BEEF IMPORTS – CANADA (AAFC)

	<i>Jan 1 – Apr 8, 2023</i>	<i>Last Year Same Time</i>	<i>% Change</i>
United States	21,805 tonnes	26,587 tonnes	-18%
Mexico	3,206 tonnes	2,857 tonnes	+12%
Non-CUSMA	9,774 tonnes	9,733 tonnes	+0%
EU-27 (beef/veal total)	1,953 tonnes	4,396 tonnes	-56%
Total	37,008 tonnes	43,934 tonnes	-14%

CHICAGO MERCANTILE EXCHANGE

Closing quotes on futures **today** were as follows:

Live Cattle			Feeder Cattle			Corn		
Apr	173.97	-0.12	Apr	203.77	+1.25	May	6.632	-0.4
Jun	164.52	+0.17	May	212.40	+0.05	Jul	6.152	-10.6
Aug	163.55	+0.12	Aug	229.87	+0.35	Sep	5.526	-9.6
Oct	167.82	+0.10	Sep	232.42	+0.40	Dec	5.480	-9.4
Dec	172.15	-0.15	Oct	234.10	+0.32	Mar	5.566	-9.4
Feb	175.55	-0.30	Nov	234.85	+0.35	May	5.622	-9.4
Soybeans			Soft Red Winter Wheat			Canadian \$		
May	14.834	-14.0	May	6.616	-6.0	Spot	73.80	-0.40
Jul	14.490	-19.4	Jul	6.730	-7.0	Jun	73.89	-0.40
Aug	13.910	-21.2	Sep	6.830	-7.4	Sep	74.02	-0.39
Sep	13.074	-18.4	Dec	6.976	-8.2	Dec	74.14	-0.37
Nov	12.852	-15.2	Mar	7.066	-9.0	Mar	74.23	-0.35
Jan	12.926	-14.6	May	7.084	-9.0	Jun	74.26	-0.34

Beef Farmers of Ontario | Phone: 519.824.0334 | Fax: 519.824.9101 | Email: markets@ontariobeef.com

ONTARIO STOCKER & FEEDER TRADE SPECIAL SALES

Apr 26	12:00 pm	Aylmer Stockyards Inc	Special Stocker Sale
Apr 26	1:00 pm	Vankleek Hill Livestock Exchange	Special Stocker Sale
Apr 26	7:00 pm	Cargill Auction Market	Special Spring Stocker Sale
Apr 27	3:00 pm	Ottawa Livestock Exchange	Herd Dispersal-12 Sim/Limo bred cows-bred Limo
Apr 28	9:00 am	Keady Livestock Market	Northern Select Stocker Sale
Apr 29	8:00 am	Rainy River Cattlemen's Sale-Stratton	Special Spring Stocker Sale (cows/bulls also)
Apr 29	11:00 am	Denfield Livestock Exchange	Vaccinated Calf & Yearling Sale
May 3	11:00 am	Kawartha Lakes Community Sale Barn	Peterborough/Victoria County Special Stocker Sale
May 4	10:00 am	Warton-Grey Bruce Livestock Co-op	Special Spring Stocker Sale
May 5	11:00 am	Community Livestock Exchange	Quinte Cattlemen's Special Stocker Sale
May 6	10:00 am	Thessalon-Algoma Livestock Co-op	Special Spring Stocker Sale

Comments for the week ending April 20, 2023

536 fed steers and heifers sold through auction markets this week up 19 head from the previous week and 80 more than this time last year. Fed steers sold from \$207.66-\$229.94 averaging \$221.76 cwt up \$2.51 from the week before and \$47.98 higher than year ago prices. Fed heifers ranged from \$209.42-\$224.86 averaging \$217.00 up \$2.95 on average from the previous week and \$46.36 stronger than last year at this time. Auction markets reported trade as active with prices \$3.00-\$4.00 cwt higher but by mid-week prices were quoted as steady and ended the week selling actively at prices \$2.00-\$3.00 cwt higher.

The Ontario railgrade market was active this week with prices increasing \$10.00 cwt with steers reported at \$375.00 dressed and heifers at \$374.00 cwt. Delivery of the cattle sold was mainly for the first two weeks in May with a couple of deals for immediate delivery. Trade to the U.S. was also reported at a slight premium to the local packers. This week's average price is up \$84.00 cwt from this time last year.

There were 2,193 fed/cull cows sold through auction markets this week up 199 head from the previous week and 314 more than the same time last year. Cows ranged from \$96.51-\$136.22 averaging \$114.47 up \$1.56 from the week before and \$21.38 above year ago prices. Auction markets reported trade as steady to higher to start. As the week progressed trade was active on good demand with prices anywhere from slightly higher to up \$5.00-\$10.00 cwt noting beef cows considerably higher while dairy breeds were steady. The market ended the week at barely steady prices. 481 beef cows were sold this week up 90 head from the week before, averaging \$122.05 cwt up \$2.74 from last week's weighted average beef cow price.

Much larger receipts of stocker and feeder cattle sold through auction markets this week as the special stocker sales start to ramp up, with 7,629 head sold up 4,475 head from the previous week and 3,447 more than the same time last year. Auction markets reported trade as active with prices fully steady to strong with quality considered. Special stocker sales noted prices strong to sharply higher. Actual average prices this week saw steers from 400-500 lb down \$34.93 from the previous week on average, 500-600 lb up \$6.23, 600-700 lb up \$17.86, 700-800 lb up \$22.51, 800-900 lb were up \$0.10, 900-1000 lb up \$2.26 while steers 1000 lb plus averaged \$0.83 cwt lower than last week's weighted average prices. Heifers from 400-500 lb were down \$7.10 from the previous week on average, 500-600 lb up \$3.74, 600-700 lb up \$15.97, 700-800 lb up \$16.74, 800-900 lb up \$5.93 and heifers 900 lb and over averaged \$20.86 stronger than last week on average.

The Quebec electronic market this week ranged from \$370.25-\$372.25 cwt dressed on a picked-up basis, up \$6.56 cwt from last week on average.

Alberta direct trade was light to moderate in volume on Wednesday notes Canfax with prices up \$5.00-\$10.00 cwt from last week from \$378.00-\$380.00 cwt delivered on a dressed basis. Thursday saw light trade develop with dressed sales at \$380.00 cwt delivered which is steady to Wednesday's increases. Canfax reports: "Cattle that traded were being scheduled for the week of April 24th and May 1st delivery. The fed market has been rather impressive rallying for 18 consecutive weeks. Over that timeframe fed prices have increased \$43.00/cwt or \$625/head. Feedlot margins are now positive, this breaks a long streak of negative margins for cattle sold on the cash market. In general sale volumes were light, but many producers sold more cattle than they planned on this week."

The U.S. cash cattle trade the week ending April 14th was sharply higher. In the south business ranged from \$170.00-\$183.00 live, mainly \$175.00 cwt up \$5.00 from the previous week's southern trade. In the north live trade ranged from \$175.00-\$186.00, most from \$183.00-\$184.00 up \$8.00-\$9.00 cwt with dressed deals from \$283.00-\$293.00 with most at \$290.00 cwt up around \$11.00. Overall average prices for the

week reported by the USDA Mandatory Price report saw live steers average \$180.84 up \$7.74 while heifers averaged \$179.20 up \$5.63. On the rail steers averaged \$289.77 up \$11.12 with heifers averaging \$189.49 up \$12.05.

This week the U.S. cash cattle trade was slow to start with just a couple of deals in Iowa reported Monday and Tuesday at \$285.00-\$288.00 dressed, easier than last week but not nearly enough to establish a market. Wednesday trade was light to moderate in the south and light in the north with southern trade at \$175.00 live, steady in Texas and \$1.00 cwt easier in Kansas. In the north trade was reported at \$288.00 dressed down \$2.00 from last week on average. Thursday light trade was steady to Wednesday's decline. Overall, business in the south this week ranged from \$173.00-\$177.00 live, mainly \$174.00-\$175.00 which is steady to \$1.00 cwt lower. In the north, live trade ranged from \$179.00-\$185.00 live, mainly \$180.00-\$183.00 and \$276.00-\$290.00 dressed, mainly \$288.00 down \$2.00 cwt. Some clean up trade could surface today but the bulk of trade is completed. The Cattle on Feed Report released this afternoon has cattle on feed numbers down 4 percent from last April with placements down 1 per cent from last year. Marketings were also 1 percent below last April.