



WEEKLY MARKET INFORMATION REPORT – FOR THE WEEK ENDING THURSDAY APRIL 27, 2023

The following information is collected from various sources and disseminated by Beef Farmers of Ontario.

ONTARIO DIRECT TO PACKER RAILGRADE CATTLE TRADE

Prices are on a carcass weight basis before grade and weight discounts:

A Grade Steers	375.00
A Grade Heifers	374.00

ONTARIO LIVE CATTLE TRADE

Ontario auction sales this week saw weighted average price ranges for:

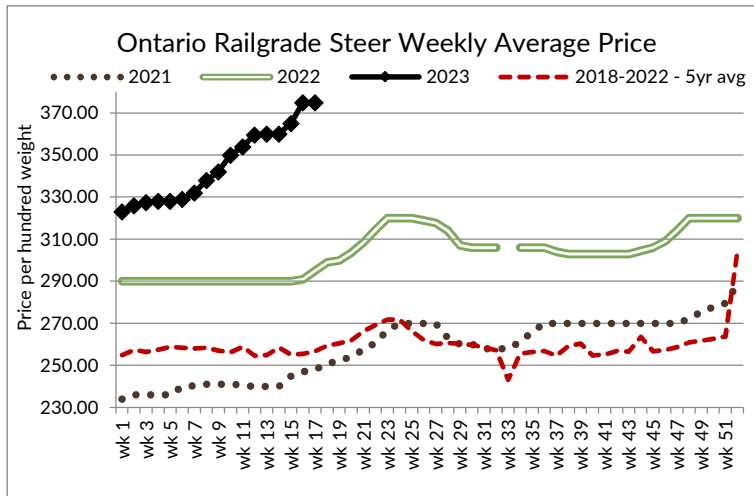
FED CATTLE	Volume	Price Range	Average	Top	Last Week Avg
Large Frame Steers +1250	92	199.11-224.73	218.04	230.00	222.63
Medium Frame Steers +1250	89	212.28-225.18	220.15	236.00	218.49
Large & Medium Frame Steers +1250	181	211.77-225.80	220.80	236.00	221.76
Large Frame Heifers +1000	119	217.02-227.42	223.25	260.00	216.14
Medium Frame Heifers +1000	184	198.81-222.30	213.75	248.00	217.80
Large & Medium Frame Heifers +1000	303	204.95-226.35	217.65	260.00	217.00
Fed steers, Dairy & Dairy Cross +1250	44	163.33-181.53	172.66	200.00	183.54
Fed heifers, Dairy & Dairy Cross +1000	110	131.32-177.63	153.13	218.50	153.81
Cows - All Weights	1,952	92.31-134.81	112.09	174.00	114.47
Bulls - All Weights	138	129.03-158.59	145.04	184.00	153.20

STOCKERS - Large and Medium Frame

STEERS	Volume	Price Range	Average	Top	Last Week Avg
1000+	650	240.44-269.00	255.31	276.50	246.83
900-999	579	243.30-273.03	260.76	282.00	256.29
800-899	762	259.80-284.98	273.69	306.00	258.01
700-799	778	264.83-310.77	290.48	346.00	278.11
600-699	650	255.70-321.80	292.59	347.00	296.07
500-599	440	237.08-330.62	293.59	372.50	294.89
400-499	150	229.15-328.50	281.99	365.00	284.46
-399	60	243.03-348.87	301.40	740.00	285.21

STOCKERS - Large and Medium Frame

HEIFERS	Volume	Price Range	Average	Top	Last Week Avg
+900	226	198.35-230.63	214.08	243.25	222.34
800-899	280	212.84-243.86	228.76	270.00	224.99
700-799	444	216.99-250.79	235.91	295.50	245.10
600-699	525	208.60-270.86	243.39	306.00	254.04
500-599	452	201.55-269.39	242.55	317.00	252.41
400-499	202	199.38-270.83	238.20	329.00	239.34
300-399	43	201.47-273.12	246.40	322.00	224.86
-299	12	218.92-248.08	233.08	340.00	212.21



At Kawartha Lakes Community Sale Barn: **April 22, 2023-158 cows, 11 bulls, 41 veal, 15 fed cattle, 50 stockers**

	Price Range	Avg	Top
Cows	100.00-143.00	113.40	148.50
Bulls over 1600 lbs	140.00-172.00	152.45	172.00
Veal Calves 600 lbs+	158.00-180.00	161.78	180.00
Veal Calves 125 lbs -	160.00-560.00	265.06	560.00

At Denfield Livestock Exchange Inc.: **April 25, 2023: 255 Fed Cattle, 28 Veal, 54 Cows, 11 Bulls, 4 stockers**

	Price Range	Avg	Top
Large & Medium Frame Fed Steers +1250 lbs	221.00-230.00	226.52	236.00
Large & Medium Frame Fed Heifers +1000 lbs	222.50-228.50	225.83	248.00
Fed Heifers, Dairy & Dairy Cross +1000 lbs	140.00-218.00	179.21	218.00
Cows	103.00-132.00	115.34	138.00
Veal calves 600 lbs +	157.00-187.00	173.11	211.00

At Aylmer Stockyards Inc.: **April 26, 2023 - 43 veal, 143 Cows, 59 fed cattle, 2 bulls**

	Price Range	Average	Top
Fed Heifers, Large & Medium Frame 1000 lb +	116.99-220.00	185.80	220.00
Fed Heifers, dairy & dairy cross 1000+ lbs	120.99-172.99	156.49	172.99
Cows	70.99-146.99	113.90	163.99
Veal 600+ lbs	137.00-237.50	173.99	237.50

ONTARIO STOCKER & FEEDER TRADE

Stocker sale at Brussels Livestock: **April 21, 2023- 1,462 Stockers**

Steers	Price Range	Average	Top	Heifers	Price Range	Average	Top
1000+	215.50-265.25	240.23	266.50	900+	201.00-237.00	215.88	243.25
900-999	222.50-266.00	251.93	268.00	800-899	210.00-241.00	225.52	247.00
800-899	235.00-286.00	265.90	287.50	700-799	200.00-239.00	222.30	270.00
700-799	243.00-299.00	272.54	299.00	600-699	195.00-260.00	236.90	291.00
600-699	265.00-342.50	305.87	342.50	500-599	188.00-262.50	232.77	302.00
500-599	255.00-345.00	306.88	345.00	400-499	237.50-303.00	266.59	309.00
400-499	210.00-296.00	245.97	330.00	300-399	215.00-290.00	240.83	290.00
399-	250.00-345.00	296.21	345.00				

Stocker sale at Community Livestock Exchange: **April 25, 2023: 176 Stockers**

Steers	Price Range	Average	Top	Heifers	Price Range	Average	Top
600-699	139.99-285.00	212.40	285.00	700-799	150.00-227.49	211.50	227.49
500-599	160.00-297.50	242.09	322.50	600-699	127.49-254.99	200.09	254.99
400-499	225.00-332.50	292.89	332.50	500-599	139.99-272.50	222.10	272.50
				400-499	135.00-270.00	213.79	270.00

Stocker sale at **Keady Livestock Market: April 25, 2023: 682 Stockers**

Steers	Price Range	Average	Top	Heifers	Price Range	Average	Top
900-999	275.50-277.00	276.22	277.00	800-899	205.00-249.00	230.74	250.00
800-899	269.00-287.50	282.28	287.50	700-799	230.00-242.50	235.07	243.00
700-799	299.00-319.00	306.65	333.00	600-699	231.00-299.00	268.10	299.00
600-699	295.00-331.00	322.11	347.00	500-599	225.00-317.00	280.81	317.00
500-599	290.00-340.00	323.56	360.00				
400-499	290.00-365.00	326.92	365.00				

Stocker sale at **Renfrew Pontiac Livestock: April 25, 2023: 186 Stockers**

Steers	Price Range	Average	Top	Heifers	Price Range	Average	Top
700-799	180.00-292.49	239.59	292.49	600-699	202.49-250.00	235.59	250.00
600-699	187.50-292.49	261.90	292.49	500-599	175.00-267.49	250.00	267.49
500-599	180.00-345.00	283.40	345.00	400-499	175.00-277.99	218.00	277.99
400-499	185.00-325.00	275.99	325.00				

Stocker sale at **Ontario Livestock Exchange: April 26, 2023: 624 Stockers**

Steers	Price Range	Average	Top	Heifers	Price Range	Average	Top
1000+	259.00-276.50	267.51	276.50	900+	215.00-243.00	240.13	243.00
900-999	255.00-281.00	269.82	281.00				
800-899	247.50-284.00	271.61	284.00				
700-799	243.00-291.00	276.63	291.00				

Stocker sale at **Ontario Livestock Exchange: April 27, 2023: 415 Stockers**

Steers	Price Range	Average	Top	Heifers	Price Range	Average	Top
900-999	130.00-227.50	170.83	227.50	900+	170.00-230.00	198.75	230.00
800-899	220.00-247.50	233.93	247.50	800-899	135.00-215.00	191.75	215.00
700-799	210.00-272.50	248.24	285.00	700-799	160.00-230.00	204.62	230.00
600-699	215.00-280.00	247.09	315.00	600-699	195.00-255.00	223.67	270.00
500-599	227.50-315.00	287.91	340.00	500-599	215.00-270.00	250.74	272.50
400-499	215.00-325.00	276.43	325.00	400-499	240.00-285.00	263.61	285.00
399-	180.00-270.00	240.00	340.00	300-399	240.00-275.00	265.00	275.00

Stocker sale at **Ontario Stockyards Inc: April 27, 2023: 929 Stockers**

Steers	Price Range	Average	Top	Heifers	Price Range	Average	Top
900-999	210.00-267.00	232.00	267.00	800-899	172.50-229.00	195.20	229.00
800-899	241.00-275.00	256.99	288.00	700-799	180.00-248.00	216.02	248.00
700-799	252.50-316.00	293.77	316.00	600-699	195.00-268.00	235.48	268.00
600-699	250.00-332.00	295.91	335.00	500-599	200.00-260.00	234.22	305.00
500-599	235.00-347.50	301.51	372.50	400-499	175.00-235.00	216.11	329.00
400-499	235.00-252.50	298.72	352.50				
399-	200.00-275.00	240.00	275.00				

ONTARIO STOCKER & FEEDER TRADE SPECIAL SPRING SALE

Stocker sale at **Keady Livestock Market: April 21, 2023: 883 Stockers**

Steers	Price Range	Average	Top	Heifers	Price Range	Average	Top
900-999	259.00-282.00	270.06	282.00	800-899	245.00-257.00	250.06	258.00
800-899	285.25-293.00	288.49	306.00	700-799	262.00-282.50	273.34	295.50
700-799	302.50-346.00	324.28	346.00	600-699	281.00-306.00	289.42	306.00
600-699	313.00-345.00	331.72	345.00	500-599	298.00-312.00	302.60	312.00
500-599	331.00-365.00	343.94	365.00				

Grass weight cattle sold \$2.00-\$5.00 cwt higher while heavier cattle sold fully steady.

Stocker sale at Maple Hill Auctions Ltd: **April 24, 2023 - 469 Stockers**

Steers	Price Range	Average	Top	Heifers	Price Range	Average	Top
1000+	264.00-265.50	264.86	265.50	800-899	247.00-250.00	247.63	250.00
900-999	256.00-269.25	265.71	269.25	700-799	240.00-248.00	244.57	248.00
800-899	274.00-291.00	281.15	291.00				
700-799	294.00-298.00	295.98	298.00				
600-699	325.00-325.00	325.00	325.00				

Stocker sale at Aylmer Stockyards Inc: **April 26, 2023: 114 Stockers**

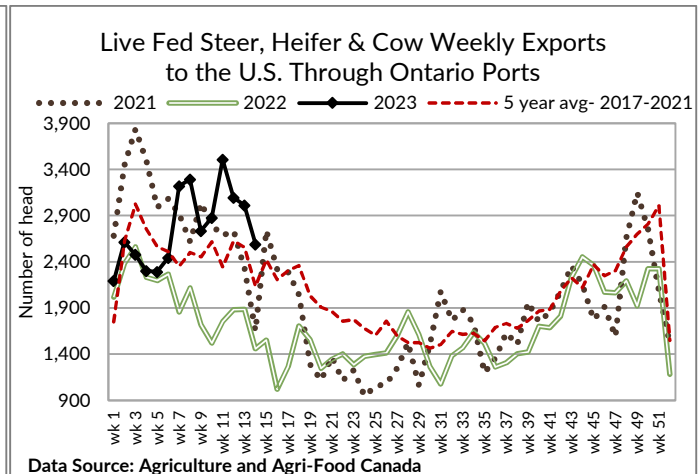
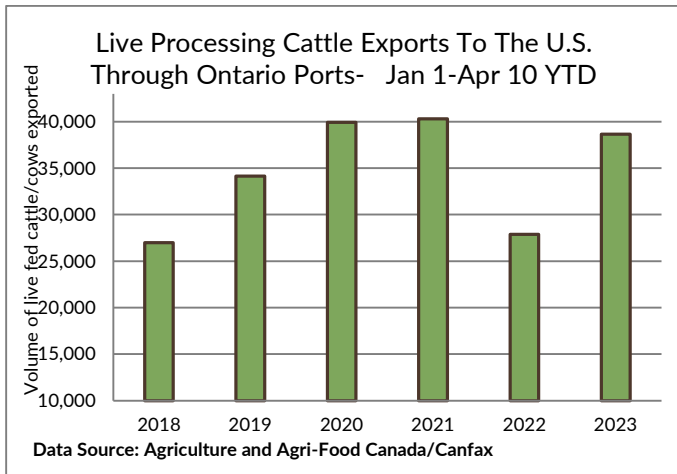
Steers	Price Range	Average	Top	Heifers	Price Range	Average	Top
1000+	Not enough sold			800-899	187.50-270.00	233.99	270.00
				700-799	207.50-272.50	249.00	272.50
				600-699	189.99-272.50	248.20	272.50
				500-599	169.99-297.50	256.59	297.50
				400-499	162.50-307.50	261.60	307.50

Stocker sale at Vankleek Hill Livestock Exchange: **April 26, 2023: 214 Stockers**

Steers	Price Range	Average	Top	Heifers	Price Range	Average	Top
800-899	210.00-262.00	225.62	262.00	700-799	202.00-240.00	214.48	240.00
700-799	165.00-267.00	220.55	267.00	600-699	200.00-260.00	225.09	260.00
600-699	220.00-327.00	258.82	327.50	500-599	207.00-255.00	221.81	255.00
500-599	207.50-320.00	260.05	320.00	400-499	220.00-280.00	247.76	280.00
400-499	180.00-325.00	247.86	325.00				

WEEKLY LIVE CATTLE EXPORTS-ONTARIO (Good Friday Included)

	Week ending Apr 8, 2023	Week ending Apr 1, 2023	Year to Date
Total live slaughter cattle exported through Ontario ports to the U.S.	2,659	3,094	39,888
Steers & Heifers & Cows	2,590	3,011	38,650
Bulls	69	83	1,238

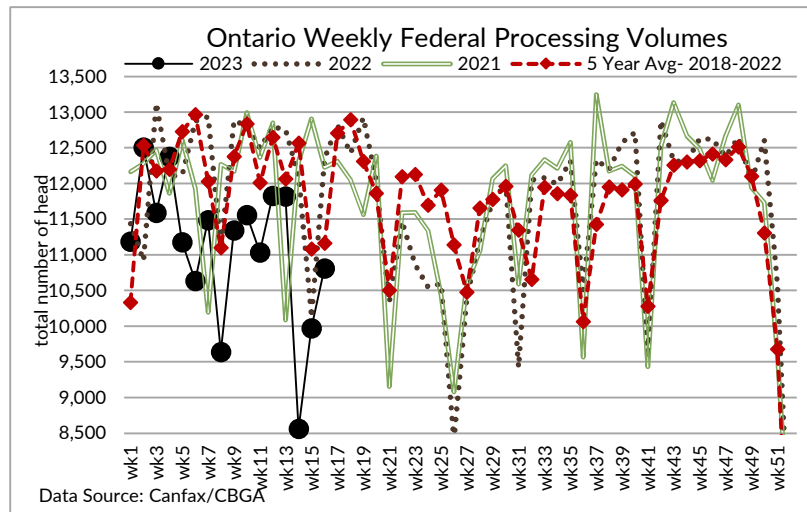


CANADIAN- FEDERALLY INSPECTED PROCESSING-Canfax/CBGA

	Week Ending April 22, 2023	# of hd change from week ago	YTD	% Change (Week Ago)	% Change (Year Ago)
Grand Total	61,109	+2,700	986,427	+5%	-2%
Western Processing	48,766	+1,751	785,703	+4%	-1%
Eastern Processing	12,343	+949	200,724	+8%	-7%

ONTARIO- FEDERALLY INSPECTED PROCESSING-Canfax/CBGA

	Week Ending April 22, 2023	# of hd change from week ago	YTD	% Change (Week Ago)	% Change (Year Ago)
Grand Total	10,812	+840	175,535	+8.4%	-10%



AVERAGE CARCASS WEIGHTS - CANADA-Canfax/CBGA

	Steers	Heifers
Apr 22, 2023	895	838
Apr 15, 2023	907	845
Apr 23, 2022	927	854

AVERAGE CARCASS WEIGHTS - ONTARIO-Canfax/CBGA

	Steers	Heifers
Apr 22, 2023	965	834
Apr 15, 2023	970	861
Apr 23, 2022	968	856

USDA ESTIMATED CATTLE PROCESSING VOLUME

	Week Ending April 29, 2023	Previous Week	Year Ago
Grand Total	620,000	622,000	647,000

QUEBEC ELECTRONIC AUCTION MARKET (F.O.B. THE FEEDLOT)

	Price	Change from Last Week
For the week ending Apr 20, 2023	371.25	-0.31

ALBERTA DIRECT TRADE

Alberta's direct trade: for the week ending Apr 27, 2023

Steers	Live FOB	N/T	Rail - FOB	377.00-380.50
Heifers	Live FOB	N/T	Rail - FOB	377.00-380.50

U.S. TRADE (U.S. funds)

The U.S. cash cattle trade: for the week ending Apr 27, 2023

Choice and Select Steers and Heifers:	Live	172.00-181.00
	Rail	275.00-287.00

U.S. BOXED BEEF CUT-OUT VALUES (U.S. funds)

	Choice 600-900	Select 600-900
Current Five Day Average	308.33	288.23

BEEF EXPORTS – CANADA (AAFC)

	<i>United States</i> <i>Jan 1- Feb 28/2023</i>	<i>Change from last year YTD</i>	<i>Mexico</i> <i>Jan 1- Feb 28/2023</i>	<i>Change from last year YTD</i>
Total	60,265 tonnes	+10% or +5,519 tonnes	6,282 tonnes	+41% or +1,828 tonnes
	<i>Japan</i> <i>Jan 1- Feb 28/2023</i>	<i>Change from last year YTD</i>	<i>South Korea</i> <i>Jan 1- Feb 28/2023</i>	<i>Change from last year YTD</i>
Total	9,201 tonnes	+27% or +1,955 tonnes	3,040 tonnes	+82% or +1,369 tonnes

LIVE CATTLE – CANADA (AAFC)

<i>IMPORTS</i>		<i>Import % change</i> <i>from 2022 YTD</i>	<i>EXPORTS</i>		<i>Export %</i> <i>change from</i> <i>2022 YTD</i>
	<i>Jan 1- Feb 28/2023</i>			<i>Jan 1- Apr 8/2023</i>	
Pure bred	740	-31%	Slaughter steers & heifers & cows	148,241	-1%
Non-pure bred	53,051	+56%	Feeder cattle & calves	33,910	-61%
			Bulls	7,273	-7%

BEEF PRODUCTION – CANADA (AAFC)

	<i>Jan 1 – Apr 15, 2023</i>	<i>Last Year Same Time</i>	<i>% Change</i>
Fed	311,742 tonnes	324,830 tonnes	-4%
Non-fed	53,447 tonnes	48,712 tonnes	+10%

BEEF IMPORTS – CANADA (AAFC)

	<i>Jan 1 – Apr 8, 2023</i>	<i>Last Year Same Time</i>	<i>% Change</i>
United States	21,805 tonnes	26,587 tonnes	-18%
Mexico	3,206 tonnes	2,857 tonnes	+12%
Non-CUSMA	9,774 tonnes	9,733 tonnes	+0%
EU-27 (beef/veal total)	1,953 tonnes	4,396 tonnes	-56%
Total	37,008 tonnes	43,934 tonnes	-14%

CHICAGO MERCANTILE EXCHANGE

Closing quotes on futures **today** were as follows:

Live Cattle			Feeder Cattle			Corn		
Apr	175.17	-0.27	May	210.97	-0.55	May	6.360	+9.0
Jun	165.47	+0.27	Aug	230.72	-0.85	Jul	5.850	+3.4
Aug	163.77	-0.07	Sep	233.80	-0.72	Sep	5.286	-2.0
Oct	167.62	-0.05	Oct	235.52	-0.52	Dec	5.276	-3.0
Dec	171.77	+0.00	Nov	236.07	-0.37	Mar	5.382	-2.4
Feb	175.55	-0.05	Jan	233.97	-0.60	May	5.450	-2.6
Soybeans			Soft Red Winter Wheat			Canadian \$		
May	14.442	+17.4	May	6.196	+5.0	Spot	73.87	+0.35
Jul	14.192	+15.4	Jul	6.336	+4.4	Jun	73.94	+0.36
Aug	13.620	+11.0	Sep	6.450	+4.2	Sep	74.08	+0.36
Sep	12.846	+9.4	Dec	6.624	+4.4	Dec	74.18	+0.36
Nov	12.634	+8.0	Mar	6.742	+5.0	Mar	74.27	+0.36
Jan	12.716	+8.2	May	6.792	+5.6	Jun	74.30	+0.36

OBCFPP LICENCE CHANGES

No Longer Licenced: Abattoir

Field Gate Organic Processing Ltd., Box 389, Zurich, ON NOM 2T0

No Longer Licenced: Country Dealer

Hamilton Livestock Inc., 4257 Hamilton Sideroad, Almonte, ON K0A 1A0

Miedema's Country Meats, 41130 Thames Road E, Exeter, ON NOM 1S5

Mario Maciocia et Fils Ltee, 131 Rang Des Petits Etangs, La Presentation, PQ J0H 1B0

ONTARIO STOCKER & FEEDER TRADE SPECIAL SALES

Apr 29 8:00 am	Rainy River Cattlemen's Sale-Stratton	Special Spring Stocker Sale (cows/bulls also)
Apr 29 11:00 am	Denfield Livestock Exchange	Vaccinated Calf & Yearling Sale
May 3 11:00 am	Kawartha Lakes Community Sale Barn	Peterborough/Victoria County Special Stocker Sale
May 4 10:00 am	Warton-Grey Bruce Livestock Co-op	Special Spring Stocker Sale
May 5 11:00 am	Community Livestock Exchange	Quinte Cattlemen's Special Stocker Sale
May 6 10:00 am	Thessalon-Algoma Livestock Co-op	Special Spring Stocker Sale
May 10 7:00 pm	Cargill Auction Market	Special Spring Stocker Sale
May 13 11:00 am	Denfield Livestock Exchange	Vaccinated Calf & Yearling Sale
May 16 11:00 am	Ontario Stockyards Inc	Special Spring Stocker Sale
May 17 11:00 am	Kawartha Lakes Community Sale Barn	KLC Special Stocker Sale

Comments for the week ending April 27, 2023

Receipts of fed steers and heifers sold through auction markets this week were slightly lower than last week at 484 head, down 52 from the prior week and fully steady to this time last year. Fed steers traded from \$211.77-\$225.80 cwt averaging \$220.80 down \$0.96 from the previous week but \$48.79 above year ago prices. Fed heifers sold from \$204.95-\$226.35 averaging \$217.65 up \$0.65 cwt from the week before and \$44.42 stronger than year ago prices. Auction markets reported trade as steady to fully steady and firm, with quality considered.

The Ontario railgrade market this week is light to moderate with prices holding fully steady to last week at \$375.00 cwt dressed for steers and \$374.00 for heifers, delivered. The previous Friday the market was quiet but by Monday of this week delivery of the cattle sold was reported for the week of May 15th and by Wednesday cattle were being scheduled for delivery the week of May 22nd. US packer interest continues at a slight premium to local deals but volumes were light this week.

There were 1,952 fed/cull cows sold through auction markets this week down 241 from last week and 321 fewer than last year at this time. Cows ranged from \$92.31-\$134.81 averaging \$112.09 cwt down \$2.38 from the previous week but \$18.73 stronger than year ago prices. Auction markets reported trade as steady for the most part with quality considered and one market noting easier prices. By mid-week trade was fully steady and ended the week stronger. There were 473 beef cows sold through auction markets this week down 8 head from last week averaging \$119.15 down \$2.90 cwt from last week's weighted average beef cow price.

Lighter receipts of 6,253 stocker and feeder cattle sold through auction markets this week down 1,376 from the previous week and 3,565 fewer than the same week last year. Auction markets reported trade as steady to fully steady until mid-week where heavier cattle traded sharply higher, up by \$8.00-\$10.00 cwt. By Thursday trade was steady to higher on good demand with non-vaccinated calves selling easier. Special stocker sales this week saw grass weights up \$2.00-\$5.00. Actual average prices for steers 400-500 lb were down \$2.47 from last week on average, 500-600 lb down \$1.30, 600-700 lb down \$3.48, 700-800 lb up \$12.37, 800-900 lb up \$15.68, 900-1000 lb up \$4.47 and steers 1000 lb plus averaged \$8.48 higher than last week on average. Heifers from 300-400 lb were up \$21.54 from the previous week, 400-500 lb down \$1.14, 500-600 lb down \$9.86, 600-700 lb down \$10.65, 700-800 lb down \$9.19, 800-900 lb up \$3.77 and heifers 900 lbs and over averaged \$8.26 easier than last week's weighted average prices. All classes are averaging from \$50.00-\$75.00 cwt stronger than year ago prices.

The Quebec electronic market this week sold at \$371.25 cwt dressed on a picked-up basis, down \$0.31 cwt from last week on average.

Alberta direct trade was light this week with dressed sales ranging from \$380.00-\$382.00 cwt delivered on a dressed basis which is steady to \$2.00 cwt higher than last week. Canfax reports: "Cattle that traded were being scheduled for the first half of May delivery. In some instances cattle would be picked up as early as next week. US packer interest on the western Canadian cash market was quiet. Stronger prices and stronger basis levels did encourage producers to sell cattle. This week's cash offering was cleaned up but in general cash volumes were light. Many producers are indicating their fed calves are green and need extra days on feed before they are marketed."

The U.S. cash cattle trade the week ending April 21st was light to moderate with slightly easier prices. In the south trade ranged from \$173.00-\$177.00 live, mainly \$174.00-\$175.00 which is steady to \$1.00 cwt lower. In the north, live trade ranged from \$179.00-\$185.00 live, mainly \$180.00-\$183.00 and \$276.00-\$290.00 dressed, mainly \$288.00 down \$2.00 cwt. Overall average prices for the week from the USDA Mandatory Price Report saw live steers average \$178.57 down \$2.27 cwt while heifers averaged \$178.11 down \$1.09. On the rail steers averaged \$287.42 down \$2.35 with heifers down \$2.25 from the previous week at \$287.24.

This week the U.S. cash cattle trade was light with business in the north ranging from \$275.00-\$287.00 dressed, mainly \$283.00-\$285.00 down \$3.00-\$5.00 cwt with a few live deals from \$178.00-\$180.00 cwt which is steady to \$2.00 lower than last week's northern trade. The south has been fairly quiet with just a few scattered deals reported from \$171.00-\$172.00 live down \$2.00-\$3.00 cwt from last week's southern trade. At time of reporting Friday afternoon, a light test has surfaced in the south at \$173.00 live down \$2.00 cwt from last week's southern deals. Bids in the north are sitting at \$178.00 live and \$283.00 dressed but no sales have surfaced and the bulk of business in the north is completed. Asking prices on the remaining cattle are sitting at \$176.00 plus live in the south and \$286.00 plus dressed in the north.