



## WEEKLY MARKET INFORMATION REPORT – FOR THE WEEK ENDING THURSDAY May 4, 2023

The following information is collected from various sources and disseminated by Beef Farmers of Ontario.

### ONTARIO DIRECT TO PACKER RAILGRADE CATTLE TRADE

Prices are on a carcass weight basis before grade and weight discounts:

<b>A Grade Steers</b>	375.00
<b>A Grade Heifers</b>	374.00

### ONTARIO LIVE CATTLE TRADE

Ontario auction sales this week saw weighted average price ranges for:

<b>FED CATTLE</b>	<b>Volume</b>	<b>Price Range</b>	<b>Average</b>	<b>Top</b>	<b>Last Week Avg</b>
Large Frame Steers +1250	116	215.94-229.92	225.48	232.00	218.04
Medium Frame Steers +1250	124	215.86-228.21	222.82	232.00	220.15
Large & Medium Frame Steers +1250	240	218.58-229.72	225.01	232.00	220.80
Large Frame Heifers +1000	142	219.77-227.71	224.89	234.00	223.25
Medium Frame Heifers +1000	193	207.97-226.26	219.78	244.50	213.75
Large & Medium Frame Heifers +1000	335	213.07-227.63	222.41	244.50	217.65
Fed steers, Dairy & Dairy Cross +1250	58	174.66-198.53	190.46	231.00	172.66
Fed heifers, Dairy & Dairy Cross +1000	99	129.48-181.48	161.80	226.50	153.13
Cows - All Weights	2,080	95.22-136.93	115.15	195.00	112.09
Bulls - All Weights	180	115.90-174.53	145.40	314.99	145.04

#### STOCKERS - Large and Medium Frame

<b>STEERS</b>	<b>Volume</b>	<b>Price Range</b>	<b>Average</b>	<b>Top</b>	<b>Last Week Avg</b>
1000+	662	245.03-276.44	264.75	283.00	255.31
900-999	483	253.01-284.82	270.58	299.50	260.76
800-899	770	251.33-293.97	280.57	317.50	273.69
700-799	914	266.76-324.45	301.16	355.00	290.48
600-699	951	280.75-348.69	323.54	380.00	292.59
500-599	571	270.60-357.75	321.14	396.00	293.59
400-499	231	261.97-349.09	309.08	377.50	281.99
-399	65	295.08-386.27	353.64	710.00	301.40

#### STOCKERS - Large and Medium Frame

<b>HEIFERS</b>	<b>Volume</b>	<b>Price Range</b>	<b>Average</b>	<b>Top</b>	<b>Last Week Avg</b>
+900	347	199.29-241.21	222.28	265.00	214.08
800-899	332	228.91-262.80	249.70	289.99	228.76
700-799	496	225.54-277.19	261.28	300.00	235.91
600-699	1,135	219.64-297.25	274.62	336.00	243.39
500-599	573	229.83-305.05	278.11	350.00	242.55
400-499	245	240.09-312.24	282.51	349.00	238.20
300-399	44	245.43-278.71	266.83	330.00	246.40
-299	3	N/T	N/T	N/T	233.08

At Kawartha Lakes Community Sale Barn: April 29, 2023-158 cows, 11 bulls, 41 veal, 15 fed cattle, 50 stockers

	Price Range	Avg.	Top
Cows	103.00-146.00	117.18	163.00
Bulls under 1600 lbs	149.00-184.21	162.87	184.21
Bulls over 1600 lbs	138.00-153.00	146.46	153.00
Veal Calves 600 lbs+	151.00-180.00	160.50	180.00
Veal Calves 125 lbs -	150.00-450.00	250.21	450.00

At Denfield Livestock Exchange Inc.: May 2, 2023: 324 Fed Cattle, 22 Veal, 80 Cows, 4 Bulls, 4 stockers

	Price Range	Average	Top
Large & Medium Frame Fed Steers +1250 lbs	224.75-231.00	227.31	232.00
Large & Medium Frame Fed Heifers +1000 lbs	223.25-230.50	227.72	244.50
Fed Heifers, Dairy & Dairy Cross +1000 lbs	150.00-226.50	211.54	226.50
Cows	107.00-141.00	120.77	147.00
Veal calves 600 lbs +	169.00-186.00	177.83	200.00

At Aylmer Stockyards Inc.: May 3, 2023 - 49 veal, 147 Cows, 53 fed cattle, 45 Stockers

	Price Range	Average	Top
Fed Heifers, Large & Medium Frame 1000 lb +	138.99-226.50	207.10	226.50
Fed Heifers, dairy & dairy cross 1000+ lbs	105.00-180.00	154.00	180.00
Cows	69.99-146.99	115.99	146.99
Veal 600+ lbs	141.99-232.50	177.29	232.50

## ONTARIO STOCKER & FEEDER TRADE

Stocker sale at Brussels Livestock: April 28, 2023- 1,217 Stockers

Steers	Price Range	Average	Top	Heifers	Price Range	Average	Top
1000+	214.00-272.75	251.11	275.25	900+	204.00-244.00	226.88	265.00
900-999	236.00-290.00	262.51	290.00	800-899	230.00-257.00	241.72	263.50
800-899	256.00-300.00	281.13	300.00	700-799	239.00-274.50	259.70	274.50
700-799	286.00-313.00	298.57	313.00	600-699	220.00-284.00	252.50	284.00
600-699	245.00-357.00	316.21	361.00	500-599	242.50-309.00	276.24	309.00
500-599	214.00-357.00	302.19	362.00	400-499	207.50-285.00	251.33	285.00
400-499	172.50-355.00	264.44	355.00				
399-	337.00-338.00	337.67	342.00				

Stocker sale at Community Livestock Exchange: May 2, 2023: 78 Stockers

Steers	Price Range	Average	Top	Heifers	Price Range	Average	Top
600-699	175.00-270.00	239.19	270.00	700-799	119.99-212.50	186.60	212.50
500-599	172.50-332.50	282.79	332.50				
400-499	302.49-327.49	317.30	327.49				

Stocker sale at Keady Livestock Market: May 2, 2023: 852 Stockers

Steers	Price Range	Average	Top	Heifers	Price Range	Average	Top
1000+	205.00-222.00	213.80	225.00	800-899	205.00-245.00	228.72	245.00
900-999	257.50-299.50	281.87	299.50	700-799	235.00-279.00	259.66	279.00
800-899	277.00-307.00	293.33	307.00	600-699	264.00-300.00	278.17	308.00
700-799	301.00-328.00	312.27	338.00	500-599	270.00-310.00	288.67	310.00
600-699	314.00-337.00	331.27	337.00	400-499	305.00-335.00	324.83	335.00
500-599	322.50-360.00	341.92	395.00	300-399	187.50-250.00	234.38	250.00
400-499	325.00-370.00	346.25	370.00				
399-	332.50-390.00	362.50	390.00				

Stocker sale at Renfrew Pontiac Livestock: May 2, 2023: 532 Stockers

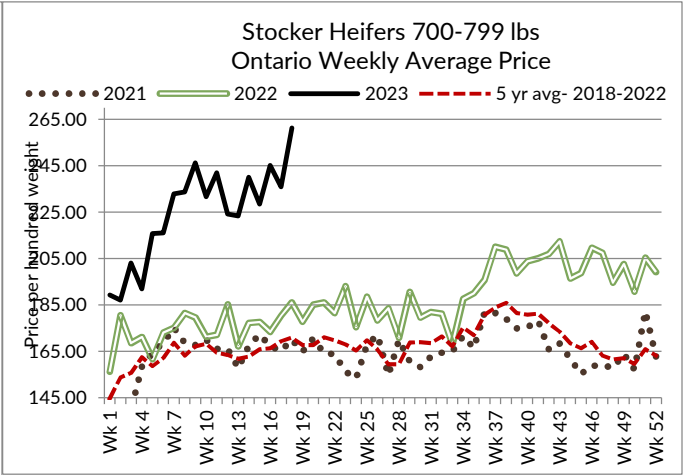
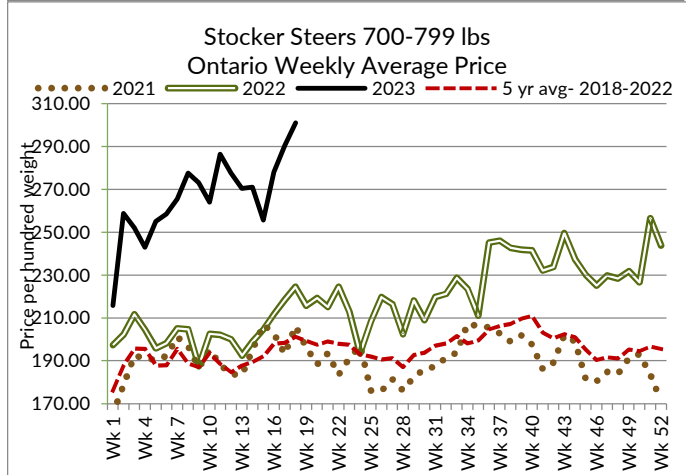
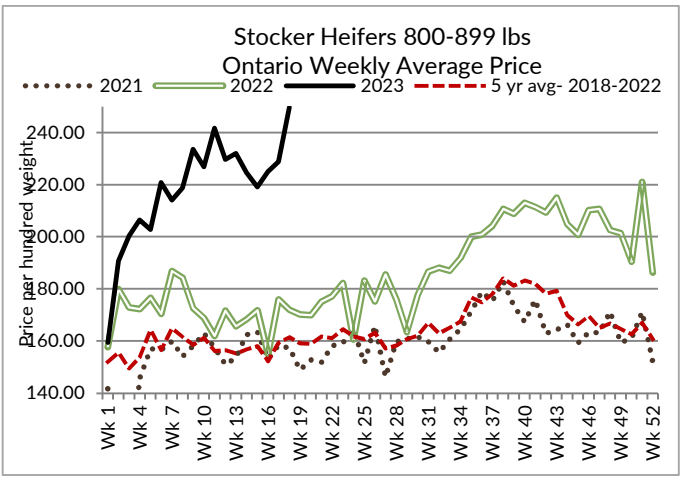
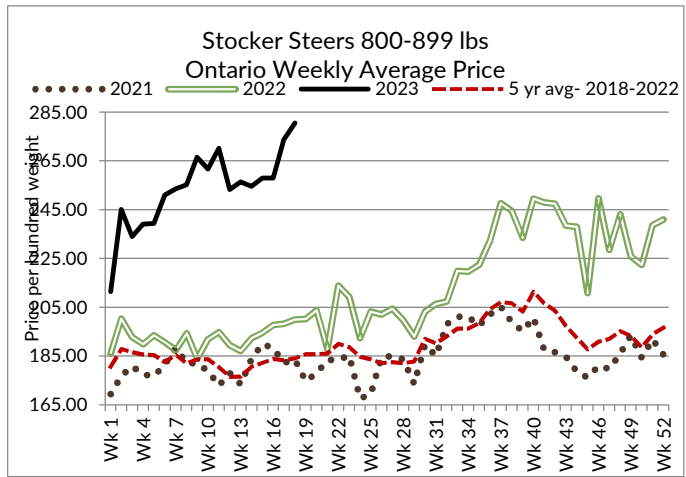
Steers	Price Range	Average	Top	Heifers	Price Range	Average	Top
900-999	210.00-256.00	237.19	256.00	900+	113.99-150.00	131.49	150.00
800-899	225.00-293.00	284.10	293.00	800-899	275.00-289.99	279.70	289.99
700-799	210.00-316.99	293.69	316.99	700-799	217.48-300.00	287.09	300.00
600-699	194.99-350.00	314.00	350.00	600-699	169.99-300.99	281.59	300.99
500-599	185.00-356.99	304.59	356.99	500-599	169.99-324.00	271.89	324.00
400-499	214.99-354.99	314.00	354.99	400-499	202.49-335.99	277.19	335.99
300-399	169.99-289.99	227.59	289.99	300-399	270.00-310.00	300.89	310.00

Stocker sale at Ontario Livestock Exchange: May 3, 2023: 776 Stockers

Steers	Price Range	Average	Top	Heifers	Price Range	Average	Top
1000+	260.00-283.00	274.55	283.00	900+	227.50-260.00	248.22	260.00
900-999	275.00-288.50	283.34	288.50	800-899	230.00-259.00	245.00	259.00
800-899	270.00-290.00	283.18	290.00	700-799	230.00-247.50	245.56	247.50
700-799	300.00-302.50	301.56	302.50				

Stocker sale at Ontario Livestock Exchange: May 4, 2023: 421 Stockers

Steers	Price Range	Average	Top	Heifers	Price Range	Average	Top
1000+	209.00-217.00	212.41	230.00	900+	202.00-240.00	220.97	240.00
900-999	205.00-250.00	231.25	250.00	800-899	187.50-225.00	208.61	225.00
800-899	205.00-252.50	228.41	252.50	700-799	207.50-265.00	242.40	265.00
700-799	195.00-240.00	230.66	282.50	600-699	195.00-267.50	237.54	285.00
600-699	250.00-297.50	271.13	297.50	500-599	240.00-280.00	265.00	290.00
500-599	260.00-340.00	292.67	367.50	400-499	215.00-235.00	230.63	275.00
400-499	225.00-295.00	236.72	330.00				
399-	300.00-490.00	281.25	490.00				



## ONTARIO STOCKER & FEEDER TRADE SPECIAL SPRING SALE

Stocker sale at Keady Livestock Market: **April 28, 2023: 1,436 Stockers**

Steers	Price Range	Average	Top	Heifers	Price Range	Average	Top
900-999	274.00-286.00	282.91	286.00	800-899	249.00-270.00	261.04	270.00
800-899	282.00-301.00	296.06	317.50	700-799	290.00-295.00	293.30	295.00
700-799	311.00-354.00	334.45	354.00	600-699	295.00-312.00	304.05	336.00
600-699	346.00-367.00	353.31	380.00	500-599	292.00-316.00	304.03	316.00
500-599	342.50-375.00	359.41	375.00	400-499	250.00-305.00	287.07	325.00
400-499	361.00-372.50	365.87	372.50				

Northern Select Stocker Sale- An exceptional offering of vaccinated grass weight cattle sold fully steady.

Stocker sale at Denfield Livestock Exchange: **April 29, 2023- 594 Stockers**

Steers	Price Range	Average	Top	Heifers	Price Range	Average	Top
1000+	225.00-234.00	230.80	234.00	900+	209.00-239.00	218.80	263.00
900-999	255.00-271.00	268.13	271.00	800-899	230.00-270.00	253.49	283.00
800-899	262.50-286.00	278.92	290.00	700-799	240.00-281.00	266.11	285.00
700-799	289.00-314.00	307.30	355.00	600-699	243.00-304.00	272.19	326.00
600-699	292.50-334.00	317.71	334.00	500-599	220.00-306.00	266.94	350.00
500-599	307.50-340.00	324.88	355.00	400-499	300.00-326.00	315.00	349.00
400-499	340.00-360.00	352.92	360.00	300-399	250.00-325.00	282.50	315.00
399-	300.00-325.00	316.25	400.00				

Stocker sale at Rainy River Cattlemen's Sale- Stratton: **April 29, 2023- 1,281 Stockers, 120 cows, 43 bulls**

Steers	Price Range	Average	Top	Heifers	Price Range	Average	Top
1000+	155.00-229.00	197.10	229.00	900+	147.99-233.49	192.90	233.49
900-999	185.00-254.00	226.39	254.00	800-899	150.00-252.99	237.69	252.99
800-899	169.99-281.99	254.30	281.99	700-799	150.00-275.00	238.30	275.00
700-799	200.00-314.99	274.19	314.99	600-699	157.49-294.50	266.48	314.99
600-699	220.00-343.99	301.10	343.99	500-599	175.00-297.99	275.49	297.99
500-599	210.00-360.99	306.49	360.99	400-499	200.00-314.00	281.00	314.00
400-499	250.00-254.99	325.70	354.99	300-399	289.99-317.49	306.19	317.49
399-	254.99-339.99	302.19	339.99				
				Bulls 1600-	140.99-275.00	187.09	314.99
Cows	112.99-187.50	142.90	187.50	Bulls 1600+	143.99-165.99	158.80	165.99

All classes of cattle sold on a good demand at strong prices!

Stocker sale at Kawartha Lakes Community Sales Barn: **May 3, 2023: 511 Stockers**

Steers	Price Range	Average	Top	Heifers	Price Range	Average	Top
800-899	272.50-300.00	285.63	300.00	700-799	210.00-282.00	262.76	282.00
700-799	267.00-344.50	304.60	344.50	600-699	230.00-298.00	257.32	298.00
600-699	275.00-366.50	328.23	369.50	500-599	202.50-310.00	266.80	313.00
500-599	310.00-396.00	340.57	396.00	400-499	230.00-322.00	254.15	322.00
400-499	300.00-377.50	328.31	377.50	300-399	207.50-265.00	242.62	265.00
	195.00-325.00	281.60	325.00				

Peterborough Cattlemen's & Victoria Beef Farmers Special Spring Stocker Sale- Good quality, vaccinated stockers sold actively at strong prices.

Stocker sale at Grey Bruce Livestock Co-operative- Wiarton: **366 Stockers**

Steers	Price Range	Heifers	Price Range
900-1050	259.00-271.00	700-800	269.00-287.00
800-900	276.00-283.00	600-700	250.00-297.00
700-800	302.00-335.00	500-600	273.00-302.00
600-700	319.00-369.00		<b>Guaranteed Open Heifers</b>
500-600	354.00-401.00	500-800	244.00-294.00

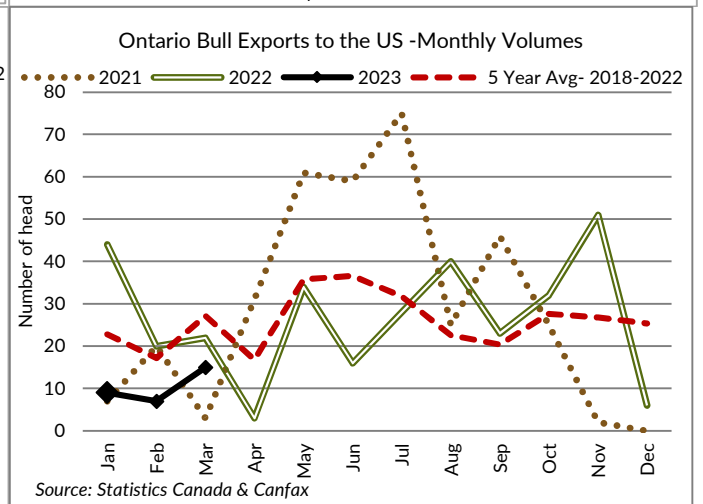
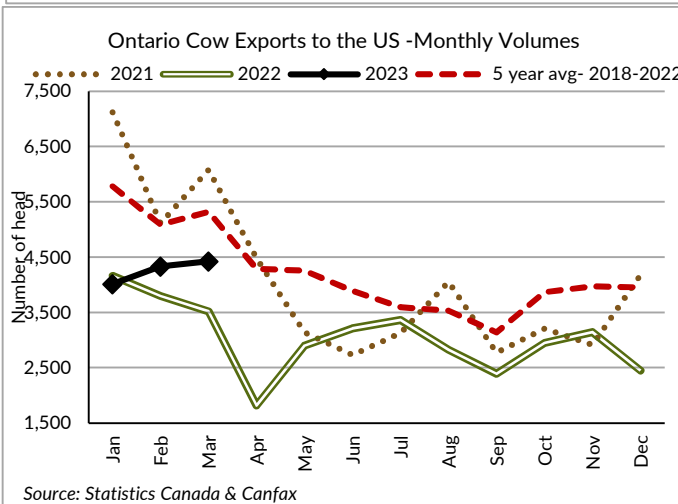
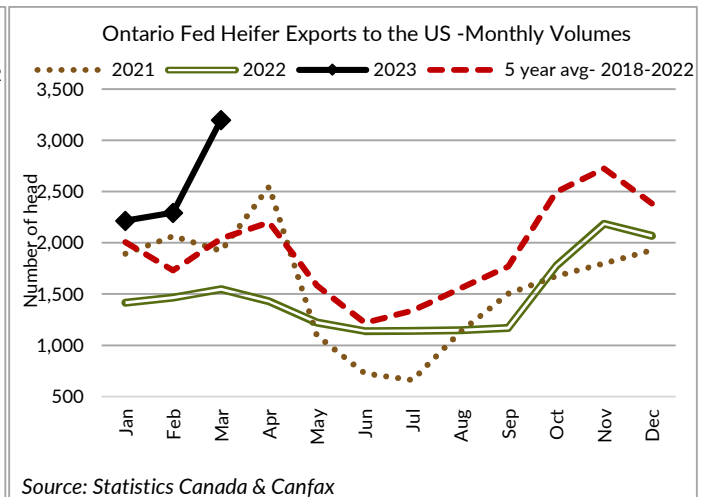
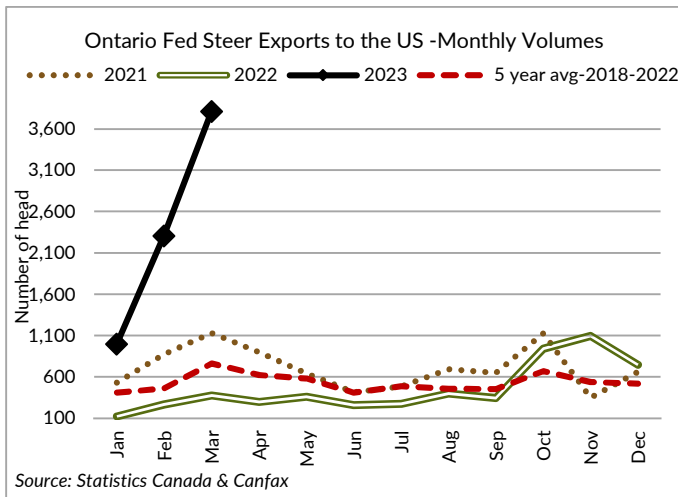
Top quality grass cattle including Charolais Cross, Red Angus, Black Angus and Simmental, sold at prices higher than one year ago and on par with the current market trend!

## WEEKLY LIVE CATTLE EXPORTS-ONTARIO

	Week ending Apr 15, 2023	Week ending Apr 8, 2023	Year to Date
<b>Total live slaughter cattle exported through Ontario ports to the U.S.</b>	2,410	2,659	42,298
<b>Steers &amp; Heifers &amp; Cows</b>	2,323	2,590	40,973
<b>Bulls</b>	87	69	1,325

## MONTHLY LIVE CATTLE EXPORTS TO THE U.S. FROM ONTARIO (Canfax/Stats Canada)

	March 2023	YTD 2023	Jan 1-Mar 2022	% change from 2022
<b>Steers</b>	3,815	7,123	764	+832%
<b>Heifers</b>	3,200	7,710	4,435	+74%
<b>Cows</b>	4,425	12,773	11,479	+11%
<b>Bulls</b>	15	31	86	-64%
<b>Feeders</b>	0	421	2,004	-79%
<b>Total</b>	11,455	28,058	18,768	+50%



## CANADIAN- FEDERALLY INSPECTED PROCESSING-Canfax/CBGA

	Week Ending April 29, 2023	# of hd change from week ago	YTD	% Change (Week Ago)	% Change (Year Ago)
<b>Grand Total</b>	57,495	-3,614	1,043,922	-6%	-3%
<b>Western Processing</b>	45,105	-3,661	830,808	-8%	-2%
<b>Eastern Processing</b>	12,390	+47	213,114	+0%	-8%

## ONTARIO- FEDERALLY INSPECTED PROCESSING-Canfax/CBGA

	Week Ending April 29, 2023	# of hd change from week ago	YTD	% Change (Week Ago)	% Change (Year Ago)
<b>Grand Total</b>	10,847	+35	186,382	+0%	-10%

### AVERAGE CARCASS WEIGHTS – CANADA-Canfax/CBGA

	Steers	Heifers
Apr 29, 2023	884	837
Apr 22, 2023	895	838
Apr 30, 2022	945	854

### AVERAGE CARCASS WEIGHTS – ONTARIO-Canfax/CBGA

	Steers	Heifers
Apr 29, 2023	959	859
Apr 22, 2023	965	834
Apr 30, 2022	961	850

### USDA ESTIMATED CATTLE PROCESSING VOLUME

	Week Ending	Previous Week	Year Ago
Grand Total	May 6, 2023 623,000	624,000	661,000

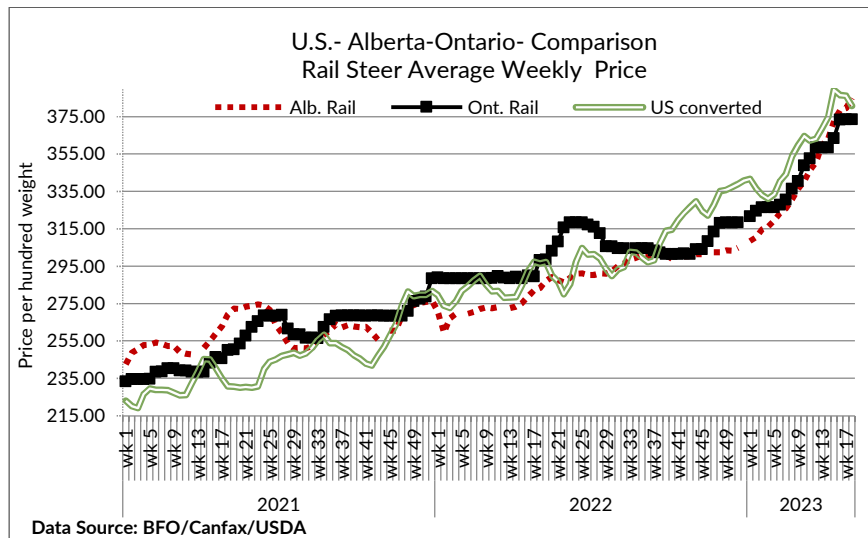
### QUEBEC ELECTRONIC AUCTION MARKET (F.O.B. THE FEEDLOT)

	Price	Change from Last Week
For the week ending May 4, 2023	370.00-372.25	-0.19

### ALBERTA DIRECT TRADE

Alberta's direct trade: for the week ending May 4, 2023

Steers	Live FOB	230.00	Rail - FOB	383.50-388.50
Heifers	Live FOB	N/T	Rail - FOB	383.50-388.50



### U.S. TRADE (U.S. funds)

The U.S. cash cattle trade: for the week ending May 4, 2023

Choice and Select Steers and Heifers:	Live	170.00-180.35
	Rail	275.00-285.00

## U.S. BOXED BEEF CUT-OUT VALUES (U.S. funds)

	Choice 600-900	Select 600-900
Current Five Day Average	309.86	288.52

### BEEF EXPORTS – CANADA (AAFC)

	<i>Change from last year YTD</i>	<i>Change from last year YTD</i>	
<i>United States</i> <i>Jan 1- Feb 28/2023</i>		<i>Mexico</i> <i>Jan 1- Feb 28/2023</i>	
Total	60,265 tonnes +10% or +5,519 tonnes	6,282 tonnes	+41% or +1,828 tonnes
<i>Japan</i> <i>Jan 1- Feb 28/2023</i>		<i>South Korea</i> <i>Jan 1- Feb 28/2023</i>	
Total	9,201 tonnes +27% or +1,955 tonnes	3,040 tonnes	+82% or +1,369 tonnes

### LIVE CATTLE – CANADA (AAFC)

<i>IMPORTS</i>	<i>Import % change</i> <i>from 2022 YTD</i>	<i>EXPORTS</i>	<i>Export %</i> <i>change from</i> <i>2022 YTD</i>
<i>Jan 1- Feb 28/2023</i>		<i>Jan 1- Apr 15/2023</i>	
Pure bred	740 -31%	Slaughter steers & heifers & cows	157,509 -1%
Non-pure bred	53,051 +56%	Feeder cattle & calves	38,827 -57%
		Bulls	7,749 -7%

### BEEF PRODUCTION – CANADA (AAFC)

	<i>Jan 1 – Apr 22, 2023</i>	<i>Last Year Same Time</i>	<i>% Change</i>
Fed	331,880 tonnes	348,491 tonnes	-5%
Non-fed	56,812 tonnes	51,710 tonnes	+10%

### BEEF IMPORTS – CANADA (AAFC)

	<i>Jan 1 – Apr 22, 2023</i>	<i>Last Year Same Time</i>	<i>% Change</i>
United States	28,401 tonnes	30,940 tonnes	-8%
Mexico	3,919 tonnes	3,403 tonnes	+15%
Non-CUSMA	12,785 tonnes	11,212 tonnes	+14%
EU-27 (beef/veal total)	2,399 tonnes	5,111 tonnes	-53%
Total	48,088 tonnes	51,008 tonnes	-6%

### CHICAGO MERCANTILE EXCHANGE

Closing quotes on futures **today** were as follows:

<b>Live Cattle</b>	<b>Feeder Cattle</b>	<b>Corn</b>
Jun 161.92 +0.35	May 202.52 -1.12	May 6.532 +6.6
Aug 159.50 +0.07	Aug 221.42 -1.72	Jul 5.964 +7.4
Oct 163.57 -0.27	Sep 225.05 -1.62	Sep 5.370 +7.4
Dec 168.15 -0.40	Oct 227.50 -1.12	Dec 5.346 +6.2
Feb 172.35 -0.20	Nov 228.55 -0.67	Mar 5.434 +5.2
Apr 175.65 -0.15	Jan 227.35 -0.15	May 5.492 +5.0
<b>Soybeans</b>	<b>Soft Red Winter Wheat</b>	<b>Canadian \$</b>
May 14.690 +20.4	May 6.470 +15.4	Spot 74.77 +0.90
Jul 14.364 +18.6	Jul 6.602 +15.2	Jun 74.84 +0.91
Aug 13.734 +15.0	Sep 6.714 +14.6	Sep 74.97 +0.91
Sep 12.996 +12.0	Dec 6.872 +13.4	Dec 75.06 +0.92
Nov 12.800 +11.4	Mar 6.974 +12.6	Mar 75.11 +0.92
Jan 12.884 +10.2	May 7.014 +11.2	Jun 75.09 +0.93

## ONTARIO STOCKER & FEEDER TRADE SPECIAL SALES

May 6	10:00 am	Thessalon-Algoma Livestock Co-op	Special Spring Stocker Sale
May 10	7:00 pm	Cargill Auction Market	Special Spring Stocker Sale
May 13	11:00 am	Denfield Livestock Exchange	Vaccinated Calf & Yearling Sale
May 16	11:00 am	Ontario Stockyards Inc	Special Spring Stocker Sale
May 17	11:00 am	Kawartha Lakes Community Sale Barn	KLC Special Stocker Sale
May 27	11:00 am	Denfield Livestock Exchange	Final Vaccinated Calf & Yearling Sale
May 31	12:00 pm	Aylmer Stockyards Inc	Special Stocker Sale
May 31	1:00 pm	Vankleek Hill Livestock Exchange	Special Stocker Sale
May 31	7:00 pm	Cargill Auction Market	Special Stocker Sale

### Comments for the week ending May 4, 2023

575 fed steers and heifers sold through auction markets this week in Ontario, up 91 head from last week and 164 more than this time last year. Fed steers ranged from \$218.58-\$229.72 with a weekly weighted average price of \$225.01 cwt up \$4.21 from the week before and \$49.36 stronger than year ago prices. Fed heifers sold from \$213.07-\$227.63 averaging \$222.41 up \$4.76 from the previous week on average and \$49.51 higher than this time last year. Auction markets reported trade as active with prices fully steady and firm, to stronger.

The Ontario railgrade market was light this week with prices holding fully steady at \$375.00 cwt dressed for steers and \$374.00 cwt for heifers. Cattle sold this week were scheduled for delivery anywhere from next week to the week of May 29<sup>th</sup> depending on which packer purchased the cattle. Limited volumes were reported as sold to the U.S. this week. This week's average price is up \$76.00 cwt over last year at this time.

2,080 fed/cull cows sold through auction markets this week up 128 head from the previous week but 80 fewer than this time last year. Cows sold from \$95.22-\$136.93 with a weekly weighted average price of \$115.15 up \$3.06 cwt from the week before and \$21.92 stronger than year ago prices. Auction markets reported trade as steady for the most part, with one market noting barely steady prices while another saw price increases of \$4.00-\$5.00 cwt. The market ended the week on good demand at higher prices. This week saw 524 beef cows sold, up 51 head from last week, averaging \$126.90 up \$7.75 cwt from the previous week's weighted average beef cow price.

7,822 stocker and feeder cattle sold through auction markets this week up 1,569 head from the week before and 633 more than this time last year with 4 special spring stocker sales included. Auction markets reported calves as steady to stronger, on strong demand with good quality stronger and non-vaccinated easier. Yearlings/heavier cattle sold \$5.00-\$10.00 higher to start. As the week progressed trade was slightly higher to stronger. Excellent quality vaccinated grass cattle were reported as fully steady to mostly higher. Actual average prices this week saw steers 400-500 lbs up \$27.09, 500-600 lbs up \$27.55, 600-700 lbs up \$30.95, 700-800 lbs up \$10.68, 800-900 lbs up \$6.88, 900-1000 lbs up \$9.82 and steers 1000 lbs plus averaged \$9.44 higher than last week on average. Heifers from 300-400 lbs were up \$20.43 cwt, 400-500 lbs up \$44.31, 500-600 lbs up \$35.56, 600-700 lbs up \$31.23, 700-800 lbs up \$25.37, 800-900 lbs up \$20.94 and heifers 900 lbs and over averaged \$8.20 cwt higher than last week's weighted average price.

The Quebec electronic market this week ranged from \$370.00-\$372.25 cwt dressed on a picked-up basis, down \$0.19 cwt from last week on average.

Alberta direct trade continued to strengthen again this week with prices reported at \$385.00-\$390.00 cwt delivered on a dressed basis, up \$5.00-\$10.00 cwt from the previous week's trade. Canfax reports: "Live sales were reported around 230.00 FOB the feedlot, \$5.00/cwt higher than last week's weighted average price. Over the past seven weeks fed cattle prices have rallied \$20.00/cwt. Cattle that traded this week were being scheduled anywhere from immediate delivery to early June delivery depending on which packer bought the cattle. Early May is traditionally when we see the largest sale volumes of the year. That has not been the case this year as sale volumes remain light."



The U.S. cash cattle trade the week ending April 28th was easier with trade in the south from \$171.00-\$173.00 live, mostly \$172.00-\$173.00 down \$1.00-\$2.00 cwt. In the north live trade was down \$3.00-\$4.00 from \$174.00-\$183.00 with dressed trade from \$275.00-\$285.00, mainly \$283.00-\$285.00. Overall average prices for the week reported by the USDA Mandatory Price Report saw live steers averaging \$177.15 down \$1.42 cwt with heifers averaging \$177.38 down \$0.73. On the rail steers averaged \$284.05 down \$3.37 while heifers averaged \$284.17 down \$3.07.

This week the U.S. cash cattle trade was light to moderate Tuesday and Wednesday with business in the south \$170.00-\$172.00 live with a few in Texas at \$174.00, but mainly \$172.00 down \$1.00 cwt from last week's southern trade. Business in the north ranged from \$176.00-\$181.00 live, mainly \$176.00 down \$2.00-\$3.00 cwt and \$275.00-\$285.00 dressed, majority from \$280.00-\$281.00 down \$3.00-\$4.00 cwt from last week's northern trade. Today the market is quiet and it appears the bulk of trade is completed.